



Florida Department of Transportation

TTRANSIT **A**ASSET **M**MANAGEMENT **P**PLAN

September 2022



Self-Certification

The Florida Department of Transportation (FDOT) hereby certifies that tier II urban and rural public transportation service across the State is open to the public and receives federal financial assistance under 49 U.S.C. Chapter 53. This group transit asset management plan contains an inventory of all the equipment utilized by each of the Tier II agencies identified as being eligible for federal funding. The plan contains the required elements and is available for review as part of oversight by FTA.

The accountable official for this plan is as follows:

Gabrielle Matthews
Interim State Transit Manager
Florida Department of Transportation
605 Suwannee Street, MS 26
Tallahassee, FL 32399
Phone: 850-414-4500



CONTENTS

Introduction and Background 1

Performance Targets and Measures 2

Florida Capital Asset Inventory 4

 Condition Assessment..... 4

Decision Support..... 5

 Investment Prioritization 5

 Decision Support Tools 6

Appendix A: FDOT Facility Asset Inventory Register 9

Appendix B1: Non-Revenue and Revenue Vehicle (Rolling Stock) Condition Data46

Appendix B2: Systems Condition Data.....64

Appendix B3: Facilities Condition Data65

Appendix C: FDOT Total Asset Value and Average Condition Rating87

Appendix D: Proposed Investment Project List (First Year Replacement)88

Appendix E: Approximate Investment Expenditures by Vehicle Fleet Type Next 10 Years.....89

Appendix F: All Agency SGR Backlog Next 10 Years.....90

Appendix G: Percent Replaceable Assets Per Category Exceeding Useful Life Next 10 Years.91

FIGURES

Figure 1 | ArcGIS Field Maps Application (Esri)7

Figure 2| ArcGIS Online Interactive Map8

TABLES

Table 1 | FDOT Performance Targets3

Table 2 | Asset Value by Category4

Table 3 | FTA TERM-lite Asset Condition Rating.....4

Table 4 | Asset Condition by Category5



Introduction and Background

The State of Florida, with a population of over 21.7 million, is home to 18 rural transit systems and 30 urban transit systems spread across 67 counties. According to the *2021 Florida Transit Information and Performance Handbook*, these systems provide approximately 156 million transit passenger trips each year, with 914,976 being completed by rural transit agencies. Florida Department of Transportation (FDOT) establishes, maintains, and regulates the state’s transportation system with a commitment to Florida residents’ and visitors’ current needs, as well as to adapt mobility in accordance with future trends.

The FDOT’s Public Transit Office works in partnership with the state’s public transportation providers to provide reliable, safe, and cost-effective access to those who live, work, learn, and play in Florida. Part of this process includes ensuring that statewide transit assets, such as facilities and vehicles, are regularly assessed to determine their useful lifecycle as part of Transit Asset Management (TAM).

This TAM Plan covers the following FDOT Tier II transit agencies that are subrecipients of 5311 funds.

- Baker County Council on Aging
- Big Bend Transit
- Calhoun County Senior Citizens Association
- Central Florida Regional Planning Council
- Flagler County Public Transportation
- Gulf County ARC
- JTRANS
- Key West Transit
- Levy County Transit
- Liberty County Transit
- Marion Transit
- Nassau County Council on Aging/ Nassau TRANSIT
- Ride Solution (Putnam County)
- Sumter County Transit
- Suwannee River Economic Council
- Suwannee Valley Transit Authority
- Tri-County Community Council
- Wakulla Transportation

These transit agencies have direct capital responsibility over their assets. Lifecycle policies for those assets are established by the respective agencies; however, FDOT impacts lifecycle policy decisions through their close collaboration with the transit agencies and funding sources. FDOT provides guidance and advice to agencies through multiple forums including informational session held in conjunction with the Florida Public Transportation Association, and through sessions conducted by the FDOT Transit Office held within each of the FDOT Districts.



Performance Targets and Measures

The Florida Department of Transportation and counties representing the Tier II transit providers will collaborate to ensure the successful tracking and maintenance of transit assets. Based on current asset conditions, investment prioritization, and planned capital projects, Florida has established the following objectives:

1. Maintain the avg. condition of facilities at a min 3.5 on the TERM scale by the end of FY 2030.
2. Improve the avg. condition of vehicles from 2.5 to 3 on the TERM scale by the end of FY 2030.
3. Annually, increase and maintain the percentage of assets with FTA condition ratings above 3.

Further, FDOT and the relevant Tier II providers representing the Tier II transit providers will continue to collaborate to enhance the quality and quantity of transit information available for each identified asset. Table 1, below, presents the FDOT performance targets and measures.



Table 1 | FDOT Performance Targets

Section Name	Performance Measure	2021 Target (%)	2021 Performance (%)	2021 Difference	2022 Target (%)
Rolling Stock - Percent of revenue vehicles that have met or exceeded their useful life benchmark	AB - Articulated Bus	N/A			
	AO - Automobile	28	0	28	0.00
	BR - Over-the-road Bus	N/A			
	BU - Bus	16	21.54	-5.54	20.46
	CU - Cutaway	14	9.81	4.19	9.32
	DB - Double Decker Bus	N/A			
	MV - Minivan	26	19.59	6.41	18.61
	OR - Other	N/A			
	SB - School Bus	75	100	-25	95.00
	SV - Sports Utility Vehicle	18	20	-2	19.00
	VN - Van	47	40.58	6.42	38.55
Equipment - Percent of service vehicles that have met or exceeded their useful life benchmark	Automobiles	66	75	-9	71.25
	Trucks and other Rubber Tire Vehicles	7	6.25	0.75	5.94
	Steel Wheel Vehicles	N/A			
Facility - Percent of facilities rated below 3 on the condition scale	Passenger / Parking Facilities	N/A			
	Administrative / Maintenance Facilities	0	6.67	-6.67	6.34



Florida Capital Asset Inventory

The Tier II FDOT asset inventory consists of 2,877 unique assets, valued at \$466,696,284.47 (2022 dollars), having an average age of 14 years. An asset inventory summary is presented in Table 2, below. See Appendix A for a full listing of the FDOT’s facility asset inventory register.

Table 2 | Asset Value by Category

Categories	Number of Unique Assets	% of Total Assets	Valuation	% of Asset Value
Vehicles	679	23.60%	\$433,113,569.02	92.80%
Systems	34	1.18%	\$191,813.40	0.04%
Facilities	2,164	75.22%	\$33,390,902.05	7.16%
Total	2,877	100.00%	\$466,696,284.47	100.00%

Condition Assessment

The FTA’s Transit Economic Requirements Model (TERM-lite) was used to calculate the age-based condition assessments of each asset recorded (Table 3). Overall, the average condition assessment rating was 3.09 (Table 4). See Appendix B1, Appendix B2, Appendix B3, and Appendix C for each category’s condition rating.

Table 3 | FTA TERM-lite Asset Condition Rating

Condition	FTA Rating	Description
Excellent	5	<ul style="list-style-type: none"> • New Asset • No visible defects
Good	4	<ul style="list-style-type: none"> • Asset showing minimal signs of wear • Some (slightly) defective or deteriorated component(s)
Adequate	3	<ul style="list-style-type: none"> • Asset has reached mid-life (3.5) • Some defective or deteriorated component(s)
Marginal	2	<ul style="list-style-type: none"> • Asset reaching or just past the end of useful life (2.75 to 2.5) • Increasing number of defective or deteriorated component(s) and increasing maintenance needs
Worn	1	<ul style="list-style-type: none"> • Asset is past useful life and in need of immediate repair or replacement • May have critically damaged components



Table 4 | Asset Condition by Category

Asset Types	Average Condition
Rolling Stock (Vehicles)	2.83
Revenue Vehicles	2.83
Non-Revenue Vehicles	2.70
Systems	1.95
Communications	1.95
Facilities	3.33
-	1.70
Buildings	3.47
Storage Yard	3.41
Equipment	2.43
Total	3.09

Decision Support

Investment Prioritization

Investment prioritization occurs strategically through collaboration between the FDOT Districts, relevant counties, and MPOs. The organizations hold meetings on a regular basis to discuss concerns on assets throughout the state, the operational needs and plans for future infrastructure, and investment to support improvement. Within FDOT, investment prioritization occurs annually as part of the capital budgeting process. Decision support tools are utilized to identify assets which should be included in projects to support improvement in the respective districts. FDOT prioritizes investments that impact passenger safety and improve infrastructure and access to service for passengers. Projects are developed based on available funding from federal and state funding sources.

Asset management is a continuous process. FDOT will continue to collaborate with counties and MPOs to ensure the following:

1. The asset inventory is updated periodically (at least annually), and the quality of the data is continuously enhanced.
2. Life-cycle costs of assets are shared including the acquisition, annual capital maintenance, and replacement costs.
3. The condition of assets is evaluated and reported periodically (at least annually) either through inspections or through age-based condition assessments using TERM-lite.
4. Assets are actively managed to ensure routine proactive maintenance is planned and executed in addition to unexpected reactive repairs and services.
5. Annual capital planning processes continue to reflect the needs of the assets recorded based on the objectives and performance measures outlined in the TAM plan.



The FDOT will evaluate its performance towards the objectives outlined in this plan at least annually and will continue to discuss strategies to accomplish those objectives during quarterly meetings with the MPOs and counties. See Appendix D for a list of proposed investment projects. These projects are based on a priority score out of 100, with the highest scoring category having the highest need for replacement. See Appendix E for vehicle investment expenditures by vehicle fleet type for the next ten years.

Decision Support Tools

This TAM plan is an update to the 2019 published plan and was developed following the recommendations of Transit Cooperative Research Program (TCRP) Report 172, *Guidance for Developing a Transit Asset Management Plan*. FDOT utilized a consultant to conduct independent condition assessments of each of the transit agencies' assets. The consultant, through collaboration with FDOT conducted research to fill-in missing data and develop the asset information into a detailed inventory, including FTA asset category, cost estimates, and agency useful life.

The newly developed asset inventory was processed using state- and local version of FTA's Transit Economics Requirements Model (TERM-Lite). TERM-Lite enabled the calculation of asset values in 2022 dollars. The outputs from TERM-Lite were used to determine the state of good repair (SGR) backlog for each asset category and became the basis for discussions about investment scenarios and performance targets. See Appendix F for an overview of the state's SGR per year over the next ten years. See Appendix G for the percent of assets exceeding their useful life per year over the next ten years.

A workshop was conducted with key participants from FDOT Central Office to review the condition of existing assessments, discuss investment priorities, and establish performance targets. The workshop was attended by FDOT executives responsible for transit as well as the consultant who assisted in the development of the inventory. The workshop fulfilled Step 3 of the TAM plan development process.

The planning process culminated with the refinement of investment priorities and the drafting of this plan. The refinement of investment priorities was an iterative process resulting from conversations about the impact of potential capital projects and their potential to achieve the desired performance targets. This plan documents the results of that iterative process. MPOs were provided an opportunity to provide input, and their feedback has been incorporated.

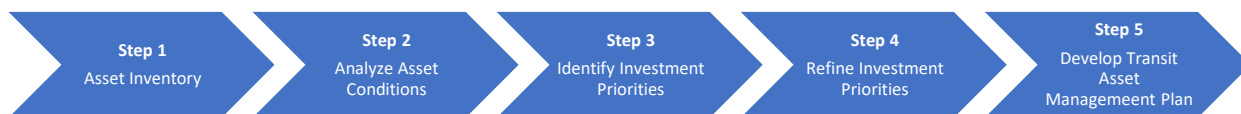
According to the Federal Transit Administration, a TAM plan is a tool that will aid transit providers in:

1. Assessing the current condition of its capital assets
2. Determining what the condition and performance of its assets should be (if they are not already in a state of good repair)
3. Identifying the unacceptable risks, including safety risks, in continuing to use an asset that is not in a state of good repair



4. Deciding how to best balance and prioritize anticipated funds (revenues from all sources) towards improving asset condition and achieving a sufficient level of performance within those means

TAM plans must include at a minimum an asset inventory, condition assessments of inventoried assets, and a prioritized list of investments to improve the state of good repair of their capital assets.



To streamline the statewide data collection effort, the consultant team developed a method to collect data in the field for each facility’s array of assets using ArcGIS Online mapping tools and Esri’s Field Maps application (Figure 1). Field Maps allows the user to gather geographic data using a smartphone or tablet by connecting to an editable ArcGIS Online interactive map (Figure 2), with the ability to also utilize an offline mode which was necessary for many rural locations.

Figure 1 | ArcGIS Field Maps Application (Esri)

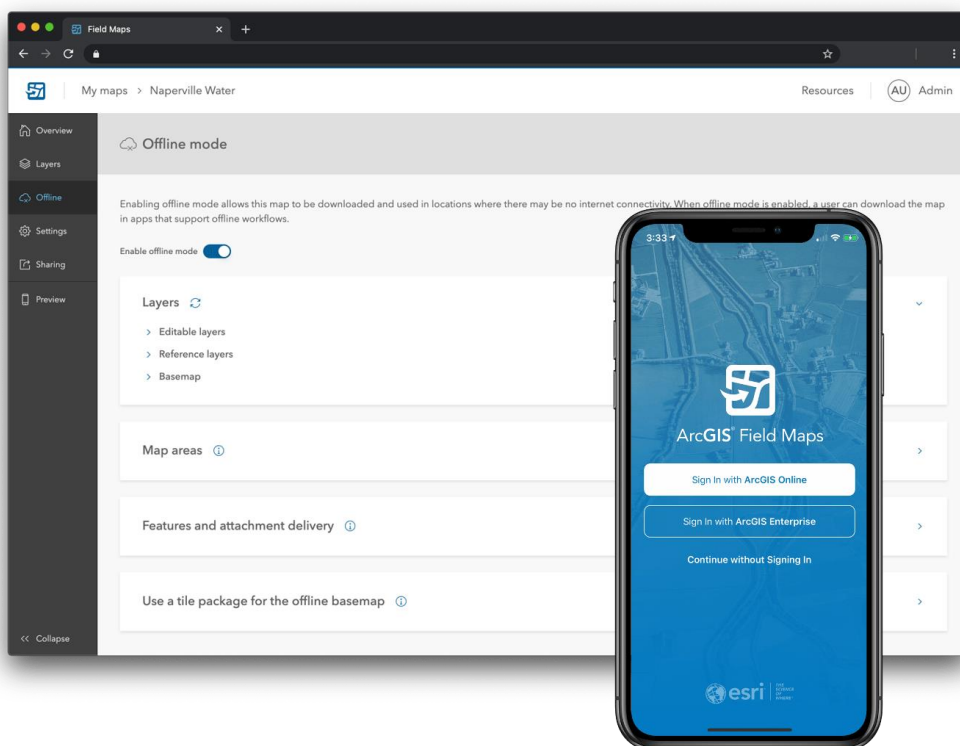
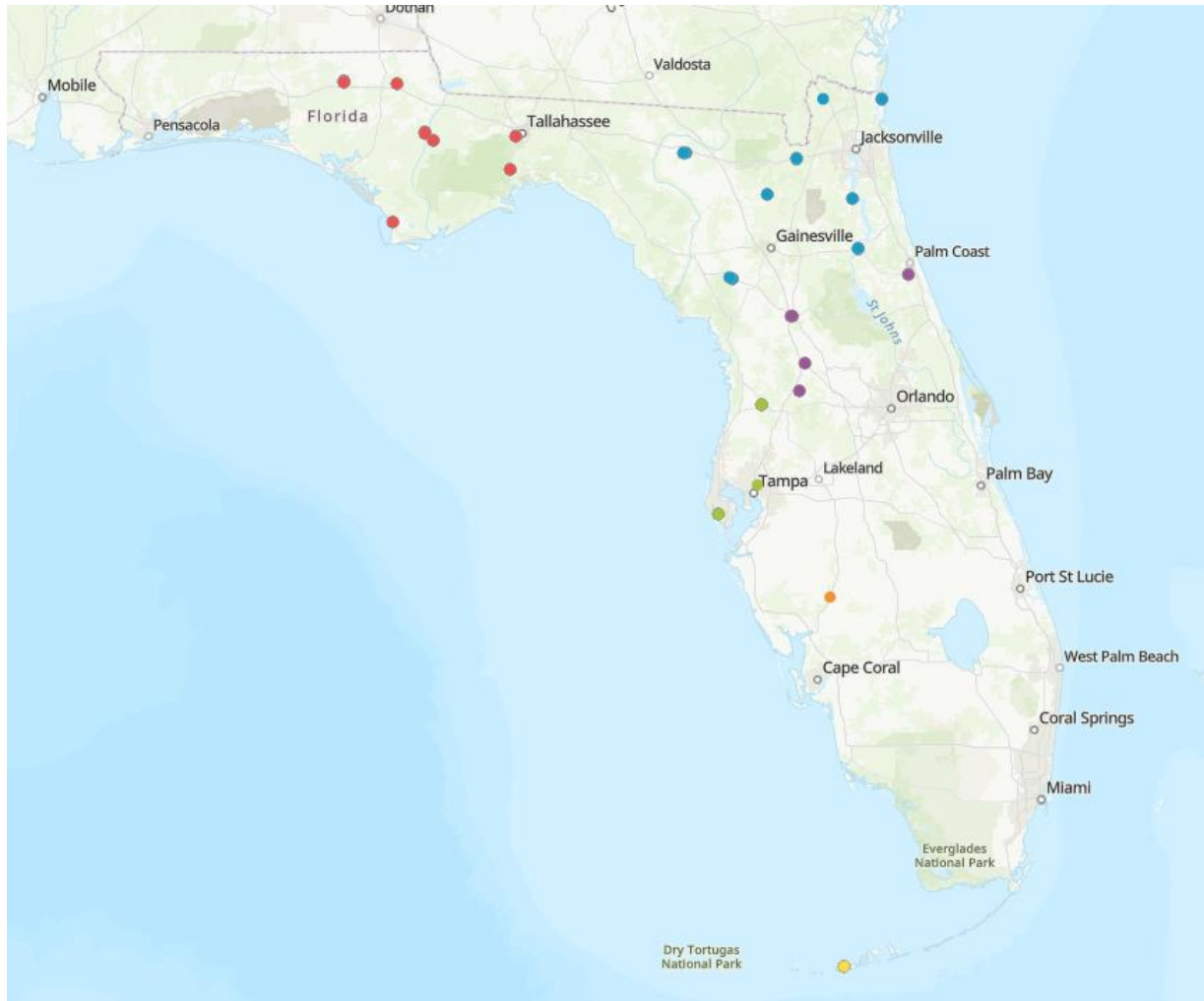




Figure 2| ArcGIS Online Interactive Map



At each facility, assets were recorded by adding new points to the map and filling in observed and gathered information, including image attachments, for various asset descriptors in real-time during field visits. The asset descriptors, or columns describing the necessary information to collect, were set up to mirror inputs found in FTA’s TERM-lite inventory. This standardized approach allowed for a more streamlined process in cleaning and preparing the data for input into TERM-lite. Information was gathered from site visits for facility assets and vehicles



Appendix A: FDOT Facility Asset Inventory Register

Asset Category	Asset Class	Asset Name	Quantity	Units	Description	Asset Owner	Year Acquired	Total Replacement Cost/Value
Buildings	Building Components	Other	1	EA	Administration - Interior - Fire Protection - Extinguishers	Baker County Council on Aging	2015	\$220.00
Buildings	Building Components	Other	1	EA	Maintenance - Interior - Fire Protection - Exit Signs	Baker County Council on Aging	2015	\$100.00
Buildings	Building Components	Other	4	EA	Maintenance - Interior - Fire Protection - Extinguishers	Baker County Council on Aging	2015	\$880.00
Buildings	Building Components	Other	11	EA	Maintenance - Interior - Fire Protection - Extinguishers	Baker County Council on Aging	2015	\$2,420.00
Buildings	Building Components	Exterior	1	EA	Exterior - Signage	Big Bend Transit	1996	\$6,656.30
Buildings	Building Components	Generators	2	EA	Generator - Backup Mobil	Big Bend Transit	1996	\$10,000.00
Buildings	Building Components	Other	1	EA	Interior - Fire Protection	Big Bend Transit	1996	\$21,449.67
Buildings	Building Components	Generators	1	EA	Generator	Calhoun County Senior Citizens Association	1995	\$5,000.00
Buildings	Building Components	Generators	1	EA	Generator - Roof Structure	Calhoun County Senior Citizens Association	1995	\$350.00
Buildings	Building Components	Generators	2	EA	Generator - Transfer Switch	Calhoun County Senior Citizens Association	1995	\$10,000.00
Buildings	Building Components	Other	1	EA	Administration - Interior – Misc. Equipment - Freezer	Calhoun County Senior Citizens Association	2019	\$3,648.22
Buildings	Building Components	Other	2	EA	Interior - Fire Protection - Fire Extinguisher	Calhoun County Senior Citizens Association	2017	\$440.00
Buildings	Building Components	Other	7	EA	Interior - Fire Protection - Fire Extinguisher	Calhoun County Senior Citizens Association	2017	\$1,540.00
Buildings	Building Components	Other	8	EA	Administration - Interior - Fire Protection	Flagler County Public Transportation	2006	\$171,597.36
Buildings	Building Components	Generators	1	EA	Generator	Gulf County ARC	2008	\$5,000.00
Buildings	Building Components	Other	1	EA	Interior - Fire Protection	Gulf County ARC	2008	\$21,449.67
Buildings	Building Components	Fire Alarm	1	EA	Interior - Fire Protection - Fire Alarm	JTRANS	1990	\$21,449.67
Buildings	Building Components	Generators	1	EA	Generator	JTRANS	2021	\$5,000.00
Buildings	Building Components	Interior	1	EA	Interior - Signage	JTRANS	1990	\$6,656.30
Buildings	Building Components	Other	1	EA	Garbage Bin	JTRANS	1990	\$15.00
Buildings	Building Components	Generators	1	EA	Generator	Key West Transit	2015	\$5,000.00
Buildings	Building Components	Generators	2	EA	Administration - Exterior - Generator	Levy County Transit	1989	\$10,000.00
Buildings	Building Components	Other	4	EA	Administration - Interior - Fire Protection - Fire Alarm	Levy County Transit	1989	\$85,798.68
Buildings	Building Components	Other	12	EA	Administration - Interior - Fire Protection - Fire Extinguishers	Levy County Transit	2021	\$2,640.00
Buildings	Building Components	Other	1	EA	Administration - Interior – Misc. Equipment - Oven	Levy County Transit	1989	\$3,648.22
Buildings	Building Components	Other	1	EA	Administration - Interior – Misc. Equipment - Washer Dryer	Levy County Transit	1989	\$3,648.22
Buildings	Building Components	Exterior	1	EA	Exterior - Signage	Liberty County Transit	2018	\$6,656.30
Buildings	Building Components	Exterior	4	EA	Exterior - Signage	Liberty County Transit	1982	\$26,625.20
Buildings	Building Components	Other	1	EA	Interior - Fire Protection - Fire Extinguisher	Liberty County Transit	1982	\$2,200.00
Buildings	Building Components	Other	3	EA	Interior - Fire Protection - Fire Extinguisher	Liberty County Transit	1982	\$660.00
Buildings	Building Components	Exterior	1	EA	Administration - Exterior - Signage	Marion Transit	2004	\$6,656.30
Buildings	Building Components	Other	12	EA	Administration - Interior - Fire Protection	Marion Transit	2004	\$257,396.04
Buildings	Building Components	Other	4	EA	Administration - Interior - Fire Protection - Fire Extinguishers	Marion Transit	2004	\$880.00



Asset Category	Asset Class	Asset Name	Quantity	Units	Description	Asset Owner	Year Acquired	Total Replacement Cost/Value
Buildings	Building Components	Interior	2	EA	Administration - Interior - Signage	Nassau County Council on Aging / Nassau County TRANSIT	1984	\$13,312.60
Buildings	Building Components	Interior	1	EA	Administration - Interior - Signage - Exit Sign	Nassau County Council on Aging / Nassau County TRANSIT	1984	\$100.00
Buildings	Building Components	Other	25	EA	Administration - Interior - Fire Protection	Nassau County Council on Aging / Nassau County TRANSIT	1984	\$5,000.00
Buildings	Building Components	Generators	1	EA	Generator	Ride Solution (Putnam County)	2006	\$5,000.00
Buildings	Building Components	Other	6	EA	Administration - Interior - Fire Protection	Ride Solution (Putnam County)	2006	\$128,698.02
Buildings	Building Components	Other	8	EA	Maintenance - Interior - Fire Protection - Fire Extinguisher	Ride Solution (Putnam County)	2006	\$1,760.00
Buildings	Building Components	Interior	4	EA	Administration - Interior - Signage	Sumter County Transit	1980	\$26,625.20
Buildings	Building Components	Interior	4	EA	Administration - Interior - Signage	Sumter County Transit	1980	\$26,625.20
Buildings	Building Components	Interior	17	EA	Maintenance - Interior - Signage	Sumter County Transit	1980	\$17.00
Buildings	Building Components	Other	1	EA	Administration - Interior - Fire Protection - Fire Extinguisher	Sumter County Transit	1980	\$21,449.67
Buildings	Building Components	Other	9	EA	Maintenance - Interior - Fire Protection - Fire Extinguisher	Sumter County Transit	2021	\$1,980.00
Buildings	Building Components	Other	1	EA	Interior - Fire Protection	Suwannee Valley Transit Authority	2021	\$21,449.67
Buildings	Building Components	Exterior	5	EA	Administration - Exterior - Signage	Tri-County Community Council	1960	\$33,281.50
Buildings	Building Components	Fire Alarm	1	EA	Interior - Fire Protection - Fire Alarm	Tri-County Community Council	1960	\$21,449.67
Buildings	Building Components	Generators	1	EA	Generator	Tri-County Community Council	1960	\$5,000.00
Buildings	Building Components	Generators	1	EA	Generator	Tri-County Community Council	1960	\$5,000.00
Buildings	Building Components	Generators	1	EA	Generator	Tri-County Community Council	1960	\$5,000.00
Buildings	Building Components	Interior	1	EA	Interior - Signage	Tri-County Community Council	1960	\$6,656.30
Buildings	Building Components	Interior	1	EA	Interior - Windows - Treatments	Tri-County Community Council	1960	\$750.00
Buildings	Building Components	Interior	1	EA	Interior - Windows - Treatments	Tri-County Community Council	1960	\$750.00
Buildings	Building Components	Other	1	EA	Administration - Exterior – Misc. Equipment - Dumpster - Waste Pro	Tri-County Community Council	1960	\$4,000.00
Buildings	Building Components	Other	1	EA	Administration - Exterior – Misc. Equipment - Dumpster - Waste Pro	Tri-County Community Council	1960	\$4,000.00
Buildings	Building Components	Other	7	EA	Administration - Interior - Fire Protection - Fire Extinguisher	Tri-County Community Council	2021	\$1,540.00
Buildings	Building Components	Other	7	EA	Administration - Interior - Fire Protection - Fire Extinguisher	Tri-County Community Council	2021	\$1,540.00
Buildings	Building Components	Other	2	EA	Interior - Fire Protection - Fire Extinguisher	Tri-County Community Council	1960	\$440.00
Buildings	Building Components	Other	3	EA	Interior - Fire Protection - Fire Extinguisher	Tri-County Community Council	1960	\$660.00
Buildings	Building Components	Other	1	EA	Interior - Ventilator Fan	Tri-County Community Council	2016	\$100.00
Buildings	MIS/IT/Network Systems	Computers/ Hardware	1	EA	Interior - Computer Hardware - Server	Tri-County Community Council	1960	\$6,656.30
Buildings	Building Components	Exterior	1	EA	Exterior - Signage	Wakulla Transportation	2006	\$6,656.30
Buildings	Building Components	Fire Alarm	1	EA	Interior - Fire Protection - Fire Alarm System	Wakulla Transportation	2006	\$21,449.67
Buildings	Building Components	Generators	1	EA	Generator	Wakulla Transportation	2006	\$5,000.00
Buildings	Building Components	Interior	1	EA	Interior - Signage	Wakulla Transportation	2006	\$6,656.30
Buildings	Building Components	Other	2	EA	Interior – Misc. Equipment - Dumpster	Wakulla Transportation	2006	\$8,000.00
Equipment	Maintenance	Air Compressor	1	EA	Maintenance - Interior - Air Compressor	Baker County Council on Aging	2015	\$5,000.00
Equipment	Maintenance	Bus Washer	1	EA	Maintenance - Bus Washer - Unfinished	Baker County Council on Aging	2015	\$17,000.00
Equipment	Maintenance	Lifts - Fixed	1	EA	Maintenance - Interior - Lift - Fixed	Baker County Council on Aging	2015	\$20,155.60
Equipment	Maintenance	Lifts - Portable	4	EA	Maintenance - Interior - Lift - Portable - Wireless	Baker County Council on Aging	2015	\$12,000.00



Asset Category	Asset Class	Asset Name	Quantity	Units	Description	Asset Owner	Year Acquired	Total Replacement Cost/Value
Equipment	Maintenance	Misc. Equip.	1	EA	Administration – Misc. Equipment - Refrigerator	Baker County Council on Aging	2015	\$3,648.22
Equipment	Maintenance	Wheel Truing Machines	2	EA	Maintenance - Interior - Tire Machine - Tire Changer	Baker County Council on Aging	2015	\$40,311.20
Equipment	Maintenance	Wheel Truing Machines	1	EA	Maintenance - Interior - Tire Machine - Wheel Aligner	Baker County Council on Aging	2015	\$20,155.60
Equipment	MIS/IT/Network Systems	Computers/ Hardware	14	EA	Administration - Interior - Computer Hardware - Computer	Baker County Council on Aging	2015	\$93,188.20
Equipment	MIS/IT/Network Systems	Computers/ Hardware	1	EA	Administration - Interior - Computer Hardware - Dispatch	Baker County Council on Aging	2015	\$6,656.30
Equipment	MIS/IT/Network Systems	Computers/ Hardware	1	EA	Administration - Interior - Computer Hardware - Projector	Baker County Council on Aging	2015	\$6,656.30
Equipment	MIS/IT/Network Systems	Computers/ Hardware	1	EA	Administration - Interior - Computer Hardware - Server	Baker County Council on Aging	2015	\$6,656.30
Equipment	Maintenance	Bus Washer	1	EA	Maintenance - Bus Washer	Big Bend Transit	1996	\$17,000.00
Equipment	Maintenance	Fuel Island	1	EA	Maintenance - Fuel Island - Fuel Pump Cover	Big Bend Transit	1996	\$100.00
Equipment	Maintenance	Fuel Tank	2	EA	Maintenance - Exterior - Fuel Tank	Big Bend Transit	1996	\$6,400.00
Equipment	Maintenance	Fuel Tank	2	EA	Maintenance - Exterior - Fuel Tank - Diesel	Big Bend Transit	1996	\$6,400.00
Equipment	Maintenance	Fuel Tank	1	EA	Maintenance - Exterior - Fuel Tank - Pump	Big Bend Transit	1996	\$108,263.24
Equipment	Maintenance	Fuel Tank	1	EA	Maintenance - Fuel Tank - Propane - Underground	Big Bend Transit	1996	\$4,400.00
Equipment	Maintenance	Lifts - Fixed	1	EA	Maintenance - Interior - Lifts - Fixed	Big Bend Transit	2021	\$20,155.60
Equipment	Maintenance	Lifts - Fixed	3	EA	Maintenance - Interior - Lifts - Fixed	Big Bend Transit	2015	\$18,000.00
Equipment	Maintenance	Lifts - Portable	4	EA	Maintenance - Interior - Lifts - Portable	Big Bend Transit	1996	\$12,000.00
Equipment	MIS/IT/Network Systems		1	EA	Interior - Computer Hardware - Intercom	Big Bend Transit	1996	\$6,656.30
Equipment	Maintenance	Air Comp.	1	EA	Maintenance - Interior - Air Compressor	Calhoun County Senior Citizens Association	2021	\$5,000.00
Equipment	Maintenance	Fuel Island	1	EA	Maintenance - Exterior - Fuel Island - Gas Pump	Calhoun County Senior Citizens Association	2000	\$107,672.21
Equipment	Maintenance	Fuel Tank	1	EA	Maintenance - Exterior - Fuel Tank	Calhoun County Senior Citizens Association	2003	\$3,200.00
Equipment	Maintenance	Lifts - Fixed	1	EA	Maintenance - Interior - Lift - Fixed	Calhoun County Senior Citizens Association	2000	\$6,000.00
Equipment	Maintenance	Misc. Equip	1	EA	Administration - Interior – Misc. Equipment - Cooler	Calhoun County Senior Citizens Association	2019	\$3,648.22
Equipment	Maintenance	Misc. Equip	1	EA	Administration - Interior – Misc. Equipment - Ice Machine	Calhoun County Senior Citizens Association	2019	\$3,000.00
Equipment	Maintenance	Misc. Equip	1	EA	Maintenance - Interior – Misc. Equipment - Battery Charger and Tester	Calhoun County Senior Citizens Association	2000	\$100.00
Equipment	Maintenance	Wheel Presses	1	EA	Maintenance - Interior - Tire Machine - Tire Mounter	Calhoun County Senior Citizens Association	2000	\$20,155.60
Equipment	Maintenance	Wheel Truing Machines	1	EA	Maintenance - Interior - Tire Machine -Wheel Balancer	Calhoun County Senior Citizens Association	2000	\$20,155.60
Equipment	MIS/IT/Network Systems	Computers/ Hardware	1	EA	Computer Hardware - Vehicle Scanner	Calhoun County Senior Citizens Association	2000	\$6,656.30
Equipment	MIS/IT/Network Systems		1	EA	Interior - Computer Hardware - Intercom	Calhoun County Senior Citizens Association	1964	\$6,656.30
Equipment	MIS/IT/Network Systems		11	EA	Interior - Computer Hardware - Intercom	Calhoun County Senior Citizens Association	1964	\$11,000.00
Equipment	Maintenance	Lifts - Fixed	1	EA	Maintenance - Interior - Lift - Fixed	Flagler County Public Transportation	2006	\$6,000.00
Equipment	MIS/IT/Network Systems	Computers/ Hardware	5	EA	Administration - Interior - Computer	Flagler County Public Transportation	2006	\$33,281.50
Equipment	MIS/IT/Network Systems	Computers/ Hardware	1	EA	Administration - Interior - Printer	Flagler County Public Transportation	2006	\$600.00
Equipment	Maintenance	Fuel Tank	1	EA	Maintenance - Exterior - Fuel Tank - Propane	Gulf County ARC	2008	\$3,200.00



Asset Category	Asset Class	Asset Name	Quantity	Units	Description	Asset Owner	Year Acquired	Total Replacement Cost/Value
Equipment	Maintenance	Lifts - Fixed	1	EA	Maintenance - Interior - Lifts - Fixed	Gulf County ARC	2008	\$108,263.24
Equipment	Maintenance	Fuel Island	1	EA	Maintenance - Fuel Island - Fuel Pump	JTRANS	1990	\$107,672.21
Equipment	Maintenance	Lifts - Fixed	1	EA	Maintenance - Interior - Lift - Fixed	JTRANS	1990	\$6,000.00
Equipment	Maintenance	Bus Washer	1	EA	Maintenance - Bus Washer	Key West Transit	2015	\$17,000.00
Equipment	Maintenance	Fuel Tank	1	EA	Maintenance - Exterior - Fuel Tank	Key West Transit	2015	\$108,263.24
Equipment	Maintenance	Lifts - Portable	1	EA	Maintenance - Interior - Lifts - Portable	Key West Transit	2015	\$3,000.00
Equipment	Maintenance	Air Comp.	1	EA	Maintenance - Interior - Air Compressor	Levy County Transit	1989	\$5,000.00
Equipment	Maintenance	Brake Lathe	1	EA	Maintenance - Interior - Brake Lathe	Levy County Transit	1989	\$20,155.60
Equipment	Maintenance	Hoist	1	EA	Maintenance - Interior - Hoist	Levy County Transit	2021	\$20,155.60
Equipment	Maintenance	Lifts - Portable	4	EA	Maintenance - Interior - Lifts - Portable	Levy County Transit	1989	\$12,000.00
Equipment	Maintenance	Lifts - Portable	6	EA	Maintenance - Interior - Lifts - Portable	Levy County Transit	2021	\$18,000.00
Equipment	Maintenance	Wheel Truing Machines	2	EA	Maintenance - Interior - Tire Machine	Levy County Transit	1989	\$40,311.20
Equipment	MIS/IT/Network Systems	Computers/ Hardware	8	EA	Administration - Interior - Computer Hardware - Computer	Levy County Transit	1989	\$53,250.40
Equipment	MIS/IT/Network Systems	Computers/ Hardware	1	EA	Administration - Interior - Computer Hardware - Dispatch	Levy County Transit	1989	\$6,656.30
Equipment	MIS/IT/Network Systems	Computers/ Hardware	1	EA	Administration - Interior - Computer Hardware - Server Cabinet	Levy County Transit	1989	\$6,656.30
Equipment	Maintenance	Lifts - Portable	1	EA	Maintenance - Lift - Portable	Liberty County Transit	2018	\$3,000.00
Equipment	Maintenance	Misc. Equip	1	EA	Maintenance - AC Vacuum	Liberty County Transit	1982	\$3,648.22
Equipment	Maintenance	Air Compressor	1	EA	Maintenance - Interior - Air Compressor	Marion Transit	2004	\$5,000.00
Equipment	Maintenance	Bus Washer	1	EA	Maintenance - Bus Washer	Marion Transit	2004	\$17,000.00
Equipment	Maintenance	Misc. Equip	1	EA	Administration - Interior - Fire Protection - Defibrillator	Marion Transit	2004	\$21,449.67
Equipment	MIS/IT/Network Systems	Computers/ Hardware	13	EA	Administration - Interior - Computer Hardware - Computer	Marion Transit	2004	\$86,531.90
Equipment	MIS/IT/Network Systems	Computers/ Hardware	1	EA	Administration - Interior - Computer Hardware - Printer - Scanner	Marion Transit	2004	\$600.00
Equipment	Maintenance	Bus Washer	1	EA	Maintenance - Bus Washer	Nassau County Council on Aging / Nassau County TRANSIT	2016	\$17,000.00
Equipment	Maintenance	Bus Washer	1	EA	Maintenance - Bus Washer - Shelter	Nassau County Council on Aging / Nassau County TRANSIT	1984	\$6,000.00
Equipment	MIS/IT/Network Systems	Computers/ Hardware	6	EA	Administration - Interior - Computer Hardware - Computer	Nassau County Council on Aging / Nassau County TRANSIT	1984	\$39,937.80
Equipment	MIS/IT/Network Systems	Computers/ Hardware	1	EA	Administration - Interior - Computer Hardware - Server	Nassau County Council on Aging / Nassau County TRANSIT	1984	\$6,656.30
Equipment	MIS/IT/Network Systems	Computers/ Hardware	10	EA	Administration - Interior - Computer Hardware - Tablet - Dispatch	Nassau County Council on Aging / Nassau County TRANSIT	1984	\$66,563.00
Equipment	MIS/IT/Network Systems	Computers/ Hardware	1	EA	Administration - Interior - Computer Hardware Printer	Nassau County Council on Aging / Nassau County TRANSIT	1984	\$600.00
Equipment	Maintenance	Air Comp.	1	EA	Maintenance - Interior - Air Compressor	Ride Solution (Putnam County)	2006	\$5,000.00
Equipment	Maintenance	Fuel Tank	4	EA	Maintenance - Exterior - Fuel Tank	Ride Solution (Putnam County)	2006	\$12,800.00
Equipment	Maintenance	Fuel Tank	1	EA	Maintenance - Fuel Tank	Ride Solution (Putnam County)	2006	\$108,263.24
Equipment	Maintenance	Hoist	1	EA	Maintenance - Interior - Hoist	Ride Solution (Putnam County)	2006	\$20,155.60
Equipment	Maintenance	Lifts - Fixed	1	EA	Maintenance - Interior - Lifts - Fixed	Ride Solution (Putnam County)	2006	\$6,000.00
Equipment	Maintenance	Lifts - Portable	12	EA	Maintenance - Interior - Lifts - Portable	Ride Solution (Putnam County)	2006	\$241,867.20
Equipment	Maintenance	Misc. Equip	1	EA	Maintenance - Forklift	Ride Solution (Putnam County)	2006	\$5,000.00
Equipment	Maintenance	Misc. Equip	1	EA	Maintenance - Interior - Electric Tire Changer	Ride Solution (Putnam County)	2006	\$20,155.60



Asset Category	Asset Class	Asset Name	Quantity	Units	Description	Asset Owner	Year Acquired	Total Replacement Cost/Value
Equipment	MIS/IT/Network Systems	Computers/ Hardware	3	EA	Administration - Interior - Computer Hardware - Computer	Ride Solution (Putnam County)	2006	\$19,968.90
Equipment	MIS/IT/Network Systems	Computers/ Hardware	2	EA	Administration - Interior - Computer Hardware - Computer	Ride Solution (Putnam County)	2006	\$13,312.60
Equipment	MIS/IT/Network Systems	Computers/ Hardware	4	EA	Administration - Interior - Computer Hardware - Computer	Ride Solution (Putnam County)	2006	\$26,625.20
Equipment	MIS/IT/Network Systems	Computers/ Hardware	1	EA	Administration - Interior - Computer Hardware - Printer	Ride Solution (Putnam County)	2006	\$600.00
Equipment	MIS/IT/Network Systems	Computers/ Hardware	1	EA	Administration - Interior - Computer Hardware - Server Cabinet	Ride Solution (Putnam County)	2006	\$400.00
Equipment	Maintenance	Air Comp.	1	EA	Maintenance - Interior - Air Compressor	Sumter County Transit	1980	\$5,000.00
Equipment	Maintenance	Lifts - Fixed: In Floor	2	EA	Maintenance - Interior - Lifts - Fixed - In Floor	Sumter County Transit	1980	\$12,000.00
Equipment	Maintenance	Lifts - Portable	4	EA	Maintenance - Interior - Lifts - Portable	Sumter County Transit	1980	\$12,000.00
Equipment	MIS/IT/Network Systems	Computers/ Hardware	1	EA	Administration - Interior - Computer Hardware	Sumter County Transit	1980	\$6,656.30
Equipment	MIS/IT/Network Systems	Computers/ Hardware	8	EA	Administration - Interior - Computer Hardware - Computer	Suwannee River Economic Council	1991	\$53,250.40
Equipment	MIS/IT/Network Systems	Computers/ Hardware	1	EA	Administration - Interior - Computer Hardware - Printer	Suwannee River Economic Council	1991	\$600.00
Equipment	Maintenance	Fuel Island	1	EA	Maintenance - Exterior - Fuel Island	Suwannee Valley Transit Authority	1987	\$107,672.21
Equipment	Maintenance	Fuel Tank	1	EA	Maintenance - Fuel Tank - Propane	Suwannee Valley Transit Authority	1987	\$3,200.00
Equipment	Maintenance	Fuel Tank	1	EA	Maintenance - Fuel Tank - Propane	Suwannee Valley Transit Authority	1987	\$3,200.00
Equipment	Maintenance	Lifts - Portable	4	EA	Maintenance - Interior - Lifts - Portable	Suwannee Valley Transit Authority	1987	\$12,000.00
Equipment	Maintenance	Air Compressor	2	EA	Maintenance - Interior - Air Compressor	Tri-County Community Council	1960	\$10,000.00
Equipment	Maintenance	Fuel Tank	1	EA	Maintenance - Exterior - Fuel Tank - Propane	Tri-County Community Council	1960	\$3,200.00
Equipment	Maintenance	Fuel Tank	1	EA	Maintenance - Exterior - Fuel Tank -Propane	Tri-County Community Council	2021	\$3,200.00
Equipment	Maintenance	Lifts - Fixed	2	EA	Maintenance - Interior - Lifts - Fixed	Tri-County Community Council	2012	\$12,000.00
Equipment	MIS/IT/Network Systems		1	EA	Interior - Computer Hardware - Intercom	Wakulla Transportation	2006	\$6,656.30
Systems	Communications	Safety and Security - Intrusion Detection System (IDS)	1	EA	Computer Hardware - Security System	Baker County Council on Aging	2015	\$6,656.30
Systems	Communications	Safety and Security - CCTV	9	EA	Exterior - Electric - Security Camera	Big Bend Transit	1996	\$5,400.00
Systems	Communications	Safety and Security - CCTV	1	EA	Interior - Computer Hardware - Security Cameras	Big Bend Transit	1996	\$600.00
Systems	Communications	Safety and Security - CCTV	3	EA	Interior - Computer Hardware - Security Cameras	Calhoun County Senior Citizens Association	2000	\$1,800.00
Systems	Communications	Safety and Security - CCTV	2	EA	Maintenance - Exterior - Computer Hardware - Security Cameras	Calhoun County Senior Citizens Association	2000	\$1,200.00
Systems	Communications	Safety and Security - CCTV	1	EA	Computer Hardware - Security Cameras	Gulf County ARC	2008	\$600.00
Systems	Communications	Safety and Security - CCTV	1	EA	Administration - Interior - Computer Hardware - Security Camera	JTRANS	1990	\$600.00
Systems	Communications	Safety and Security - CCTV	1	EA	Exterior - Computer Hardware - Security Cameras	JTRANS	1990	\$600.00
Systems	Communications	Safety and Security - CCTV	1	EA	Exterior - Computer Hardware - Security Cameras	JTRANS	1990	\$600.00
Systems	Communications	Safety and Security - CCTV	1	EA	Exterior - Computer Hardware - Security Cameras	JTRANS	1990	\$600.00
Systems	Communications	Safety and Security - Intrusion Detection System (IDS)	1	EA	Computer Hardware - Security System	Levy County Transit	1989	\$6,656.30
Systems	Communications	Safety and Security - Intrusion Detection System (IDS)	4	EA	Computer Hardware - Security System	Marion Transit	2004	\$26,625.20
Systems	Communications	Safety and Security - CCTV	1	EA	Administration - Interior - Computer Hardware - Security Cameras	Sumter County Transit	1980	\$600.00
Systems	Communications	Safety and Security - CCTV	4	EA	Computer Hardware - Security Cameras	Tri-County Community Council	1960	\$2,400.00



Asset Category	Asset Class	Asset Name	Quantity	Units	Description	Asset Owner	Year Acquired	Total Replacement Cost/Value
Systems	Communications	Safety and Security - CCTV	1	EA	Electric - Security Camera	Wakulla Transportation	2006	\$600.00
Systems	Communications	Safety and Security - CCTV	1	EA	Exterior - Electric - Security Camera	Wakulla Transportation	2006	\$600.00
Systems	Communications	Safety and Security - Intrusion Detection System (IDS)	1	EA	Administration - Interior - Electrical - Security System	Wakulla Transportation	2006	\$600.00
Buildings	Building Components	Access and Parking	90950	SF	Administration - Parking Lot	Baker County Council on Aging	2015	\$136,425.00
Buildings	Building Components	Electrical	1	EA	Administration - Electric - Transformer - Pad-Mounted	Baker County Council on Aging	2015	\$108,263.24
Buildings	Building Components	Electrical	19	EA	Administration - Exterior - Electric - Lights	Baker County Council on Aging	2015	\$19.00
Buildings	Building Components	Electrical	1	EA	Administration - Exterior - Electric - Wiring/Distribution	Baker County Council on Aging	2015	\$400.00
Buildings	Building Components	Electrical	70	EA	Administration - Interior - Electric - Lights	Baker County Council on Aging	2015	\$70.00
Buildings	Building Components	Electrical	1	EA	Administration - Interior - Electric - Wiring/Distribution	Baker County Council on Aging	2015	\$400.00
Buildings	Building Components	Electrical	4	EA	Administration - Interior - Fire Protection - Emergency Lighting	Baker County Council on Aging	2015	\$800.00
Buildings	Building Components	Electrical	9	EA	Maintenance - Electric - Lights	Baker County Council on Aging	2015	\$9.00
Buildings	Building Components	Electrical	1	EA	Maintenance - Electric - Wiring/Distribution	Baker County Council on Aging	2015	\$400.00
Buildings	Building Components	Electrical	2	EA	Maintenance - Interior - Fire Protection - Emergency Lighting	Baker County Council on Aging	2015	\$400.00
Buildings	Building Components	Exterior	14	EA	Administration - Exterior - Windows and Doors	Baker County Council on Aging	2015	\$5,600.00
Buildings	Building Components	Exterior	1	EA	Exterior - Dumpster Enclosure	Baker County Council on Aging	2015	\$700.00
Buildings	Building Components	Fencing	1185	LF	Administration - Fence - Pond Fence	Baker County Council on Aging	2015	\$17,775.00
Buildings	Building Components	HVAC	3	EA	Administration - HVAC	Baker County Council on Aging	2015	\$3,000.00
Buildings	Building Components	HVAC	1	EA	Administration - HVAC - Vents and Ducts	Baker County Council on Aging	2015	\$1,000.00
Buildings	Building Components	HVAC	1	EA	Administration - Interior - HVAC	Baker County Council on Aging	2015	\$500.00
Buildings	Building Components	HVAC	3	EA	Administration - Interior - HVAC - Thermostat	Baker County Council on Aging	2015	\$225.00
Buildings	Building Components	HVAC	1	EA	Administration - Interior - HVAC - Water Heat - Electric	Baker County Council on Aging	2015	\$1,200.00
Buildings	Building Components	Interior	12	EA	Administration - Fire Protection - Exit Signs	Baker County Council on Aging	2015	\$1,200.00
Buildings	Building Components	Interior	1	EA	Administration - Interior - Ceiling	Baker County Council on Aging	2015	\$12,500.00
Buildings	Building Components	Interior	22	EA	Administration - Interior - Doors	Baker County Council on Aging	2015	\$24,200.00
Buildings	Building Components	Interior	1	EA	Administration - Interior - Floors	Baker County Council on Aging	2015	\$2,500.00
Buildings	Building Components	Interior	1	EA	Administration - Interior - Walls	Baker County Council on Aging	2015	\$1,000.00
Buildings	Building Components	Interior	1	EA	Administration - Interior - Windows	Baker County Council on Aging	2015	\$400.00
Buildings	Building Components	Interior	1	EA	Maintenance - Interior - Floors	Baker County Council on Aging	2015	\$2,500.00
Buildings	Building Components	Interior	1	EA	Maintenance - Interior - Walls - Storage	Baker County Council on Aging	2015	\$1,000.00
Buildings	Building Components	Plumbing	4	EA	Administration - Exterior - Plumbing - Fire Protection - Fire Hydrants	Baker County Council on Aging	2015	\$24,000.00
Buildings	Building Components	Plumbing	1	EA	Administration - Interior - Plumbing	Baker County Council on Aging	2015	\$20,000.00
Buildings	Building Components	Access and Parking	41885	SF	Parking Lot	Big Bend Transit	1996	\$62,827.50
Buildings	Building Components	Access and Parking	984	SF	Parking Lot - Sidewalk	Big Bend Transit	1996	\$7,380.00
Buildings	Building Components	Access and Parking	1	EA	Parking Lot - Sidewalk - Curb Ramps	Big Bend Transit	1996	\$5.00
Buildings	Building Components	Drainage	12	EA	Exterior - Drainage - Gutters	Big Bend Transit	1996	\$54,000.00
Buildings	Building Components	Electrical	1	EA	Electric - Electrical Panels	Big Bend Transit	1996	\$800.00
Buildings	Building Components	Electrical	1	EA	Exterior - Lights	Big Bend Transit	1996	\$400.00
Buildings	Building Components	Electrical	1	EA	Interior - Lights	Big Bend Transit	1996	\$1.00



Asset Category	Asset Class	Asset Name	Quantity	Units	Description	Asset Owner	Year Acquired	Total Replacement Cost/Value
Buildings	Building Components	Exterior	1	EA	Exterior - Doors	Big Bend Transit	1996	\$2,000.00
Buildings	Building Components	Exterior	1	EA	Exterior - Walls	Big Bend Transit	1996	\$1,000.00
Buildings	Building Components	Exterior	1	EA	Exterior - Windows	Big Bend Transit	1996	\$400.00
Buildings	Building Components	Exterior	6	EA	Maintenance - Exterior - Doors - Roll Up Doors	Big Bend Transit	1996	\$10,800.00
Buildings	Building Components	Fencing	1280	LF	Administration - Fence	Big Bend Transit	1996	\$19,200.00
Buildings	Building Components	HVAC	2	EA	HVAC	Big Bend Transit	1996	\$1,000.00
Buildings	Building Components	HVAC	3	EA	Interior - HVAC - Air Conditioner	Big Bend Transit	1996	\$3,000.00
Buildings	Building Components	HVAC	1	EA	Interior - HVAC - Air Vent	Big Bend Transit	1996	\$500.00
Buildings	Building Components	HVAC	1	EA	Interior - HVAC - Water Heater	Big Bend Transit	1996	\$1,200.00
Buildings	Building Components	HVAC	1	EA	Maintenance - Interior - HVAC	Big Bend Transit	1996	\$500.00
Buildings	Building Components	Interior	1	EA	Interior - Ceiling	Big Bend Transit	1996	\$12,500.00
Buildings	Building Components	Interior	1	EA	Interior - Doors	Big Bend Transit	1996	\$1,100.00
Buildings	Building Components	Interior	1	EA	Interior - Floors	Big Bend Transit	1996	\$2,500.00
Buildings	Building Components	Interior	1	EA	Interior - Floors - Material - Tile	Big Bend Transit	1996	\$2,500.00
Buildings	Building Components	Interior	1	EA	Interior - Walls	Big Bend Transit	1996	\$1,000.00
Buildings	Building Components	Plumbing	1	EA	Interior - Plumbing	Big Bend Transit	1996	\$20,000.00
Buildings	Building Components	Roof	14376	SF	Roof - Material - Metal	Big Bend Transit	1996	\$5,750,400.00
Buildings	Building Components	Storage Shed	1	EA	Facilities - Storage Shed	Big Bend Transit	1996	\$5,500.00
Buildings	Building Components	Access and Parking	10882	SF	Administration - Parking Lot	Calhoun County Senior Citizens Association	2000	\$10,882.00
Buildings	Building Components	Access and Parking	19640	SF	Maintenance - Parking Lot	Calhoun County Senior Citizens Association	2000	\$19,640.00
Buildings	Building Components	Drainage	2	EA	Exterior - Drainage - Drainage Ditch	Calhoun County Senior Citizens Association	2000	\$86,393.08
Buildings	Building Components	Drainage	1	EA	Exterior - Drainage - Drainage Pond	Calhoun County Senior Citizens Association	2020	\$1,000.00
Buildings	Building Components	Drainage	2	EA	Exterior - Drainage - Inlet	Calhoun County Senior Citizens Association	2020	\$2.00
Buildings	Building Components	Electrical	1	EA	Electric - Breaker Box	Calhoun County Senior Citizens Association	1964	\$1,500.00
Buildings	Building Components	Electrical	1	EA	Electric - Breaker Box	Calhoun County Senior Citizens Association	1964	\$1,500.00
Buildings	Building Components	Electrical	1	EA	Electric - Breaker Box	Calhoun County Senior Citizens Association	1964	\$1,500.00
Buildings	Building Components	Electrical	1	EA	Electric - Breaker Box	Calhoun County Senior Citizens Association	1995	\$1,500.00
Buildings	Building Components	Electrical	1	EA	Electric - Breaker Box	Calhoun County Senior Citizens Association	2000	\$1,500.00
Buildings	Building Components	Electrical	1	EA	Electric - Electrical Conduit	Calhoun County Senior Citizens Association	2000	\$400.00
Buildings	Building Components	Electrical	1	EA	Electric - Emergency Lighting	Calhoun County Senior Citizens Association	2019	\$200.00
Buildings	Building Components	Electrical	2	EA	Exterior - Electric - Outlet	Calhoun County Senior Citizens Association	2000	\$300.00
Buildings	Building Components	Electrical	2	EA	Exterior - Electric - Outlet	Calhoun County Senior Citizens Association	2019	\$300.00



Asset Category	Asset Class	Asset Name	Quantity	Units	Description	Asset Owner	Year Acquired	Total Replacement Cost/Value
Buildings	Building Components	Electrical	1	EA	Exterior - Lights	Calhoun County Senior Citizens Association	1995	\$1.00
Buildings	Building Components	Electrical	6	EA	Exterior - Lights	Calhoun County Senior Citizens Association	2000	\$6.00
Buildings	Building Components	Electrical	1	EA	Interior - Electric - Lights	Calhoun County Senior Citizens Association	1995	\$0.50
Buildings	Building Components	Electrical	1	EA	Interior - Electric - Lights	Calhoun County Senior Citizens Association	1964	\$0.50
Buildings	Building Components	Electrical	1	EA	Interior - Electric - Outlets and Switch	Calhoun County Senior Citizens Association	2000	\$150.00
Buildings	Building Components	Electrical	1	EA	Interior - Electric - Outlets and Switches	Calhoun County Senior Citizens Association	2019	\$150.00
Buildings	Building Components	Electrical	1	EA	Interior - Electric - Server Room	Calhoun County Senior Citizens Association	1995	\$100.00
Buildings	Building Components	Electrical	7	EA	Interior - Lights	Calhoun County Senior Citizens Association	2000	\$7.00
Buildings	Building Components	Exterior	1	EA	Exterior - Awning	Calhoun County Senior Citizens Association	2000	\$1,300.00
Buildings	Building Components	Exterior	2	EA	Exterior - Breezeway	Calhoun County Senior Citizens Association	1995	\$20,000.00
Buildings	Building Components	Exterior	1	EA	Exterior - Door	Calhoun County Senior Citizens Association	2000	\$2,000.00
Buildings	Building Components	Exterior	2	EA	Exterior - Doors	Calhoun County Senior Citizens Association	2019	\$4,000.00
Buildings	Building Components	Exterior	2	EA	Exterior - Doors	Calhoun County Senior Citizens Association	1964	\$4,000.00
Buildings	Building Components	Exterior	2	EA	Exterior - Doors - Bay Doors	Calhoun County Senior Citizens Association	2000	\$4,000.00
Buildings	Building Components	Exterior	7	EA	Exterior - Handrail	Calhoun County Senior Citizens Association	1990	\$1,225.00
Buildings	Building Components	Exterior	1	EA	Exterior - Signage	Calhoun County Senior Citizens Association	2000	\$6,656.30
Buildings	Building Components	Exterior	1	EA	Exterior - Signage	Calhoun County Senior Citizens Association	2019	\$6,656.30
Buildings	Building Components	Exterior	2	EA	Exterior - Stairs	Calhoun County Senior Citizens Association	1990	\$2,000.00
Buildings	Building Components	Exterior	1	EA	Exterior - Walls	Calhoun County Senior Citizens Association	1964	\$1,000.00
Buildings	Building Components	Exterior	1	EA	Exterior - Walls	Calhoun County Senior Citizens Association	2000	\$1,000.00
Buildings	Building Components	Exterior	1	EA	Exterior - Windows	Calhoun County Senior Citizens Association	2000	\$400.00
Buildings	Building Components	Exterior	27	EA	Exterior - Windows	Calhoun County Senior Citizens Association	2019	\$10,800.00
Buildings	Building Components	Exterior	1	EA	Maintenance - Exterior - Fuel Tank - Drain	Calhoun County Senior Citizens Association	2000	\$11,000.00
Buildings	Building Components	Fencing	1	LF	Fence	Calhoun County Senior Citizens Association	2021	\$15.00
Buildings	Building Components	HVAC	1	EA	Exterior - HVAC - Compressor	Calhoun County Senior Citizens Association	1994	\$7,000.00
Buildings	Building Components	HVAC	1	EA	Exterior - HVAC - Compressor	Calhoun County Senior Citizens Association	1994	\$7,000.00



Asset Category	Asset Class	Asset Name	Quantity	Units	Description	Asset Owner	Year Acquired	Total Replacement Cost/Value
Buildings	Building Components	HVAC	1	EA	Exterior - HVAC - Compressor	Calhoun County Senior Citizens Association	2020	\$7,000.00
Buildings	Building Components	HVAC	1	EA	Interior - HVAC - Air Conditioner - Window	Calhoun County Senior Citizens Association	2000	\$425.00
Buildings	Building Components	HVAC	1	EA	Interior - HVAC - Air Conditioner - Window	Calhoun County Senior Citizens Association	2000	\$425.00
Buildings	Building Components	HVAC	1	EA	Interior - HVAC - Air Conditioner - Window	Calhoun County Senior Citizens Association	2000	\$425.00
Buildings	Building Components	HVAC	1	EA	Interior - HVAC - Air Handler	Calhoun County Senior Citizens Association	2019	\$5,000.00
Buildings	Building Components	HVAC	1	EA	Interior - HVAC - Controller	Calhoun County Senior Citizens Association	2021	\$1,200.00
Buildings	Building Components	HVAC	1	EA	Interior - HVAC - Unit Heater	Calhoun County Senior Citizens Association	2000	\$100.00
Buildings	Building Components	HVAC	1	EA	Interior - HVAC - Vent Fan	Calhoun County Senior Citizens Association	2000	\$100.00
Buildings	Building Components	HVAC	1	EA	Interior - HVAC - Water Heater	Calhoun County Senior Citizens Association	2020	\$1,200.00
Buildings	Building Components	Interior	1	EA	Interior - Cabinet - Built In	Calhoun County Senior Citizens Association	2019	\$3,056.67
Buildings	Building Components	Interior	1	EA	Interior - Ceiling	Calhoun County Senior Citizens Association	2000	\$1,250.00
Buildings	Building Components	Interior	1	EA	Interior - Ceiling - Drop Tile Ceiling	Calhoun County Senior Citizens Association	1995	\$1,250.00
Buildings	Building Components	Interior	1	EA	Interior - Ceiling - Drywall Ceiling	Calhoun County Senior Citizens Association	1995	\$12,500.00
Buildings	Building Components	Interior	1	EA	Interior - Ceiling - Utilities Room	Calhoun County Senior Citizens Association	1964	\$1,250.00
Buildings	Building Components	Interior	25	EA	Interior - Doors	Calhoun County Senior Citizens Association	1995	\$27,500.00
Buildings	Building Components	Interior	1	EA	Interior - Floor - Material - Tile	Calhoun County Senior Citizens Association	1964	\$250.00
Buildings	Building Components	Interior	1	EA	Interior - Floor - Material - Tile	Calhoun County Senior Citizens Association	1995	\$1,375.00
Buildings	Building Components	Interior	1	EA	Interior - Floors	Calhoun County Senior Citizens Association	1964	\$875.00
Buildings	Building Components	Interior	4	EA	Interior - Handrail	Calhoun County Senior Citizens Association	1990	\$700.00
Buildings	Building Components	Interior	1	EA	Interior - Stairs	Calhoun County Senior Citizens Association	2000	\$1,000.00
Buildings	Building Components	Interior	1	EA	Interior - Stairs	Calhoun County Senior Citizens Association	1964	\$1,000.00
Buildings	Building Components	Interior	1	EA	Interior - Walls	Calhoun County Senior Citizens Association	1964	\$160.00
Buildings	Building Components	Interior	1	EA	Interior - Walls	Calhoun County Senior Citizens Association	1964	\$380.00
Buildings	Building Components	Interior	1	EA	Interior - Walls	Calhoun County Senior Citizens Association	1995	\$460.00
Buildings	Building Components	Interior	1	EA	Interior - Walls	Calhoun County Senior Citizens Association	2000	\$1,000.00
Buildings	Building Components	Interior	3	EA	Interior - Walls	Calhoun County Senior Citizens Association	2000	\$3,000.00



Asset Category	Asset Class	Asset Name	Quantity	Units	Description	Asset Owner	Year Acquired	Total Replacement Cost/Value
Buildings	Building Components	Plumbing	1	EA	Exterior - Plumbing	Calhoun County Senior Citizens Association	2000	\$20,000.00
Buildings	Building Components	Plumbing	2	EA	Exterior - Plumbing	Calhoun County Senior Citizens Association	2019	\$40,000.00
Buildings	Building Components	Plumbing	2	EA	Exterior - Plumbing - Clean Out	Calhoun County Senior Citizens Association	2020	\$16,000.00
Buildings	Building Components	Plumbing	1	EA	Interior - Plumbing	Calhoun County Senior Citizens Association	1995	\$20,000.00
Buildings	Building Components	Plumbing	3	EA	Interior - Plumbing	Calhoun County Senior Citizens Association	2000	\$60,000.00
Buildings	Building Components	Plumbing	2	EA	Interior - Plumbing - Water Fountain	Calhoun County Senior Citizens Association	2000	\$40,000.00
Buildings	Building Components	Roof	11944	SF	Administration - Roof - Material - Metal	Calhoun County Senior Citizens Association	1964	\$11,944.00
Buildings	Building Components	Roof	5508	SF	Maintenance - Roof	Calhoun County Senior Citizens Association	2000	\$5,508.00
Buildings	Building Components	Utilities	1	EA	Utilities - Electric Meter	Calhoun County Senior Citizens Association	2000	\$1,200.00
Buildings	Building Components	Utilities	1	EA	Utilities - Gas Meter	Calhoun County Senior Citizens Association	2000	\$700.00
Buildings	Building Components	Utilities	1	EA	Utilities - Gas Meter	Calhoun County Senior Citizens Association	1964	\$700.00
Buildings	Building Components	Utilities	1	EA	Utilities - Gas Meter	Calhoun County Senior Citizens Association	1964	\$700.00
Buildings	Building Components	Gazebo	1	EA	Facilities - Gazebo	Calhoun County Senior Citizens Association	2019	\$2,500.00
Buildings	Building Components	Storage Shed	1	EA	Facilities - Storage Shed	Calhoun County Senior Citizens Association	2019	\$5,500.00
Buildings	Building Components	Storage Shed	1	EA	Facilities - Storage Shed	Calhoun County Senior Citizens Association	2019	\$5,500.00
Buildings	Building Components	Exterior	2	EA	Administration - Exterior - Windows	Flagler County Public Transportation	2006	\$800.00
Buildings	Building Components	HVAC	9	EA	Administration - Interior - HVAC	Flagler County Public Transportation	2006	\$3,600.00
Buildings	Building Components	Interior	1	EA	Administration - Ceiling	Flagler County Public Transportation	2006	\$12,500.00
Buildings	Building Components	Interior	4	EA	Administration - Interior - Door	Flagler County Public Transportation	2006	\$4,400.00
Buildings	Building Components	Interior	12	EA	Administration - Interior - Light	Flagler County Public Transportation	2006	\$12.00
Buildings	Building Components	Interior	1	EA	Administration - Interior - Walls - Material	Flagler County Public Transportation	2006	\$1,000.00
Buildings	Building Components	Interior	1	EA	Administration - Interior - Floor	Flagler County Public Transportation	2006	\$2,500.00
Buildings	Building Components	Interior	1	EA	Administration - Interior - Windows	Flagler County Public Transportation	2006	\$400.00
Buildings	Building Components	Plumbing	1	EA	Administration - Interior - HVAC - Water Heater	Flagler County Public Transportation	2006	\$1,200.00
Buildings	Building Components	Plumbing	20	EA	Administration - Interior - Plumbing	Flagler County Public Transportation	2006	\$13,000.00
Buildings	Building Components	Access and Parking	1145	SF	Parking Lot	Gulf County ARC	2008	\$1,145.00
Buildings	Building Components	Drainage	1	EA	Administration - Exterior - Drainage - Gutter	Gulf County ARC	2008	\$4,500.00
Buildings	Building Components	Electrical	1	EA	Interior - Electrical - Panels	Gulf County ARC	2008	\$800.00
Buildings	Building Components	Exterior	1	EA	Exterior - Doors	Gulf County ARC	2008	\$2,000.00
Buildings	Building Components	Exterior	1	EA	Exterior - Electric - Lights	Gulf County ARC	2008	\$1.00
Buildings	Building Components	Exterior	1	EA	Exterior - Walls	Gulf County ARC	2008	\$1,000.00
Buildings	Building Components	HVAC	1	EA	Interior - HVAC	Gulf County ARC	2008	\$500.00



Asset Category	Asset Class	Asset Name	Quantity	Units	Description	Asset Owner	Year Acquired	Total Replacement Cost/Value
Buildings	Building Components	HVAC	1	EA	Interior - HVAC - Air Handler	Gulf County ARC	2008	\$5,000.00
Buildings	Building Components	HVAC	1	EA	Interior - HVAC - Water Heater	Gulf County ARC	2008	\$1,200.00
Buildings	Building Components	Interior	1	EA	Interior	Gulf County ARC	2008	\$500.00
Buildings	Building Components	Plumbing	1	EA	Interior - Plumbing	Gulf County ARC	2008	\$20,000.00
Buildings	Building Components	Access and Parking	42746	SF	Parking Lot	JTRANS	1990	\$64,119.00
Buildings	Building Components	Access and Parking	5672	SF	Parking Lot - Car Port	JTRANS	1990	\$5,672.00
Buildings	Building Components	Access and Parking	1200	SF	Parking Lot - Sidewalk	JTRANS	1990	\$9,000.00
Buildings	Building Components	Drainage	10	EA	Exterior - Drainage - Gutter	JTRANS	1990	\$431,965.40
Buildings	Building Components	Electrical	1	EA	Electric	JTRANS	1990	\$400.00
Buildings	Building Components	Electrical	1	EA	Electric	JTRANS	1990	\$400.00
Buildings	Building Components	Electrical	1	EA	Interior - Electric - Lights	JTRANS	1990	\$1.00
Buildings	Building Components	Electrical	1	EA	Interior - Electric - Lights	JTRANS	1990	\$800.00
Buildings	Building Components	Exterior	1	EA	Exterior - Doors	JTRANS	1990	\$2,000.00
Buildings	Building Components	Exterior	1	EA	Exterior - Doors	JTRANS	1990	\$2,000.00
Buildings	Building Components	Exterior	3	EA	Exterior - Doors	JTRANS	1990	\$6,000.00
Buildings	Building Components	Exterior	3	EA	Exterior - Doors - Roll Up	JTRANS	1990	\$5,400.00
Buildings	Building Components	Exterior	1	EA	Exterior - Lights	JTRANS	1990	\$1.00
Buildings	Building Components	Exterior	1	EA	Exterior - Lights	JTRANS	1990	\$1.00
Buildings	Building Components	Exterior	1	EA	Exterior - Signage	JTRANS	1990	\$6,656.30
Buildings	Building Components	Exterior	1	EA	Exterior - Walls	JTRANS	1990	\$1,000.00
Buildings	Building Components	Exterior	1	EA	Exterior - Walls	JTRANS	1990	\$1,000.00
Buildings	Building Components	Exterior	1	LF	Exterior - Walls - Metal	JTRANS	1990	\$1,000.00
Buildings	Building Components	Exterior	1	EA	Exterior - Windows	JTRANS	1990	\$400.00
Buildings	Building Components	Fencing	920	LF	Fence	JTRANS	1990	\$13,800.00
Buildings	Building Components	Fencing	2	EA	Fence - Gate - Automatic	JTRANS	1990	\$24,000.00
Buildings	Building Components	HVAC	4	EA	HVAC - Air Conditioner	JTRANS	1990	\$16,000.00
Buildings	Building Components	HVAC	1	EA	Interior - HVAC	JTRANS	1990	\$500.00
Buildings	Building Components	HVAC	1	EA	Interior - HVAC - Air Conditioner	JTRANS	1990	\$500.00
Buildings	Building Components	HVAC	1	EA	Interior - HVAC - Water Heater	JTRANS	1990	\$1,200.00
Buildings	Building Components	Interior	1	EA	Interior - Ceiling	JTRANS	1990	\$12,500.00
Buildings	Building Components	Interior	1	EA	Interior - Ceiling	JTRANS	1990	\$12,500.00
Buildings	Building Components	Interior	1	EA	Interior - Doors	JTRANS	1990	\$1,100.00
Buildings	Building Components	Interior	1	EA	Interior - Doors	JTRANS	1990	\$1,100.00
Buildings	Building Components	Interior	1	EA	Interior - Floor	JTRANS	1990	\$2,500.00
Buildings	Building Components	Interior	1	EA	Interior - Floor	JTRANS	1990	\$2,500.00
Buildings	Building Components	Interior	1	EA	Interior - Walls	JTRANS	1990	\$1,000.00
Buildings	Building Components	Interior	1	EA	Interior - Windows	JTRANS	1990	\$400.00
Buildings	Building Components	Interior	1	EA	Interior - Windows	JTRANS	1990	\$400.00
Buildings	Building Components	Interior	2	EA	Interior - Windows	JTRANS	1990	\$800.00
Buildings	Building Components	Plumbing	1	EA	Plumbing	JTRANS	1990	\$20,000.00



Asset Category	Asset Class	Asset Name	Quantity	Units	Description	Asset Owner	Year Acquired	Total Replacement Cost/Value
Buildings	Building Components	Plumbing	1	EA	Plumbing	JTRANS	1990	\$20,000.00
Buildings	Building Components	Roof	13762	SF	Roof - Material - Metal	JTRANS	1990	\$5,504,800.00
Buildings	Building Components	Storage	1	EA	Facilities - Storage	JTRANS	1990	\$5,500.00
Buildings	Building Components	Access and Parking	77850	SF	Parking Lot	Key West Transit	2015	\$116,775.00
Buildings	Building Components	Drainage	1	EA	Exterior - Drainage	Key West Transit	2015	\$2,000.00
Buildings	Building Components	Electrical	1	EA	Exterior - Lights	Key West Transit	2015	\$1.00
Buildings	Building Components	Electrical	1	EA	Interior - Electrical - Panels	Key West Transit	2015	\$1.00
Buildings	Building Components	Elevators and Conveying Systems	1	EA	Elevator	Key West Transit	2015	\$20,155.60
Buildings	Building Components	Exterior	4	EA	Exterior - Garage Doors - Roll Up	Key West Transit	2015	\$7,200.00
Buildings	Building Components	Exterior	1	EA	Exterior - Walls	Key West Transit	2015	\$1,000.00
Buildings	Building Components	Exterior	2352	SF	Parking Lot - Sidewalk	Key West Transit	2015	\$17,640.00
Buildings	Building Components	Fencing	2258	LF	Fence - Chain Link	Key West Transit	2015	\$33,870.00
Buildings	Building Components	Fencing	1	EA	Fence - Gate - Electric - Chain Link	Key West Transit	2015	\$20,155.60
Buildings	Building Components	HVAC	1	EA	Interior - HVAC - Air Handler	Key West Transit	2015	\$5,000.00
Buildings	Building Components	HVAC	1	EA	Interior - HVAC - Water Heater	Key West Transit	2015	\$1,200.00
Buildings	Building Components	Interior	1	EA	Interior - Doors	Key West Transit	2015	\$1,100.00
Buildings	Building Components	Interior	1	EA	Interior - Lights	Key West Transit	2015	\$1.00
Buildings	Building Components	Interior	1	EA	Interior - Stairs	Key West Transit	2015	\$1,000.00
Buildings	Building Components	Interior	1	EA	Interior - Walls	Key West Transit	2015	\$1,000.00
Buildings	Building Components	Interior	1	EA	Interior - Windows	Key West Transit	2015	\$400.00
Buildings	Building Components	Plumbing	1	EA	Interior - Plumbing	Key West Transit	2015	\$20,000.00
Buildings	Building Components	Plumbing	1	EA	Interior - Plumbing - Fire Protection - Sprinklers	Key West Transit	2015	\$450.00
Buildings	Building Components	Roof	14722	SF	Roof	Key West Transit	2015	\$5,888,800.00
Buildings	Building Components	Access and Parking	22914	SF	Parking Lot - Pavement	Levy County Transit	1989	\$57,285.00
Buildings	Building Components	Drainage	4	EA	Administration - Exterior - Drainage - Downspouts	Levy County Transit	1989	\$18,000.00
Buildings	Building Components	Electrical	3	EA	Administration - Interior - Electrical System	Levy County Transit	1989	\$19,968.90
Buildings	Building Components	Electrical	65	EA	Administration - Interior - Lights	Levy County Transit	1989	\$65.00
Buildings	Building Components	Exterior	7	EA	Administration - Exterior - Doors - Windows	Levy County Transit	1989	\$2,800.00
Buildings	Building Components	Exterior	2	EA	Administration - Exterior - Garage Doors - Roll Up	Levy County Transit	1989	\$3,600.00
Buildings	Building Components	Exterior	1	EA	Administration - Exterior - Signage	Levy County Transit	1989	\$6,656.30
Buildings	Building Components	Exterior	1	EA	Administration - Exterior - Walls	Levy County Transit	1989	\$1,000.00
Buildings	Building Components	Exterior	2	EA	Maintenance - Exterior - Doors - Garage Doors	Levy County Transit	1989	\$3,600.00
Buildings	Building Components	Fencing	1540	LF	Administration - Fence	Levy County Transit	1989	\$23,100.00
Buildings	Building Components	HVAC	17	EA	Administration - Interior - HVAC	Levy County Transit	1989	\$17,000.00
Buildings	Building Components	HVAC	1	EA	Administration - Interior - HVAC - Air Conditioners	Levy County Transit	2015	\$4,000.00
Buildings	Building Components	HVAC	2	EA	Administration - Interior - HVAC - Ducts	Levy County Transit	1989	\$2,000.00
Buildings	Building Components	HVAC	3	EA	Administration - Interior - HVAC - Power Supply	Levy County Transit	1989	\$450.00
Buildings	Building Components	HVAC	1	EA	Administration - Interior - HVAC - Thermostat	Levy County Transit	1989	\$75.00
Buildings	Building Components	HVAC	28	EA	Administration - Interior - HVAC - Vents	Levy County Transit	1989	\$28,000.00
Buildings	Building Components	HVAC	1	EA	Administration - Interior - HVAC - Water Heater	Levy County Transit	2020	\$1,200.00



Asset Category	Asset Class	Asset Name	Quantity	Units	Description	Asset Owner	Year Acquired	Total Replacement Cost/Value
Buildings	Building Components	HVAC	1	EA	Maintenance - Interior - HVAC - Air Conditioner	Levy County Transit	1989	\$500.00
Buildings	Building Components	Interior	1	EA	Administration - Interior - Ceilings	Levy County Transit	1989	\$12,500.00
Buildings	Building Components	Interior	17	EA	Administration - Interior - Doors	Levy County Transit	1989	\$18,700.00
Buildings	Building Components	Interior	1	EA	Administration - Interior - Floors	Levy County Transit	1989	\$2,500.00
Buildings	Building Components	Interior	1	EA	Administration - Interior - Walls	Levy County Transit	1989	\$1,000.00
Buildings	Building Components	Interior	3	EA	Administration - Interior - Windows	Levy County Transit	1989	\$1,200.00
Buildings	Building Components	Interior	1	EA	Maintenance - Interior - Ceiling	Levy County Transit	1989	\$12,500.00
Buildings	Building Components	Interior	1	EA	Maintenance - Interior - Floors - Concrete	Levy County Transit	1989	\$1,000.00
Buildings	Building Components	Interior	1	EA	Maintenance - Interior - Walls	Levy County Transit	1989	\$1,000.00
Buildings	Building Components	Plumbing	5	EA	Administration - Interior - Plumbing	Levy County Transit	1989	\$100,000.00
Buildings	Building Components	Plumbing	6	EA	Administration - Interior - Plumbing - Toilets	Levy County Transit	1989	\$3,000.00
Buildings	Building Components	Roof	8750	SF	Administration - Roof	Levy County Transit	1989	\$8,750.00
Buildings	Building Components	Access and Parking	28010	SF	Parking Lot	Liberty County Transit	1982	\$70,025.00
Buildings	Building Components	Drainage	1	EA	Exterior - Gutters	Liberty County Transit	2018	\$4,500.00
Buildings	Building Components	Electrical	1	EA	Electric - Electric Panel	Liberty County Transit	1982	\$800.00
Buildings	Building Components	Electrical	1	EA	Exterior - Electric	Liberty County Transit	2018	\$1.00
Buildings	Building Components	Electrical	1	EA	Exterior - Light	Liberty County Transit	2018	\$1.00
Buildings	Building Components	Exterior	2	EA	Exterior	Liberty County Transit	1982	\$2.00
Buildings	Building Components	Exterior	2	EA	Exterior - Doors	Liberty County Transit	2018	\$4,000.00
Buildings	Building Components	Exterior	2	EA	Exterior - Doors - Roll Up	Liberty County Transit	1982	\$3,600.00
Buildings	Building Components	Exterior	1	EA	Exterior - Electric - Lights	Liberty County Transit	1982	\$1.00
Buildings	Building Components	Exterior	1	EA	Exterior - Walls	Liberty County Transit	2018	\$1,000.00
Buildings	Building Components	Fencing	1	EA	Storage Yard - Fence	Liberty County Transit	1982	\$15.00
Buildings	Building Components	HVAC	2	EA	HVAC	Liberty County Transit	2018	\$1,000.00
Buildings	Building Components	HVAC	2	EA	HVAC	Liberty County Transit	2018	\$1,000.00
Buildings	Building Components	HVAC	4	EA	Interior - Air Handler	Liberty County Transit	1982	\$20,000.00
Buildings	Building Components	HVAC	1	EA	Interior - HVAC - Air Handler	Liberty County Transit	2018	\$5,000.00
Buildings	Building Components	Interior	1	EA	Interior - Ceiling	Liberty County Transit	1982	\$12,500.00
Buildings	Building Components	Interior	3	EA	Interior - Doors	Liberty County Transit	1982	\$3,300.00
Buildings	Building Components	Interior	1	EA	Interior - Floor	Liberty County Transit	1982	\$2,500.00
Buildings	Building Components	Interior	1	EA	Interior - Floor	Liberty County Transit	2018	\$2,500.00
Buildings	Building Components	Interior	1	EA	Interior - Lights	Liberty County Transit	2018	\$1.00
Buildings	Building Components	Interior	1	EA	Interior - Stairs - Loft Access	Liberty County Transit	2018	\$1,000.00
Buildings	Building Components	Interior	1	EA	Interior - Walls	Liberty County Transit	1982	\$1,000.00
Buildings	Building Components	Interior	1	EA	Interior - Walls	Liberty County Transit	2018	\$1,000.00
Buildings	Building Components	Plumbing	1	EA	Interior - Plumbing	Liberty County Transit	1982	\$20,000.00
Buildings	Building Components	Plumbing	1	EA	Interior - Plumbing	Liberty County Transit	1982	\$20,000.00
Buildings	Building Components	Plumbing	1	EA	Interior - Plumbing	Liberty County Transit	2018	\$20,000.00
Buildings	Building Components	Roof	6220	SF	Roof	Liberty County Transit	2018	\$6,220.00
Buildings	Building Components	Access and Parking	37422	SF	Maintenance - Exterior - Parking Lot - Bus Carport	Marion Transit	2020	\$18,711.00
Buildings	Building Components	Access and Parking	3024	SF	Parking Lot - Sidewalk	Marion Transit	2004	\$22,680.00



Asset Category	Asset Class	Asset Name	Quantity	Units	Description	Asset Owner	Year Acquired	Total Replacement Cost/Value
Buildings	Building Components	Drainage	1	EA	Administration - Exterior - Drainage - Gutters	Marion Transit	2004	\$4,500.00
Buildings	Building Components	Electrical	3	EA	Administration - Interior - Electrical - Panels	Marion Transit	2004	\$2,400.00
Buildings	Building Components	Electrical	50	EA	Administration - Interior - Lights	Marion Transit	2004	\$50.00
Buildings	Building Components	Exterior	1	EA	Administration - Exterior - Walls	Marion Transit	2004	\$1,000.00
Buildings	Building Components	Exterior	4	EA	Administration - Exterior - Doors	Marion Transit	2004	\$8,000.00
Buildings	Building Components	Exterior	1	EA	Administration - Exterior - Walls - Eaves	Marion Transit	2004	\$1,000.00
Buildings	Building Components	Exterior	15	EA	Administration - Exterior - Windows	Marion Transit	2004	\$6,000.00
Buildings	Building Components	Fire Alarm	2	EA	Administration - Interior - Fire Protection - Fire Alarm - Master Controls	Marion Transit	2004	\$42,899.34
Buildings	Building Components	HVAC	2	EA	Administration - Interior - HVAC	Marion Transit	2004	\$1,000.00
Buildings	Building Components	HVAC	3	EA	Administration - Interior - HVAC - Air Conditioner	Marion Transit	2004	\$12,000.00
Buildings	Building Components	HVAC	40	EA	Administration - Interior - HVAC - Vents	Marion Transit	2004	\$10,000.00
Buildings	Building Components	HVAC	1	EA	Administration - Interior - HVAC - Water Heater - Electric	Marion Transit	2004	\$1,200.00
Buildings	Building Components	Interior	1	EA	Administration - Interior - Ceiling	Marion Transit	2004	\$12,500.00
Buildings	Building Components	Interior	25	EA	Administration - Interior - Doors	Marion Transit	2004	\$27,500.00
Buildings	Building Components	Interior	1	EA	Administration - Interior - Floors	Marion Transit	2004	\$2,500.00
Buildings	Building Components	Interior	1	EA	Administration - Interior - Walls	Marion Transit	2004	\$1,000.00
Buildings	Building Components	Interior	3	EA	Administration - Interior - Windows	Marion Transit	2004	\$1,200.00
Buildings	Building Components	Plumbing	1	EA	Administration - Exterior - Plumbing - Hose Bib	Marion Transit	2004	\$50.00
Buildings	Building Components	Plumbing	10	EA	Administration - Interior - Plumbing	Marion Transit	2004	\$200,000.00
Buildings	Building Components	Storage Shed	1	EA	Facilities - Storage Shed	Marion Transit	2004	\$5,500.00
Buildings	Building Components	Access and Parking	1	EA	Storage Yard - Exterior - Parking Lot - Bus Parking - Pavement	Marion Transit	2004	\$2,500.00
Buildings	Building Components	Access and Parking	5330	SF	Administration - Parking Lot	Nassau County Council on Aging / Nassau County TRANSIT	1984	\$5,330.00
Buildings	Building Components	Drainage	10	EA	Administration - Drainage	Nassau County Council on Aging / Nassau County TRANSIT	1984	\$431,965.40
Buildings	Building Components	Electrical	2	EA	Administration - Exterior - Lights	Nassau County Council on Aging / Nassau County TRANSIT	1984	\$2.00
Buildings	Building Components	Electrical	1	EA	Administration - Interior - Electric - Wiring/Distribution	Nassau County Council on Aging / Nassau County TRANSIT	2012	\$400.00
Buildings	Building Components	Electrical	15	EA	Administration - Lights	Nassau County Council on Aging / Nassau County TRANSIT	1984	\$15.00
Buildings	Building Components	Exterior	8	EA	Administration - Exterior - Windows and Doors	Nassau County Council on Aging / Nassau County TRANSIT	1984	\$3,200.00
Buildings	Building Components	Fencing	150	LF	Fence	Nassau County Council on Aging / Nassau County TRANSIT	1984	\$2,250.00
Buildings	Building Components	HVAC	1	EA	Administration - Exterior - HVAC	Nassau County Council on Aging / Nassau County TRANSIT	1984	\$3,000.00
Buildings	Building Components	HVAC	4	EA	Administration - HVAC - Duct	Nassau County Council on Aging / Nassau County TRANSIT	1984	\$4,000.00
Buildings	Building Components	HVAC	6	EA	Administration - HVAC - Vents	Nassau County Council on Aging / Nassau County TRANSIT	1984	\$3,000.00
Buildings	Building Components	HVAC	1	EA	Administration - Interior - HVAC	Nassau County Council on Aging / Nassau County TRANSIT	1984	\$3,000.00
Buildings	Building Components	HVAC	1	EA	Administration - Interior - HVAC - Exhaust Fan	Nassau County Council on Aging / Nassau County TRANSIT	1984	\$100.00



Asset Category	Asset Class	Asset Name	Quantity	Units	Description	Asset Owner	Year Acquired	Total Replacement Cost/Value
Buildings	Building Components	HVAC	1	EA	Administration - Interior - HVAC - Thermostat	Nassau County Council on Aging / Nassau County TRANSIT	1984	\$75.00
Buildings	Building Components	Interior	1	EA	Administration - Interior - Ceilings	Nassau County Council on Aging / Nassau County TRANSIT	1984	\$12,500.00
Buildings	Building Components	Interior	4	EA	Administration - Interior - Doors	Nassau County Council on Aging / Nassau County TRANSIT	1984	\$4,400.00
Buildings	Building Components	Interior	1	EA	Administration - Interior - Floors	Nassau County Council on Aging / Nassau County TRANSIT	1984	\$2,500.00
Buildings	Building Components	Interior	1	EA	Administration - Interior - Walls	Nassau County Council on Aging / Nassau County TRANSIT	1984	\$1,000.00
Buildings	Building Components	Plumbing	4	EA	Administration - Interior - Plumbing	Nassau County Council on Aging / Nassau County TRANSIT	1984	\$80,000.00
Buildings	Building Components	Utilities	14	EA	Administration - Drainage - Irrigation Pipes	Nassau County Council on Aging / Nassau County TRANSIT	1984	\$604,751.56
Buildings	Building Components	Utilities	2	EA	Administration - Utilities - Water Source	Nassau County Council on Aging / Nassau County TRANSIT	1984	\$2.00
Buildings	Building Components	Access and Parking	11290	SF	Maintenance - Parking Lot	Nassau County Council on Aging / Nassau County TRANSIT	1984	\$11,290.00
Buildings	Building Components	Access and Parking	43080	SF	Maintenance - Parking Lot	Ride Solution (Putnam County)	2006	\$64,620.00
Buildings	Building Components	Drainage	1	EA	Administration - Exterior - Drainage - Gutters	Ride Solution (Putnam County)	2006	\$4,500.00
Buildings	Building Components	Electrical	15	EA	Administration - Interior - Electrical - Lights	Ride Solution (Putnam County)	2006	\$15.00
Buildings	Building Components	Electrical	16	EA	Administration - Interior - Lights	Ride Solution (Putnam County)	2006	\$16.00
Buildings	Building Components	Electrical	1	EA	Maintenance - Interior - Electrical	Ride Solution (Putnam County)	2006	\$400.00
Buildings	Building Components	Electrical	10	EA	Maintenance - Interior - Lights	Ride Solution (Putnam County)	2006	\$10.00
Buildings	Building Components	Exterior	3	EA	Administration - Exterior - Doors	Ride Solution (Putnam County)	2006	\$6,000.00
Buildings	Building Components	Exterior	9	EA	Administration - Exterior - Windows	Ride Solution (Putnam County)	2006	\$3,600.00
Buildings	Building Components	Exterior	4	EA	Maintenance - Exterior - Doors	Ride Solution (Putnam County)	2006	\$8,000.00
Buildings	Building Components	Exterior	10	EA	Maintenance - Exterior - Doors - Bay Doors	Ride Solution (Putnam County)	2006	\$20,000.00
Buildings	Building Components	Exterior	1	EA	Maintenance - Exterior - Walls - Material	Ride Solution (Putnam County)	2006	\$1,000.00
Buildings	Building Components	Fencing	1260	LF	Maintenance - Fence	Ride Solution (Putnam County)	2006	\$18,900.00
Buildings	Building Components	HVAC	6	EA	Administration - Interior - HVAC - Air Conditioner	Ride Solution (Putnam County)	2006	\$24,000.00
Buildings	Building Components	HVAC	21	EA	Administration - Interior - HVAC - Supply Return Lines	Ride Solution (Putnam County)	2006	\$21.00
Buildings	Building Components	HVAC	2	EA	Administration - Interior - Thermostat	Ride Solution (Putnam County)	2006	\$150.00
Buildings	Building Components	HVAC	2	EA	Maintenance - Exterior - HVAC	Ride Solution (Putnam County)	2006	\$1,000.00
Buildings	Building Components	HVAC	1	EA	Maintenance - Interior - HVAC - Ducts	Ride Solution (Putnam County)	2006	\$1,000.00
Buildings	Building Components	HVAC	1	EA	Maintenance - Interior - HVAC - Supply Return Lines	Ride Solution (Putnam County)	2006	\$1.00
Buildings	Building Components	Interior	1	EA	Administration - Interior - Ceiling	Ride Solution (Putnam County)	2006	\$12,500.00
Buildings	Building Components	Interior	1	EA	Administration - Interior - Ceiling	Ride Solution (Putnam County)	2006	\$12,500.00
Buildings	Building Components	Interior	4	EA	Administration - Interior - Doors	Ride Solution (Putnam County)	2006	\$4,400.00
Buildings	Building Components	Interior	4	EA	Administration - Interior - Doors	Ride Solution (Putnam County)	2006	\$4,400.00
Buildings	Building Components	Interior	1	EA	Administration - Interior - Floors	Ride Solution (Putnam County)	2006	\$2,500.00
Buildings	Building Components	Interior	1	EA	Administration - Interior - Floors	Ride Solution (Putnam County)	2006	\$2,500.00
Buildings	Building Components	Interior	1	EA	Administration - Interior - Floors	Ride Solution (Putnam County)	2006	\$2,500.00
Buildings	Building Components	Interior	1	EA	Administration - Interior - Ramp	Ride Solution (Putnam County)	2006	\$750.00
Buildings	Building Components	Interior	1	EA	Administration - Interior - Walls	Ride Solution (Putnam County)	2006	\$1,000.00



Asset Category	Asset Class	Asset Name	Quantity	Units	Description	Asset Owner	Year Acquired	Total Replacement Cost/Value
Buildings	Building Components	Interior	1	EA	Administration - Interior - Walls	Ride Solution (Putnam County)	2006	\$1,000.00
Buildings	Building Components	Interior	7	EA	Administration - Interior - Windows	Ride Solution (Putnam County)	2006	\$2,800.00
Buildings	Building Components	Interior	2	EA	Administration - Interior - Windows	Ride Solution (Putnam County)	2006	\$800.00
Buildings	Building Components	Interior	1	EA	Maintenance - Interior - Ceiling	Ride Solution (Putnam County)	2006	\$12,500.00
Buildings	Building Components	Interior	1	EA	Maintenance - Interior - Walls	Ride Solution (Putnam County)	2006	\$1,000.00
Buildings	Building Components	Plumbing	2	EA	Administration - Interior - Plumbing - Bathroom	Ride Solution (Putnam County)	2006	\$40,000.00
Buildings	Building Components	Plumbing	1	EA	Administration - Interior - Plumbing - Bathroom	Ride Solution (Putnam County)	2006	\$10,000.00
Buildings	Building Components	Plumbing	2	EA	Maintenance - Interior - Plumbing	Ride Solution (Putnam County)	2006	\$40,000.00
Buildings	Building Components	Roof	2578	SF	Administration - Roof	Ride Solution (Putnam County)	2006	\$2,578.00
Buildings	Building Components	Storage Shed	1	EA	Facilities - Shed	Ride Solution (Putnam County)	2006	\$20,155.60
Buildings	Building Components	Interior	9	EA	Administration - Interior - Doors	Sumter County Transit	1980	\$9,900.00
Buildings	Building Components	Interior	5	EA	Administration - Interior - Walls	Sumter County Transit	1980	\$5,000.00
Buildings	Building Components	Access and Parking	4260	SF	Administration - Parking Lot	Sumter County Transit	2020	\$4,260.00
Buildings	Building Components	Access and Parking	82190	SF	Maintenance - Parking Lot	Sumter County Transit	1980	\$123,285.00
Buildings	Building Components	Access and Parking	82190	SF	Maintenance - Parking Lot	Sumter County Transit	1980	\$123,285.00
Buildings	Building Components	Drainage	1	EA	Administration - Exterior - Drainage - Gutter	Sumter County Transit	1980	\$4,500.00
Buildings	Building Components	Electrical	1	EA	Administration - Electric System	Sumter County Transit	1980	\$400.00
Buildings	Building Components	Electrical	1	EA	Administration - Interior - Electric - Lights - Emergency	Sumter County Transit	1980	\$200.00
Buildings	Building Components	Electrical	1	EA	Administration - Interior - Electric - Lights - Emergency	Sumter County Transit	1980	\$200.00
Buildings	Building Components	Electrical	4	EA	Maintenance - Interior - Electric System	Sumter County Transit	1980	\$1,600.00
Buildings	Building Components	Electrical	5	EA	Maintenance - Interior - Electric System - Switch Box	Sumter County Transit	1980	\$5.00
Buildings	Building Components	Exterior	1	EA	Administration - Exterior - Walls	Sumter County Transit	1980	\$1,000.00
Buildings	Building Components	Exterior	1	EA	Maintenance - Exterior - Walls	Sumter County Transit	1980	\$1,000.00
Buildings	Building Components	Exterior	2	EA	Maintenance - Exterior - Walls - Material	Sumter County Transit	1980	\$2,000.00
Buildings	Building Components	Fencing	1580	LF	Administration - Fence	Sumter County Transit	1980	\$23,700.00
Buildings	Building Components	Fencing	1580	LF	Administration - Fence	Sumter County Transit	1980	\$23,700.00
Buildings	Building Components	HVAC	2	EA	Administration - Interior- HVAC - Air Conditioners	Sumter County Transit	1980	\$8,000.00
Buildings	Building Components	Interior	1	EA	Administration - Interior - Ceilings	Sumter County Transit	1980	\$12,500.00
Buildings	Building Components	Interior	10	EA	Administration - Interior - Windows	Sumter County Transit	1980	\$4,000.00
Buildings	Building Components	Interior	10	EA	Administration - Interior - Windows	Sumter County Transit	1980	\$4,000.00
Buildings	Building Components	Interior	1	EA	Maintenance - Interior - Ceiling	Sumter County Transit	1980	\$12,500.00
Buildings	Building Components	Interior	12	EA	Maintenance - Interior - Door	Sumter County Transit	1980	\$13,200.00
Buildings	Building Components	Interior	1	EA	Maintenance - Interior - Floors - Material	Sumter County Transit	1980	\$2,500.00
Buildings	Building Components	Plumbing	1	EA	Maintenance - Interior - Plumbing - Sink	Sumter County Transit	1980	\$600.00
Buildings	Building Components	Plumbing	1	EA	Maintenance - Interior - Plumbing - Sink	Sumter County Transit	1980	\$600.00
Buildings	Building Components	Access and Parking	43124	SF	Parking Lot	Suwannee River Economic Council	1991	\$64,686.00
Buildings	Building Components	Drainage	1	EA	Administration - Exterior - Drainage	Suwannee River Economic Council	1991	\$2,000.00
Buildings	Building Components	Drainage	8	EA	Administration - Exterior - Drainage - Downspouts	Suwannee River Economic Council	1991	\$345,572.32
Buildings	Building Components	Electrical	1	EA	Administration - Electric	Suwannee River Economic Council	1991	\$400.00
Buildings	Building Components	Electrical	3	EA	Administration - Electrical - Fire Protection - Emergency Lighting	Suwannee River Economic Council	1991	\$600.00



Asset Category	Asset Class	Asset Name	Quantity	Units	Description	Asset Owner	Year Acquired	Total Replacement Cost/Value
Buildings	Building Components	Electrical	38	EA	Administration - Interior - Electric - Lights	Suwannee River Economic Council	1991	\$38.00
Buildings	Building Components	Exterior	0.14	EA	Administration - Exterior - Windows	Suwannee River Economic Council	1991	\$56.00
Buildings	Building Components	Exterior	12	EA	Administration - Exterior - Windows and Doors	Suwannee River Economic Council	1991	\$4,800.00
Buildings	Building Components	HVAC	2	EA	Administration - Exterior - HVAC	Suwannee River Economic Council	1991	\$1,000.00
Buildings	Building Components	HVAC	18	EA	Administration - HVAC	Suwannee River Economic Council	1991	\$18,000.00
Buildings	Building Components	HVAC	18	EA	Administration - HVAC	Suwannee River Economic Council	1991	\$18,000.00
Buildings	Building Components	HVAC	1	EA	Administration - HVAC	Suwannee River Economic Council	1991	\$3,000.00
Buildings	Building Components	HVAC	2	EA	Administration - HVAC - Thermostat	Suwannee River Economic Council	1991	\$150.00
Buildings	Building Components	Interior	1	EA	Administration - Interior - Ceiling - Drop Ceiling	Suwannee River Economic Council	1991	\$1,750.00
Buildings	Building Components	Interior	1	EA	Administration - Interior - Doors	Suwannee River Economic Council	1991	\$154.00
Buildings	Building Components	Interior	1	EA	Administration - Interior - Doors	Suwannee River Economic Council	1991	\$154.00
Buildings	Building Components	Interior	1	EA	Administration - Interior - Electric - Lights	Suwannee River Economic Council	1991	\$0.14
Buildings	Building Components	Interior	1	EA	Administration - Interior - Electric - Lights	Suwannee River Economic Council	1991	\$0.14
Buildings	Building Components	Interior	1	EA	Administration - Interior - Floor	Suwannee River Economic Council	1991	\$2,500.00
Buildings	Building Components	Interior	1	EA	Administration - Interior - Floor	Suwannee River Economic Council	1991	\$2,500.00
Buildings	Building Components	Interior	1	EA	Administration - Interior - Floor - Material - Carpet	Suwannee River Economic Council	1991	\$175.00
Buildings	Building Components	Interior	1	EA	Administration - Interior Walls	Suwannee River Economic Council	1991	\$140.00
Buildings	Building Components	Other	1	EA	Administration - Interior - Fire Protection - Exit Signs	Suwannee River Economic Council	1991	\$300.00
Buildings	Building Components	Plumbing	1	EA	Administration - Interior - Plumbing - Bathroom	Suwannee River Economic Council	1991	\$2,800.00
Buildings	Building Components	Plumbing	1	EA	Administration - Plumbing	Suwannee River Economic Council	1991	\$20,000.00
Buildings	Building Components	Utilities	1	EA	Administration - Utilities - Water Meter	Suwannee River Economic Council	1991	\$3,000.00
Buildings	Building Components	Access and Parking	620	SF	Exterior - Sidewalks	Suwannee Valley Transit Authority	1987	\$4,650.00
Buildings	Building Components	Access and Parking	76400	SF	Parking Lot	Suwannee Valley Transit Authority	1987	\$114,600.00
Buildings	Building Components	Drainage	1	EA	Exterior - Gutter	Suwannee Valley Transit Authority	1987	\$43,196.54
Buildings	Building Components	Drainage	1	EA	Exterior - Gutter	Suwannee Valley Transit Authority	1987	\$43,196.54
Buildings	Building Components	Electrical	1	EA	Exterior - Lights	Suwannee Valley Transit Authority	2013	\$1.00
Buildings	Building Components	Exterior	1	EA	Exterior - Signage	Suwannee Valley Transit Authority	1987	\$6,656.30
Buildings	Building Components	Exterior	1	EA	Exterior - Windows and Doors	Suwannee Valley Transit Authority	1987	\$400.00
Buildings	Building Components	Generators	1	EA	Administration - Exterior - Generator	Suwannee Valley Transit Authority	2021	\$5,000.00
Buildings	Building Components	Generators	1	EA	Administration - Exterior - Generator	Suwannee Valley Transit Authority	2021	\$5,000.00
Buildings	Building Components	HVAC	1	EA	Administration - Interior - HVAC - Water Heater	Suwannee Valley Transit Authority	1987	\$1,200.00
Buildings	Building Components	HVAC	1	EA	Exterior - HVAC	Suwannee Valley Transit Authority	2019	\$3,000.00
Buildings	Building Components	HVAC	2	EA	Interior - HVAC - Air Conditioners	Suwannee Valley Transit Authority	2013	\$1,000.00
Buildings	Building Components	Interior	1	EA	Interior - Floor	Suwannee Valley Transit Authority	1987	\$2,500.00
Buildings	Building Components	Interior	1	EA	Interior - Floor	Suwannee Valley Transit Authority	1987	\$2,500.00
Buildings	Building Components	Interior	1	EA	Interior - Windows/Doors	Suwannee Valley Transit Authority	1987	\$400.00
Buildings	Building Components	Interior	1	EA	Interior - Windows/Doors	Suwannee Valley Transit Authority	1987	\$400.00
Buildings	Building Components	Roof	7786	SF	Roof	Suwannee Valley Transit Authority	2008	\$7,786.00
Buildings	Building Components	Storage Shed	3	EA	Facilities - Storage Shed	Suwannee Valley Transit Authority	1987	\$16,500.00
Buildings	Building Components	Access and Parking	49416	SF	Administration - Parking Lot	Tri-County Community Council	1960	\$74,124.00
Buildings	Building Components	Access and Parking	1240	SF	Administration - Parking Lot - Sidewalk	Tri-County Community Council	1960	\$9,300.00



Asset Category	Asset Class	Asset Name	Quantity	Units	Description	Asset Owner	Year Acquired	Total Replacement Cost/Value
Buildings	Building Components	Access and Parking	240	SF	Exterior - Parking Lot - Sidewalks	Tri-County Community Council	2016	\$1,800.00
Buildings	Building Components	Access and Parking	4760	SF	Parking Lot	Tri-County Community Council	1960	\$4,760.00
Buildings	Building Components	Access and Parking	13616	SF	Parking Lot	Tri-County Community Council	2005	\$13,616.00
Buildings	Building Components	Access and Parking	17700	SF	Parking Lot	Tri-County Community Council	2010	\$17,700.00
Buildings	Building Components	Access and Parking	1490	SF	Parking Lot - Driveway	Tri-County Community Council	1960	\$2,235.00
Buildings	Building Components	Access and Parking	1016	SF	Parking Lot - Sidewalk	Tri-County Community Council	1960	\$7,620.00
Buildings	Building Components	Access and Parking	1040	SF	Parking Lot - Sidewalk	Tri-County Community Council	1960	\$7,800.00
Buildings	Building Components	Drainage	2	EA	Exterior - Drainage - Downspout	Tri-County Community Council	2005	\$86,393.08
Buildings	Building Components	Drainage	2	EA	Exterior - Drainage - Downspout	Tri-County Community Council	2005	\$86,393.08
Buildings	Building Components	Drainage	6	EA	Exterior - Drainage - Downspout	Tri-County Community Council	2016	\$259,179.24
Buildings	Building Components	Drainage	1	EA	Exterior - Drainage - Drain Inlet	Tri-County Community Council	2010	\$2,000.00
Buildings	Building Components	Drainage	1	EA	Exterior - Drainage - Drainage Pond	Tri-County Community Council	2010	\$1,000.00
Buildings	Building Components	Drainage	1	EA	Exterior - Drainage - Drainage Pond	Tri-County Community Council	2010	\$1,000.00
Buildings	Building Components	Drainage	1	EA	Exterior - Drainage - Gutter	Tri-County Community Council	1960	\$43,196.54
Buildings	Building Components	Drainage	2	EA	Exterior - Drainage - Gutter	Tri-County Community Council	2016	\$9,000.00
Buildings	Building Components	Drainage	2	EA	Exterior - Drainage - Gutter	Tri-County Community Council	2016	\$9,000.00
Buildings	Building Components	Electrical	4	EA	Administration - Exterior - Electric - Electric Panel	Tri-County Community Council	1960	\$3,200.00
Buildings	Building Components	Electrical	1	EA	Administration - Interior - Lights	Tri-County Community Council	1960	\$1.00
Buildings	Building Components	Electrical	1	EA	Electric - Breaker Box	Tri-County Community Council	1960	\$1,500.00
Buildings	Building Components	Electrical	9	EA	Exterior - Electric - Lights	Tri-County Community Council	1960	\$9.00
Buildings	Building Components	Electrical	15	EA	Exterior - Electric - Lights	Tri-County Community Council	2016	\$15.00
Buildings	Building Components	Electrical	15	EA	Exterior - Electric - Lights	Tri-County Community Council	2016	\$15.00
Buildings	Building Components	Electrical	2	EA	Interior - Electric - Electrical Panel	Tri-County Community Council	1960	\$1,600.00
Buildings	Building Components	Electrical	20	EA	Interior - Lighting	Tri-County Community Council	2010	\$20.00
Buildings	Building Components	Electrical	1	EA	Interior - Lights	Tri-County Community Council	1960	\$1.00
Buildings	Building Components	Electrical	20	EA	Interior - Lights	Tri-County Community Council	1960	\$20.00
Buildings	Building Components	Electrical	1	EA	Maintenance - Interior - Electrical System	Tri-County Community Council	2016	\$400.00
Buildings	Building Components	Electrical	1	EA	Maintenance - Interior - Electrical System	Tri-County Community Council	2016	\$400.00
Buildings	Building Components	Electrical	1	EA	Utilities - Electric Meter	Tri-County Community Council	1960	\$1,200.00
Buildings	Building Components	Exterior	5	EA	Administration - Exterior - Doors - Wood Frame Hinged	Tri-County Community Council	1960	\$4,500.00
Buildings	Building Components	Exterior	10	EA	Administration - Exterior - Lights	Tri-County Community Council	1960	\$10.00
Buildings	Building Components	Exterior	10	EA	Administration - Exterior - Lights	Tri-County Community Council	1960	\$10.00
Buildings	Building Components	Exterior	22	EA	Administration - Exterior - Windows	Tri-County Community Council	1960	\$8,800.00
Buildings	Building Components	Exterior	3.5	EA	Administration - External - Walls	Tri-County Community Council	1960	\$3,500.00
Buildings	Building Components	Exterior	2	EA	Administration - Roof - Chimney	Tri-County Community Council	1960	\$900.00
Buildings	Building Components	Exterior	1	EA	Exterior - Awning	Tri-County Community Council	2005	\$1,300.00
Buildings	Building Components	Exterior	1	EA	Exterior - Breezeway	Tri-County Community Council	2010	\$10,000.00
Buildings	Building Components	Exterior	8	EA	Exterior - Columns	Tri-County Community Council	1960	\$8,000.00
Buildings	Building Components	Exterior	3	EA	Exterior - Door	Tri-County Community Council	2016	\$6,000.00
Buildings	Building Components	Exterior	2	EA	Exterior - Doors	Tri-County Community Council	2005	\$4,000.00
Buildings	Building Components	Exterior	1	EA	Exterior - Floor - Subfloor	Tri-County Community Council	1960	\$1,000.00



Asset Category	Asset Class	Asset Name	Quantity	Units	Description	Asset Owner	Year Acquired	Total Replacement Cost/Value
Buildings	Building Components	Exterior	5	EA	Exterior - Handrail	Tri-County Community Council	1960	\$875.00
Buildings	Building Components	Exterior	5	EA	Exterior - Handrail	Tri-County Community Council	1960	\$875.00
Buildings	Building Components	Exterior	1	EA	Exterior - Wall - Foundation	Tri-County Community Council	1960	\$1,000.00
Buildings	Building Components	Exterior	1	EA	Exterior - Walls	Tri-County Community Council	1960	\$1,000.00
Buildings	Building Components	Exterior	1	EA	Exterior - Walls	Tri-County Community Council	2005	\$1,000.00
Buildings	Building Components	Exterior	1	EA	Exterior - Walls	Tri-County Community Council	2016	\$1,000.00
Buildings	Building Components	Exterior	12	EA	Exterior - Windows	Tri-County Community Council	1960	\$4,800.00
Buildings	Building Components	Exterior	32	EA	Exterior - Windows	Tri-County Community Council	1960	\$12,800.00
Buildings	Building Components	Exterior	4	EA	Exterior - Door - Bay Doors	Tri-County Community Council	2016	\$8,000.00
Buildings	Building Components	Exterior	37616	SF	Fence - Security Fence	Tri-County Community Council	2010	\$564,240.00
Buildings	Building Components	HVAC	1	EA	Administration - Exterior - HVAC - Air Compressor	Tri-County Community Council	2010	\$7,000.00
Buildings	Building Components	HVAC	1	EA	Administration - Exterior - HVAC - Compressor	Tri-County Community Council	1960	\$7,000.00
Buildings	Building Components	HVAC	1	EA	Administration - Exterior - HVAC - Compressor	Tri-County Community Council	1960	\$7,000.00
Buildings	Building Components	HVAC	1	EA	Administration - Exterior - HVAC - Compressor	Tri-County Community Council	2010	\$7,000.00
Buildings	Building Components	HVAC	1	EA	Administration - Exterior - HVAC - Compressor	Tri-County Community Council	2010	\$7,000.00
Buildings	Building Components	HVAC	1	EA	Administration - Exterior - HVAC - Compressor - Abandoned	Tri-County Community Council	1960	\$7,000.00
Buildings	Building Components	HVAC	1	EA	Administration - Interior - HVAC - Air Handler	Tri-County Community Council	2018	\$5,000.00
Buildings	Building Components	HVAC	1	EA	Administration - Interior - HVAC - Air Handler	Tri-County Community Council	2018	\$5,000.00
Buildings	Building Components	HVAC	1	EA	Administration - Interior - HVAC - Air Handler	Tri-County Community Council	2018	\$5,000.00
Buildings	Building Components	HVAC	1	EA	Administration - Interior - HVAC - Air Handler	Tri-County Community Council	2010	\$5,000.00
Buildings	Building Components	HVAC	1	EA	Administration - Interior - HVAC - Air Handler	Tri-County Community Council	2018	\$5,000.00
Buildings	Building Components	HVAC	1	EA	Administration - Interior - HVAC - Compressor	Tri-County Community Council	2010	\$5,000.00
Buildings	Building Components	HVAC	1	EA	Administration - Interior - HVAC - Water Heater	Tri-County Community Council	2015	\$1,200.00
Buildings	Building Components	HVAC	1	EA	HVAC - Compressor	Tri-County Community Council	2018	\$5,000.00
Buildings	Building Components	HVAC	1	EA	HVAC - Compressor	Tri-County Community Council	2015	\$7,000.00
Buildings	Building Components	HVAC	1	EA	Interior - Air Conditioner - Window	Tri-County Community Council	2015	\$425.00
Buildings	Building Components	HVAC	1	EA	Interior - Air Conditioner - Window	Tri-County Community Council	2015	\$425.00
Buildings	Building Components	HVAC	1	EA	Interior - HVAC - Air Handler	Tri-County Community Council	2015	\$5,000.00
Buildings	Building Components	HVAC	1	EA	Interior - HVAC - Air Handler	Tri-County Community Council	2015	\$5,000.00
Buildings	Building Components	HVAC	1	EA	Interior - HVAC - Air Handler	Tri-County Community Council	1960	\$5,000.00
Buildings	Building Components	HVAC	1	EA	Interior - HVAC - Compressor	Tri-County Community Council	2010	\$5,000.00
Buildings	Building Components	HVAC	1	EA	Interior - HVAC - Compressor	Tri-County Community Council	1960	\$5,000.00
Buildings	Building Components	HVAC	1	EA	Interior - HVAC - Ducts	Tri-County Community Council	1960	\$1,000.00
Buildings	Building Components	HVAC	1	EA	Maintenance - Interior - Air Compressor	Tri-County Community Council	2015	\$5,000.00
Buildings	Building Components	HVAC	1	EA	Maintenance - Interior - HVAC - Ducts	Tri-County Community Council	2015	\$1,000.00
Buildings	Building Components	HVAC	1	EA	Maintenance - Interior - HVAC - Ducts	Tri-County Community Council	2015	\$1,000.00
Buildings	Building Components	HVAC	1	EA	Maintenance - Interior - HVAC - Vents	Tri-County Community Council	2015	\$1,000.00
Buildings	Building Components	Interior	1	EA	Administration - Interior - Doors	Tri-County Community Council	1960	\$1,100.00
Buildings	Building Components	Interior	1	EA	Administration - Interior - Floor	Tri-County Community Council	1960	\$2,500.00
Buildings	Building Components	Interior	1	EA	Administration - Interior - Walls	Tri-County Community Council	1960	\$1,000.00



Asset Category	Asset Class	Asset Name	Quantity	Units	Description	Asset Owner	Year Acquired	Total Replacement Cost/Value
Buildings	Building Components	Interior	1	EA	Interior - Cabinet	Tri-County Community Council	1960	\$3,056.67
Buildings	Building Components	Interior	1	EA	Interior - Ceiling	Tri-County Community Council	1960	\$12,500.00
Buildings	Building Components	Interior	1	EA	Interior - Ceiling	Tri-County Community Council	1960	\$12,500.00
Buildings	Building Components	Interior	1	EA	Interior - Ceiling	Tri-County Community Council	1960	\$12,500.00
Buildings	Building Components	Interior	2	EA	Interior - Doors	Tri-County Community Council	2016	\$2,200.00
Buildings	Building Components	Interior	2	EA	Interior - Doors	Tri-County Community Council	2016	\$2,200.00
Buildings	Building Components	Interior	11	EA	Interior - Doors	Tri-County Community Council	1960	\$12,100.00
Buildings	Building Components	Interior	13	EA	Interior - Doors	Tri-County Community Council	2010	\$14,300.00
Buildings	Building Components	Interior	1	EA	Interior - Floor	Tri-County Community Council	2016	\$2,500.00
Buildings	Building Components	Interior	1	EA	Interior - Floor - Material - Carpet	Tri-County Community Council	1960	\$1,250.00
Buildings	Building Components	Interior	1	EA	Interior - Shelves	Tri-County Community Council	2005	\$3,056.67
Buildings	Building Components	Interior	1	EA	Interior - Walls	Tri-County Community Council	1960	\$1,000.00
Buildings	Building Components	Interior	1	EA	Interior - Walls	Tri-County Community Council	1960	\$1,000.00
Buildings	Building Components	Interior	1	EA	Interior - Walls	Tri-County Community Council	2016	\$1,000.00
Buildings	Building Components	Interior	2	EA	Interior - Walls	Tri-County Community Council	2005	\$2,000.00
Buildings	Building Components	Interior	2	EA	Interior - Walls	Tri-County Community Council	2005	\$2,000.00
Buildings	Building Components	Plumbing	1	EA	Administration - Exterior - Plumbing - Fire Protection - Fire Hydrant	Tri-County Community Council	1960	\$6,000.00
Buildings	Building Components	Plumbing	1	EA	Administration - Interior - Plumbing - Sinks	Tri-County Community Council	1960	\$600.00
Buildings	Building Components	Plumbing	5	EA	Administration - Interior - Plumbing - Toilet	Tri-County Community Council	1960	\$2,500.00
Buildings	Building Components	Plumbing	1	EA	Interior - Plumbing	Tri-County Community Council	1960	\$20,000.00
Buildings	Building Components	Plumbing	1	EA	Interior - Plumbing	Tri-County Community Council	1960	\$20,000.00
Buildings	Building Components	Plumbing	8	EA	Interior - Plumbing	Tri-County Community Council	1960	\$160,000.00
Buildings	Building Components	Plumbing	8	EA	Interior - Plumbing	Tri-County Community Council	1960	\$160,000.00
Buildings	Building Components	Roof	9400	SF	Administration - Roof - Material - Metal	Tri-County Community Council	1960	\$141,000.00
Buildings	Building Components	Roof	2630	SF	Roof	Tri-County Community Council	2016	\$39,450.00
Buildings	Building Components	Roof	4608	SF	Roof	Tri-County Community Council	1960	\$69,120.00
Buildings	Building Components	Roof	2800	SF	Roof - Metal	Tri-County Community Council	2005	\$42,000.00
Buildings	Building Components	Utilities	1	EA	Utilities - Electric Hookup	Tri-County Community Council	2016	\$1.00
Buildings	Building Components	Utilities	1	EA	Utilities - Electric Meter Box	Tri-County Community Council	2010	\$1,200.00
Buildings	Building Components	Pavilion	1	EA	Facilities - Pavilion	Tri-County Community Council	1960	\$20,155.60
Buildings	Building Components	Pavilion	1	EA	Facilities - Pavilion	Tri-County Community Council	2010	\$20,155.60
Buildings	Building Components	Storage Shed	1	EA	Facilities - Storage Shed	Tri-County Community Council	1960	\$5,500.00
Buildings	Building Components	Storage Shed	2	EA	Facilities - Storage Shed	Tri-County Community Council	1960	\$11,000.00
Buildings	Building Components	Storage Shed	3	EA	Facilities - Storage Shed	Tri-County Community Council	1960	\$16,500.00
Buildings	Building Components	Abandoned Building	1	EA	Facility - Abandoned Building	Tri-County Community Council	1960	\$19,046.78
Buildings	Building Components	Administration	1	EA	Facility - Administration	Tri-County Community Council	1960	\$19,046.78
Buildings	Building Components	Access and Parking	1144	SF	Parking Lot - Sidewalks	Wakulla Transportation	2006	\$8,580.00
Buildings	Building Components	Access and Parking	1	EA	Parking Lot - Sidewalk - Curb Ramp	Wakulla Transportation	2006	\$750.00
Buildings	Building Components	Access and Parking	34670	SF	Parking Lot	Wakulla Transportation	2006	\$86,675.00
Buildings	Building Components	Drainage	1	EA	Exterior - Drainage - Gutters	Wakulla Transportation	2006	\$4,500.00



Asset Category	Asset Class	Asset Name	Quantity	Units	Description	Asset Owner	Year Acquired	Total Replacement Cost/Value
Buildings	Building Components	Electrical	1	EA	Interior - Electrical - Panels	Wakulla Transportation	2006	\$800.00
Buildings	Building Components	Electrical	1	EA	Exterior - Lights	Wakulla Transportation	2006	\$1.00
Buildings	Building Components	Exterior	1	EA	Exterior - Walls - Metal Sheet	Wakulla Transportation	2006	\$1,000.00
Buildings	Building Components	Exterior	1	EA	Exterior - Walls - Metal Sheet	Wakulla Transportation	2006	\$1,000.00
Buildings	Building Components	Electrical	1	EA	Exterior - Windows	Wakulla Transportation	2006	\$400.00
Buildings	Building Components	HVAC	1	EA	HVAC	Wakulla Transportation	2006	\$500.00
Buildings	Building Components	HVAC	1	EA	Interior - HVAC - Air Conditioner	Wakulla Transportation	2006	\$33,592.67
Buildings	Building Components	HVAC	1	EA	Interior - HVAC - Compact Air Curtain	Wakulla Transportation	2006	\$400.00
Buildings	Building Components	HVAC	2	EA	Interior - HVAC - Water Heater	Wakulla Transportation	2006	\$2,400.00
Buildings	Building Components	Interior	1	EA	Interior - Ceiling	Wakulla Transportation	2006	\$12,500.00
Buildings	Building Components	Interior	1	EA	Interior - Doors	Wakulla Transportation	2006	\$200.00
Buildings	Building Components	Interior	1	EA	Interior - Floors	Wakulla Transportation	2006	\$2,500.00
Buildings	Building Components	Interior	1	EA	Interior - Lights	Wakulla Transportation	2006	\$1.00
Buildings	Building Components	Interior	1	EA	Interior - Walls	Wakulla Transportation	2006	\$1,000.00
Buildings	Building Components	Interior	1	EA	Interior - Window - Roll Up	Wakulla Transportation	2006	\$20.00
Buildings	Building Components	Interior	1	EA	Interior - Window - Roll Up	Wakulla Transportation	2006	\$20.00
Buildings	Building Components	Interior	1	EA	Interior - Plumbing	Wakulla Transportation	2006	\$20,000.00
Buildings	Building Components	Roof	12020	SF	Roof	Wakulla Transportation	2006	\$4,808,000.00
Buildings	Building Components	Bus Fleet Pole Barn	1	EA	Facilities - Bus Fleet Pole Barn	Wakulla Transportation	2006	\$20,155.60
Non-Revenue Vehicles	Non-Revenue Vehicles	Truck	1	EA	Service Vehicle - Ford F250 Super Duty	FDOT	2003	\$38,000.00
Non-Revenue Vehicles	Non-Revenue Vehicles	Truck	1	EA	Service Vehicle and Transit Oriented Administrative Activities - Ford F150 S/Cab P/U	FDOT	2005	\$35,000.00
Non-Revenue Vehicles	Non-Revenue Vehicles	Truck	1	EA	Service Vehicle - Chevy 3500 Silverado/Knapheide	FDOT	2016	\$76,904.45
Non-Revenue Vehicles	Non-Revenue Vehicles	Car	1	EA	Transit Oriented Administrative Activities - Chevy Equinox / 4 door SUV	FDOT	2018	\$31,368.00
Non-Revenue Vehicles	Non-Revenue Vehicles	Truck	1	EA	Service Truck - Trucks and other Rubber Tire Vehicles	FDOT	2018	\$71,325.00
Non-Revenue Vehicles	Non-Revenue Vehicles	Car	84	EA	Service Vehicle - Trucks and other Rubber Tire Vehicles	FDOT	2018	\$4,324,908.00
Non-Revenue Vehicles	Non-Revenue Vehicles	Special	1	EA	Roll Back Truck - Trucks and other Rubber Tire Vehicles	FDOT	2007	\$61,800.00
Non-Revenue Vehicles	Non-Revenue Vehicles	Truck	1	EA	Service Truck - Trucks and other Rubber Tire Vehicles	FDOT	2014	\$27,896.00
Non-Revenue Vehicles	Non-Revenue Vehicles	Car	1	EA	Trucks and other Rubber Tire Vehicles - Ford Explorer	FDOT	2012	\$27,191.88
Non-Revenue Vehicles	Non-Revenue Vehicles	Car	1	EA	Trucks and other Rubber Tire Vehicles - Ford Explorer	FDOT	2012	\$27,191.88
Non-Revenue Vehicles	Non-Revenue Vehicles	Car	1	EA	Non-Revenue Automobile	Liberty County Transit	2011	\$28,000.00
Non-Revenue Vehicles	Non-Revenue Vehicles	Truck	1	EA	Maintenance Vehicle	Suwannee Valley Transit	2008	\$15,000.00
Revenue Vehicles	Bus	Bus	1	EA	Bus, 23 ft, ID 45	Baker County Council on Aging	2013	\$89,108.04
Revenue Vehicles	Bus	Bus	1	EA	Bus, 27 ft, ID 47	Baker County Council on Aging	2010	\$89,108.04
Revenue Vehicles	Bus	Bus	1	EA	Bus, 30 ft, ID 38	Baker County Council on Aging	2010	\$397,793.95



Asset Category	Asset Class	Asset Name	Quantity	Units	Description	Asset Owner	Year Acquired	Total Replacement Cost/Value
Revenue Vehicles	Bus	Bus	1	EA	Bus, 30 ft, ID 46	Baker County Council on Aging	2014	\$397,793.95
Revenue Vehicles	Bus	Bus	1	EA	Bus, 30 ft, ID 48	Baker County Council on Aging	2017	\$397,793.95
Revenue Vehicles	Bus	Bus	1	EA	Bus, 32 ft, ID 44	Baker County Council on Aging	2013	\$397,793.95
Revenue Vehicles	Bus	Bus	1	EA	Bus, Cutaway 21 ft, ID 24	Baker County Council on Aging	2016	\$89,108.04
Revenue Vehicles	Bus	Bus	1	EA	Bus, Cutaway 22 ft, ID 23	Baker County Council on Aging	2016	\$89,108.04
Revenue Vehicles	Bus	Bus	1	EA	Bus, Cutaway 23 ft, ID 20	Baker County Council on Aging	2015	\$89,108.04
Revenue Vehicles	Bus	Bus	1	EA	Bus, Cutaway 23 ft, ID 25	Baker County Council on Aging	2018	\$89,108.04
Revenue Vehicles	Bus	Bus	1	EA	Bus, Cutaway 23 ft, ID 26	Baker County Council on Aging	2018	\$89,108.04
Revenue Vehicles	Bus	Bus	1	EA	Bus, Cutaway 23 ft, ID 27	Baker County Council on Aging	2017	\$89,108.04
Revenue Vehicles	Bus	Bus	1	EA	Bus, Cutaway 23 ft, ID 28	Baker County Council on Aging	2017	\$89,108.04
Revenue Vehicles	Bus	Bus	1	EA	Bus, Cutaway 23 ft, ID 29	Baker County Council on Aging	2018	\$89,108.04
Revenue Vehicles	Bus	Bus	1	EA	Bus, Cutaway 23 ft, ID 30	Baker County Council on Aging	2018	\$89,108.04
Revenue Vehicles	Bus	Bus	1	EA	Bus, Cutaway 23 ft, ID 41	Baker County Council on Aging	2010	\$89,108.04
Revenue Vehicles	Bus	Bus	1	EA	Bus, Cutaway, 22 ft, ID 3	Baker County Council on Aging	2006	\$89,108.04
Revenue Vehicles	Bus	Bus	1	EA	Bus, Cutaway, 22 ft, ID 32	Baker County Council on Aging	2009	\$89,108.04
Revenue Vehicles	Bus	Bus	1	EA	Bus, Cutaway, 22 ft, ID 34	Baker County Council on Aging	2009	\$89,108.04
Revenue Vehicles	Bus	Bus	1	EA	Bus, Cutaway, 22 ft, ID 34a	Baker County Council on Aging	2009	\$89,108.04
Revenue Vehicles	Bus	Bus	1	EA	Bus, Cutaway, 22 ft, ID 34a	Baker County Council on Aging	2009	\$89,108.04
Revenue Vehicles	Bus	Bus	1	EA	Bus, Cutaway, 22 ft, ID 35	Baker County Council on Aging	2010	\$89,108.04
Revenue Vehicles	Bus	Bus	1	EA	Bus, Cutaway, 22 ft, ID 36	Baker County Council on Aging	2010	\$89,108.04
Revenue Vehicles	Bus	Bus	1	EA	Bus, Cutaway, 22 ft, ID 37	Baker County Council on Aging	2010	\$89,108.04
Revenue Vehicles	Vans	Light-Duty Van	1	EA	Vans, Minivan, 15 ft, ID 39	Baker County Council on Aging	2010	\$54,989.16
Revenue Vehicles	Vans	Light-Duty Van	1	EA	Vans, Minivan, 15 ft, ID 4	Baker County Council on Aging	2006	\$54,989.16
Revenue Vehicles	Vans	Light-Duty Van	1	EA	Vans, Minivan, 15 ft, ID 4	Baker County Council on Aging	2010	\$54,989.16
Revenue Vehicles	Vans	Light-Duty Van	1	EA	Vans, Minivan, 15 ft, ID 4	Baker County Council on Aging	2010	\$54,989.16
Revenue Vehicles	Vans	Light-Duty Van	1	EA	Vans, Minivan, 15 ft, ID 4	Baker County Council on Aging	2015	\$54,989.16
Revenue Vehicles	Vans	Light-Duty Van	1	EA	Vans, Minivan, 15 ft, ID 4	Baker County Council on Aging	2016	\$54,989.16
Revenue Vehicles	Bus	Bus	1	EA	Bus, 30 ft, ID 1601	Big Bend Transit	2016	\$397,793.95
Revenue Vehicles	Bus	Bus	1	EA	Bus, 30 ft, ID 1709	Big Bend Transit	2017	\$89,108.04
Revenue Vehicles	Bus	Bus	1	EA	Bus, 32 ft, ID 1805	Big Bend Transit	2018	\$89,108.04
Revenue Vehicles	Bus	Bus	1	EA	Bus, 35 ft, ID 1909	Big Bend Transit	2019	\$89,108.04
Revenue Vehicles	Bus	Bus	1	EA	Bus, 42 ft, ID 1013	Big Bend Transit	2010	\$630,056.83
Revenue Vehicles	Bus	Bus	1	EA	Bus, 42 ft, ID 1014	Big Bend Transit	2010	\$630,056.83
Revenue Vehicles	Bus	Bus	1	EA	Bus, Cutaway, 21 ft, ID Bus 1005	Big Bend Transit	2010	\$89,108.04
Revenue Vehicles	Bus	Bus	1	EA	Bus, Cutaway, 21 ft, ID Bus 1005a	Big Bend Transit	2010	\$89,108.04
Revenue Vehicles	Bus	Bus	1	EA	Bus, Cutaway, 21 ft, ID Bus 1005b	Big Bend Transit	2010	\$89,108.04
Revenue Vehicles	Bus	Bus	1	EA	Bus, Cutaway, 21 ft, ID Bus 1701	Big Bend Transit	2017	\$89,108.04
Revenue Vehicles	Bus	Bus	1	EA	Bus, Cutaway, 21 ft, ID Bus 1702	Big Bend Transit	2016	\$89,108.04
Revenue Vehicles	Bus	Bus	1	EA	Bus, Cutaway, 21 ft, ID Bus 1703	Big Bend Transit	2017	\$89,108.04
Revenue Vehicles	Bus	Bus	1	EA	Bus, Cutaway, 21 ft, ID Bus 1704	Big Bend Transit	2016	\$89,108.04
Revenue Vehicles	Bus	Bus	1	EA	Bus, Cutaway, 21 ft, ID Bus 1705	Big Bend Transit	2016	\$89,108.04



Asset Category	Asset Class	Asset Name	Quantity	Units	Description	Asset Owner	Year Acquired	Total Replacement Cost/Value
Revenue Vehicles	Bus	Bus	1	EA	Bus, Cutaway, 21 ft, ID Bus 1706	Big Bend Transit	2016	\$89,108.04
Revenue Vehicles	Bus	Bus	1	EA	Bus, Cutaway, 21 ft, ID Bus 1707	Big Bend Transit	2016	\$89,108.04
Revenue Vehicles	Bus	Bus	1	EA	Bus, Cutaway, 21 ft, ID Bus 1708	Big Bend Transit	2017	\$89,108.04
Revenue Vehicles	Bus	Bus	1	EA	Bus, Cutaway, 23 ft, ID 1301	Big Bend Transit	2013	\$89,108.04
Revenue Vehicles	Bus	Bus	1	EA	Bus, Cutaway, 23 ft, ID 1302	Big Bend Transit	2013	\$89,108.04
Revenue Vehicles	Bus	Bus	1	EA	Bus, Cutaway, 23 ft, ID 1303	Big Bend Transit	2013	\$89,108.04
Revenue Vehicles	Bus	Bus	1	EA	Bus, Cutaway, 23 ft, ID 1408	Big Bend Transit	2014	\$89,108.04
Revenue Vehicles	Bus	Bus	1	EA	Bus, Cutaway, 23 ft, ID 1409	Big Bend Transit	2014	\$89,108.04
Revenue Vehicles	Bus	Bus	1	EA	Bus, Cutaway, 23 ft, ID 1910	Big Bend Transit	2019	\$89,108.04
Revenue Vehicles	Bus	Bus	1	EA	Bus, Cutaway, 23 ft, ID Bus 1011	Big Bend Transit	2010	\$89,108.04
Revenue Vehicles	Bus	Bus	1	EA	Bus, Cutaway, 23 ft, ID Bus 1011a	Big Bend Transit	2010	\$89,108.04
Revenue Vehicles	Bus	Bus	1	EA	Bus, Cutaway, 23 ft, ID Bus 1011b	Big Bend Transit	2010	\$89,108.04
Revenue Vehicles	Bus	Bus	1	EA	Bus, Cutaway, 23 ft, ID Bus 1011c	Big Bend Transit	2010	\$89,108.04
Revenue Vehicles	Bus	Bus	1	EA	Bus, Cutaway, 23 ft, ID Bus 1011d	Big Bend Transit	2011	\$89,108.04
Revenue Vehicles	Bus	Bus	1	EA	Bus, Cutaway, 23 ft, ID Bus 1102	Big Bend Transit	2011	\$89,108.04
Revenue Vehicles	Bus	Bus	1	EA	Bus, Cutaway, 23 ft, ID Bus 1201	Big Bend Transit	2012	\$89,108.04
Revenue Vehicles	Bus	Bus	1	EA	Bus, Cutaway, 23 ft, ID Bus 1202	Big Bend Transit	2012	\$89,108.04
Revenue Vehicles	Bus	Bus	1	EA	Bus, Cutaway, 23 ft, ID Bus 1203	Big Bend Transit	2013	\$89,108.04
Revenue Vehicles	Bus	Bus	1	EA	Bus, Cutaway, 23 ft, ID Bus 1401	Big Bend Transit	2014	\$89,108.04
Revenue Vehicles	Bus	Bus	1	EA	Bus, Cutaway, 23 ft, ID Bus 1402	Big Bend Transit	2014	\$89,108.04
Revenue Vehicles	Bus	Bus	1	EA	Bus, Cutaway, 23 ft, ID Bus 1403	Big Bend Transit	2014	\$89,108.04
Revenue Vehicles	Bus	Bus	1	EA	Bus, Cutaway, 23 ft, ID Bus 1404	Big Bend Transit	2014	\$89,108.04
Revenue Vehicles	Bus	Bus	1	EA	Bus, Cutaway, 23 ft, ID Bus 1405	Big Bend Transit	2014	\$89,108.04
Revenue Vehicles	Bus	Bus	1	EA	Bus, Cutaway, 23 ft, ID Bus 1406	Big Bend Transit	2014	\$89,108.04
Revenue Vehicles	Bus	Bus	1	EA	Bus, Cutaway, 23 ft, ID Bus 1407	Big Bend Transit	2014	\$89,108.04
Revenue Vehicles	Bus	Bus	1	EA	Bus, Cutaway, 23 ft, ID Bus 1410	Big Bend Transit	2014	\$89,108.04
Revenue Vehicles	Bus	Bus	1	EA	Bus, Cutaway, 23 ft, ID Bus 1411	Big Bend Transit	2008	\$89,108.04
Revenue Vehicles	Bus	Bus	1	EA	Bus, Cutaway, 23 ft, ID Bus 1503	Big Bend Transit	2015	\$89,108.04
Revenue Vehicles	Bus	Bus	1	EA	Bus, Cutaway, 23 ft, ID Bus 1504	Big Bend Transit	2015	\$89,108.04
Revenue Vehicles	Bus	Bus	1	EA	Bus, Cutaway, 23 ft, ID Bus 1505	Big Bend Transit	2016	\$89,108.04
Revenue Vehicles	Bus	Bus	1	EA	Bus, Cutaway, 23 ft, ID Bus 1605	Big Bend Transit	2017	\$89,108.04
Revenue Vehicles	Bus	Bus	1	EA	Bus, Cutaway, 23 ft, ID Bus 1801	Big Bend Transit	2017	\$89,108.04
Revenue Vehicles	Bus	Bus	1	EA	Bus, Cutaway, 23 ft, ID Bus 1802	Big Bend Transit	2017	\$89,108.04
Revenue Vehicles	Bus	Bus	1	EA	Bus, Cutaway, 23 ft, ID Bus 1803	Big Bend Transit	2017	\$89,108.04
Revenue Vehicles	Bus	Bus	1	EA	Bus, Cutaway, 23 ft, ID Bus 1804	Big Bend Transit	2017	\$89,108.04
Revenue Vehicles	Bus	Bus	1	EA	Bus, Cutaway, 23 ft, ID Bus 1806	Big Bend Transit	2017	\$89,108.04
Revenue Vehicles	Bus	Bus	1	EA	Bus, Cutaway, 23 ft, ID Bus 1807	Big Bend Transit	2017	\$89,108.04
Revenue Vehicles	Bus	Bus	1	EA	Bus, Cutaway, 23 ft, ID Bus 1808	Big Bend Transit	2019	\$89,108.04
Revenue Vehicles	Bus	Bus	1	EA	Bus, Cutaway, 23 ft, ID Bus 1901	Big Bend Transit	2019	\$89,108.04
Revenue Vehicles	Bus	Bus	1	EA	Bus, Cutaway, 23 ft, ID Bus 1902	Big Bend Transit	2019	\$89,108.04



Asset Category	Asset Class	Asset Name	Quantity	Units	Description	Asset Owner	Year Acquired	Total Replacement Cost/Value
Revenue Vehicles	Bus	Bus	1	EA	Bus, Cutaway, 23 ft, ID Bus 1903	Big Bend Transit	2019	\$89,108.04
Revenue Vehicles	Bus	Bus	1	EA	Bus, Cutaway, 23 ft, ID Bus 1904	Big Bend Transit	2019	\$89,108.04
Revenue Vehicles	Bus	Bus	1	EA	Bus, Cutaway, 23 ft, ID Bus 1905	Big Bend Transit	2019	\$89,108.04
Revenue Vehicles	Bus	Bus	1	EA	Bus, Cutaway, 23 ft, ID Bus 1906	Big Bend Transit	2019	\$89,108.04
Revenue Vehicles	Bus	Bus	1	EA	Bus, Cutaway, 23 ft, ID Bus 1907	Big Bend Transit	2019	\$89,108.04
Revenue Vehicles	Bus	Bus	1	EA	Bus, Cutaway, 23 ft, ID Bus 1908	Big Bend Transit	2019	\$89,108.04
Revenue Vehicles	Bus	Bus	1	EA	Bus, Cutaway, 23 ft, ID Bus 1910	Big Bend Transit	2019	\$89,108.04
Revenue Vehicles	Bus	Bus	1	EA	Bus, Cutaway, 23 ft, ID Bus 1911	Big Bend Transit	2019	\$89,108.04
Revenue Vehicles	Bus	Bus	1	EA	Bus, Cutaway, 23 ft, ID Bus 1912	Big Bend Transit	2019	\$89,108.04
Revenue Vehicles	Bus	Bus	1	EA	Bus, Cutaway, 23 ft, ID Bus 1913	Big Bend Transit	2019	\$89,108.04
Revenue Vehicles	Bus	Bus	1	EA	Bus, Cutaway, 23 ft, ID Bus 1914	Big Bend Transit	2019	\$89,108.04
Revenue Vehicles	Bus	Bus	1	EA	Bus, Cutaway, 23 ft, ID Bus 810	Big Bend Transit	2015	\$89,108.04
Revenue Vehicles	Bus	Bus	1	EA	Bus, Cutaway, 23 ft, ID Bus 905	Big Bend Transit	2009	\$89,108.04
Revenue Vehicles	Bus	Bus	1	EA	Bus, Cutaway, 23 ft, ID Bus 905a	Big Bend Transit	2008	\$89,108.04
Revenue Vehicles	Bus	Bus	1	EA	Bus, Cutaway, 23 ft, ID Bus 906	Big Bend Transit	2009	\$89,108.04
Revenue Vehicles	Bus	Bus	1	EA	Bus, Cutaway, 23 ft, ID Bus 906a	Big Bend Transit	2010	\$89,108.04
Revenue Vehicles	Vans	Light-Duty Van	1	EA	Van, Minivan, 19 ft, ID 1501	Big Bend Transit	2015	\$54,989.16
Revenue Vehicles	Vans	Light-Duty Van	1	EA	Van, Minivan, 19 ft, ID 1502	Big Bend Transit	2016	\$54,989.16
Revenue Vehicles	Vans	Light-Duty Van	1	EA	Van, Minivan, 19 ft, ID 1602	Big Bend Transit	2015	\$54,989.16
Revenue Vehicles	Vans	Light-Duty Van	1	EA	Van, Minivan, 19 ft, ID 1603	Big Bend Transit	2016	\$54,989.16
Revenue Vehicles	Vans	Light-Duty Van	1	EA	Van, Minivan, 19 ft, ID 1604	Big Bend Transit	2017	\$54,989.16
Revenue Vehicles	Vans	Medium-Duty Van	1	EA	Van, Medium-Duty Van, 12 ft, ID 08553	Big Bend Transit	2014	\$95,325.14
Revenue Vehicles	Vans	Medium-Duty Van	1	EA	Van, Medium-Duty Van, 12 ft, ID 14109	Big Bend Transit	2018	\$95,325.14
Revenue Vehicles	Vans	Medium-Duty Van	1	EA	Van, Medium-Duty Van, 12 ft, ID 14110	Big Bend Transit	2018	\$95,325.14
Revenue Vehicles	Vans	Medium-Duty Van	1	EA	Van, Medium-Duty Van, 12 ft, ID 18004	Big Bend Transit	2013	\$95,325.14
Revenue Vehicles	Vans	Medium-Duty Van	1	EA	Van, Medium-Duty Van, 12 ft, ID 33937	Big Bend Transit	2011	\$95,325.14
Revenue Vehicles	Vans	Medium-Duty Van	1	EA	Van, Medium-Duty Van, 12 ft, ID 33938	Big Bend Transit	2011	\$95,325.14
Revenue Vehicles	Vans	Medium-Duty Van	1	EA	Van, Medium-Duty Van, 12 ft, ID 45401	Big Bend Transit	2011	\$95,325.14
Revenue Vehicles	Vans	Medium-Duty Van	1	EA	Van, Medium-Duty Van, 12 ft, ID 48153	Big Bend Transit	2012	\$95,325.14
Revenue Vehicles	Vans	Medium-Duty Van	1	EA	Van, Medium-Duty Van, 12 ft, ID 82068	Big Bend Transit	2011	\$95,325.14
Revenue Vehicles	Vans	Medium-Duty Van	1	EA	Van, Medium-Duty Van, 18 ft, ID 0811	Big Bend Transit	2008	\$95,325.14
Revenue Vehicles	Vans	Medium-Duty Van	1	EA	Van, Medium-Duty Van, 18 ft, ID 0811	Big Bend Transit	2006	\$95,325.14
Revenue Vehicles	Vans	Medium-Duty Van	1	EA	Van, Medium-Duty Van, 18 ft, ID 0812	Big Bend Transit	2009	\$95,325.14
Revenue Vehicles	Vans	Medium-Duty Van	1	EA	Van, Medium-Duty Van, 18 ft, ID 0813	Big Bend Transit	2009	\$95,325.14
Revenue Vehicles	Vans	Medium-Duty Van	1	EA	Van, Medium-Duty Van, 18 ft, ID 0813	Big Bend Transit	2009	\$95,325.14
Revenue Vehicles	Vans	Medium-Duty Van	1	EA	Van, Medium-Duty Van, 18 ft, ID 0814	Big Bend Transit	2009	\$95,325.14
Revenue Vehicles	Vans	Medium-Duty Van	1	EA	Van, Medium-Duty Van, 18 ft, ID 0910	Big Bend Transit	2009	\$95,325.14
Revenue Vehicles	Vans	Medium-Duty Van	1	EA	Van, Medium-Duty Van, 18 ft, ID 0911	Big Bend Transit	2009	\$95,325.14
Revenue Vehicles	Vans	Medium-Duty Van	1	EA	Van, Medium-Duty Van, 18 ft, ID 0913	Big Bend Transit	2009	\$95,325.14
Revenue Vehicles	Vans	Medium-Duty Van	1	EA	Van, Medium-Duty Van, 18 ft, ID 89552	Big Bend Transit	2009	\$95,325.14
Revenue Vehicles	Vans	Medium-Duty Van	1	EA	Van, Medium-Duty Van, 18 ft, ID 89552a	Big Bend Transit	2009	\$95,325.14



Asset Category	Asset Class	Asset Name	Quantity	Units	Description	Asset Owner	Year Acquired	Total Replacement Cost/Value
Revenue Vehicles	Vans	Medium-Duty Van	1	EA	Van, Medium-Duty Van, 18 ft, ID 89552b	Big Bend Transit	2009	\$95,325.14
Revenue Vehicles	Vans	Medium-Duty Van	1	EA	Van, Medium-Duty Van, 23 ft, ID 1915	Big Bend Transit	2019	\$95,325.14
Revenue Vehicles	Vans	Medium-Duty Van	1	EA	Van, Medium-Duty Van, 23 ft, ID 1916	Big Bend Transit	2019	\$95,325.14
Revenue Vehicles	Bus	Bus	1	EA	Bus, 21 ft, ID 10	Calhoun County Senior Citizens Association	2016	\$89,108.04
Revenue Vehicles	Bus	Bus	1	EA	Bus, 21 ft, ID 2	Calhoun County Senior Citizens Association	2016	\$89,108.04
Revenue Vehicles	Bus	Bus	1	EA	Bus, 21 ft, ID 7	Calhoun County Senior Citizens Association	2010	\$89,108.04
Revenue Vehicles	Bus	Bus	1	EA	Bus, 21 ft, ID 7	Calhoun County Senior Citizens Association	2013	\$89,108.04
Revenue Vehicles	Bus	Bus	1	EA	Bus, 21 ft, ID 7	Calhoun County Senior Citizens Association	2010	\$89,108.04
Revenue Vehicles	Bus	Bus	1	EA	Bus, 21 ft, ID 7	Calhoun County Senior Citizens Association	2013	\$89,108.04
Revenue Vehicles	Bus	Bus	1	EA	Bus, 21 ft, ID 7	Calhoun County Senior Citizens Association	2016	\$89,108.04
Revenue Vehicles	Bus	Bus	1	EA	Bus, 21 ft, ID 7	Calhoun County Senior Citizens Association	2016	\$89,108.04
Revenue Vehicles	Bus	Bus	1	EA	Bus, Cutaway, 21 ft, ID Bus 1	Calhoun County Senior Citizens Association	2016	\$89,108.04
Revenue Vehicles	Bus	Bus	1	EA	Bus, Cutaway, 21 ft, ID Bus 2	Calhoun County Senior Citizens Association	2016	\$89,108.04
Revenue Vehicles	Vans	Automobile	1	EA	Vans, Automobile, 16 ft, ID 14	Calhoun County Senior Citizens Association	2012	\$90,882.55
Revenue Vehicles	Vans	Automobile	1	EA	Vans, Automobile, 16 ft, ID 14	Calhoun County Senior Citizens Association	2012	\$90,882.55
Revenue Vehicles	Vans	Automobile	1	EA	Vans, Automobile, 16 ft, ID 22	Calhoun County Senior Citizens Association	2018	\$90,882.55
Revenue Vehicles	Vans	Automobile	1	EA	Vans, Automobile, 16 ft, ID 22	Calhoun County Senior Citizens Association	2018	\$90,882.55
Revenue Vehicles	Vans	Automobile	1	EA	Vans, Automobile, 17 ft, ID 1	Calhoun County Senior Citizens Association	2015	\$90,882.55
Revenue Vehicles	Vans	Automobile	1	EA	Vans, Automobile, 17 ft, ID 1	Calhoun County Senior Citizens Association	2015	\$90,882.55
Revenue Vehicles	Vans	Medium-Duty Van	1	EA	Bus, Medium-Duty Van, 16 ft, ID Van 5	Calhoun County Senior Citizens Association	2010	\$95,325.14
Revenue Vehicles	Vans	Medium-Duty Van	1	EA	Bus, Medium-Duty Van, 20 ft, ID 12	Calhoun County Senior Citizens Association	2007	\$95,325.14
Revenue Vehicles	Vans	Medium-Duty Van	1	EA	Bus, Medium-Duty Van, 20 ft, ID 21	Calhoun County Senior Citizens Association	2009	\$95,325.14
Revenue Vehicles	Vans	Medium-Duty Van	1	EA	Bus, Medium-Duty Van, 20 ft, ID 21	Calhoun County Senior Citizens Association	2016	\$95,325.14
Revenue Vehicles	Vans	Medium-Duty Van	1	EA	Bus, Medium-Duty Van, 20 ft, ID 21	Calhoun County Senior Citizens Association	2017	\$95,325.14
Revenue Vehicles	Vans	Medium-Duty Van	1	EA	Bus, Medium-Duty Van, 20 ft, ID 21	Calhoun County Senior Citizens Association	2017	\$95,325.14
Revenue Vehicles	Vans	Medium-Duty Van	1	EA	Bus, Medium-Duty Van, 20 ft, ID 21	Calhoun County Senior Citizens Association	2007	\$95,325.14
Revenue Vehicles	Vans	Medium-Duty Van	1	EA	Bus, Medium-Duty Van, 20 ft, ID 21	Calhoun County Senior Citizens Association	2009	\$95,325.14



Asset Category	Asset Class	Asset Name	Quantity	Units	Description	Asset Owner	Year Acquired	Total Replacement Cost/Value
Revenue Vehicles	Vans	Medium-Duty Van	1	EA	Bus, Medium-Duty Van, 20 ft, ID 21	Calhoun County Senior Citizens Association	2011	\$95,325.14
Revenue Vehicles	Vans	Medium-Duty Van	1	EA	Bus, Medium-Duty Van, 20 ft, ID 21	Calhoun County Senior Citizens Association	2011	\$95,325.14
Revenue Vehicles	Vans	Medium-Duty Van	1	EA	Bus, Medium-Duty Van, 20 ft, ID 21	Calhoun County Senior Citizens Association	2016	\$95,325.14
Revenue Vehicles	Vans	Medium-Duty Van	1	EA	Bus, Medium-Duty Van, 20 ft, ID 21	Calhoun County Senior Citizens Association	2017	\$95,325.14
Revenue Vehicles	Vans	Medium-Duty Van	1	EA	Bus, Medium-Duty Van, 20 ft, ID 21	Calhoun County Senior Citizens Association	2017	\$95,325.14
Revenue Vehicles	Vans	Medium-Duty Van	1	EA	Bus, Medium-Duty Van, 20 ft, ID 3	Calhoun County Senior Citizens Association	2011	\$95,325.14
Revenue Vehicles	Vans	Medium-Duty Van	1	EA	Bus, Medium-Duty Van, 20 ft, ID 4	Calhoun County Senior Citizens Association	2011	\$95,325.14
Revenue Vehicles	Vans	Medium-Duty Van	1	EA	Bus, Medium-Duty Van, 20 ft, ID Van 1	Calhoun County Senior Citizens Association	2007	\$95,325.14
Revenue Vehicles	Vans	Medium-Duty Van	1	EA	Bus, Medium-Duty Van, 20 ft, ID Van 13	Calhoun County Senior Citizens Association	2016	\$95,325.14
Revenue Vehicles	Vans	Medium-Duty Van	1	EA	Bus, Medium-Duty Van, 20 ft, ID Van 14	Calhoun County Senior Citizens Association	2016	\$95,325.14
Revenue Vehicles	Vans	Medium-Duty Van	1	EA	Bus, Medium-Duty Van, 20 ft, ID Van 2	Calhoun County Senior Citizens Association	2007	\$95,325.14
Revenue Vehicles	Vans	Medium-Duty Van	1	EA	Bus, Medium-Duty Van, 20 ft, ID Van 3	Calhoun County Senior Citizens Association	2009	\$95,325.14
Revenue Vehicles	Vans	Medium-Duty Van	1	EA	Bus, Medium-Duty Van, 20 ft, ID Van 4	Calhoun County Senior Citizens Association	2010	\$95,325.14
Revenue Vehicles	Vans	Medium-Duty Van	1	EA	Bus, Medium-Duty Van, 20 ft, ID Van 6	Calhoun County Senior Citizens Association	2011	\$95,325.14
Revenue Vehicles	Vans	Medium-Duty Van	1	EA	Bus, Medium-Duty Van, 20 ft, ID Van 7	Calhoun County Senior Citizens Association	2011	\$95,325.14
Revenue Vehicles	Vans	Medium-Duty Van	1	EA	Bus, Medium-Duty Van, 20 ft, ID Van 8	Calhoun County Senior Citizens Association	2013	\$95,325.14
Revenue Vehicles	Vans	Medium-Duty Van	1	EA	Bus, Medium-Duty Van, 20 ft, ID Van 9	Calhoun County Senior Citizens Association	2015	\$95,325.14
Revenue Vehicles	Vans	Sports Utility Vehicle	1	EA	Vans, Sport Utility Vehicle, ID Van 10	Calhoun County Senior Citizens Association	2012	\$90,882.55
Revenue Vehicles	Bus	Bus	1	EA	Bus, Cutaway, 20 ft, ID Bus 1	Central Florida Regional Planning Council	2016	\$89,108.04
Revenue Vehicles	Bus	Bus	1	EA	Bus, Cutaway, 20 ft, ID Bus 2	Central Florida Regional Planning Council	2016	\$89,108.04
Revenue Vehicles	Bus	Bus	1	EA	Bus, Cutaway, 24 ft, ID Bus 4	Central Florida Regional Planning Council	2010	\$89,108.04
Revenue Vehicles	Bus	Bus	1	EA	Bus, Cutaway, 24 ft, ID Bus 3	Central Florida Regional Planning Council	2013	\$89,108.04
Revenue Vehicles	Vans	Light-Duty Van	1	EA	Vans, Minivan, 14 ft, ID Van 7	Central Florida Regional Planning Council	2008	\$54,989.16
Revenue Vehicles	Vans	Light-Duty Van	1	EA	Vans, Minivan, 16 ft, ID Van 10	Central Florida Regional Planning Council	2012	\$54,989.16
Revenue Vehicles	Vans	Light-Duty Van	1	EA	Vans, Minivan, 16 ft, ID Van 11	Central Florida Regional Planning Council	2012	\$54,989.16
Revenue Vehicles	Vans	Light-Duty Van	1	EA	Vans, Minivan, 16 ft, ID Van 14	Central Florida Regional Planning Council	2013	\$54,989.16



Asset Category	Asset Class	Asset Name	Quantity	Units	Description	Asset Owner	Year Acquired	Total Replacement Cost/Value
Revenue Vehicles	Vans	Light-Duty Van	1	EA	Vans, Minivan, 16 ft, ID Van 15	Central Florida Regional Planning Council	2013	\$54,989.16
Revenue Vehicles	Vans	Light-Duty Van	1	EA	Vans, Minivan, 16 ft, ID Van 19	Central Florida Regional Planning Council	2011	\$54,989.16
Revenue Vehicles	Vans	Light-Duty Van	1	EA	Vans, Minivan, 16 ft, ID Van 20	Central Florida Regional Planning Council	2012	\$54,989.16
Revenue Vehicles	Vans	Light-Duty Van	1	EA	Vans, Minivan, 16 ft, ID Van 21	Central Florida Regional Planning Council	2016	\$54,989.16
Revenue Vehicles	Vans	Light-Duty Van	1	EA	Vans, Minivan, 16 ft, ID Van 22	Central Florida Regional Planning Council	2016	\$54,989.16
Revenue Vehicles	Vans	Light-Duty Van	1	EA	Vans, Minivan, 16 ft, ID Van 23	Central Florida Regional Planning Council	2016	\$54,989.16
Revenue Vehicles	Vans	Light-Duty Van	1	EA	Vans, Minivan, 16 ft, ID Van 24	Central Florida Regional Planning Council	2016	\$54,989.16
Revenue Vehicles	Vans	Light-Duty Van	1	EA	Vans, Minivan, 16 ft, ID Van 25	Central Florida Regional Planning Council	2016	\$54,989.16
Revenue Vehicles	Vans	Light-Duty Van	1	EA	Vans, Minivan, 16 ft, ID Van 26	Central Florida Regional Planning Council	2016	\$54,989.16
Revenue Vehicles	Vans	Light-Duty Van	1	EA	Vans, Minivan, 16 ft, ID Van 27	Central Florida Regional Planning Council	2016	\$54,989.16
Revenue Vehicles	Vans	Light-Duty Van	1	EA	Vans, Minivan, 16 ft, ID Van 28	Central Florida Regional Planning Council	2016	\$54,989.16
Revenue Vehicles	Vans	Light-Duty Van	1	EA	Vans, Minivan, 16 ft, ID Van 29	Central Florida Regional Planning Council	2017	\$54,989.16
Revenue Vehicles	Vans	Light-Duty Van	1	EA	Vans, Minivan, 16 ft, ID Van 3	Central Florida Regional Planning Council	2015	\$54,989.16
Revenue Vehicles	Vans	Light-Duty Van	1	EA	Vans, Minivan, 16 ft, ID Van 30	Central Florida Regional Planning Council	2018	\$54,989.16
Revenue Vehicles	Vans	Light-Duty Van	1	EA	Vans, Minivan, 16 ft, ID Van 31	Central Florida Regional Planning Council	2018	\$54,989.16
Revenue Vehicles	Vans	Light-Duty Van	1	EA	Vans, Minivan, 16 ft, ID Van 32	Central Florida Regional Planning Council	2018	\$54,989.16
Revenue Vehicles	Vans	Light-Duty Van	1	EA	Vans, Minivan, 16 ft, ID Van 33	Central Florida Regional Planning Council	2018	\$54,989.16
Revenue Vehicles	Vans	Light-Duty Van	1	EA	Vans, Minivan, 16 ft, ID Van 34	Central Florida Regional Planning Council	2018	\$54,989.16
Revenue Vehicles	Vans	Light-Duty Van	1	EA	Vans, Minivan, 16 ft, ID Van 35	Central Florida Regional Planning Council	2018	\$54,989.16
Revenue Vehicles	Vans	Light-Duty Van	1	EA	Vans, Minivan, 16 ft, ID Van 4	Central Florida Regional Planning Council	2015	\$54,989.16
Revenue Vehicles	Vans	Light-Duty Van	1	EA	Vans, Minivan, 16 ft, ID Van 5	Central Florida Regional Planning Council	2015	\$54,989.16
Revenue Vehicles	Vans	Light-Duty Van	1	EA	Vans, Minivan, 16 ft, ID Van 6	Central Florida Regional Planning Council	2015	\$54,989.16
Revenue Vehicles	Vans	Light-Duty Van	1	EA	Vans, Minivan, 17 ft, ID Van 1	Central Florida Regional Planning Council	2008	\$54,989.16
Revenue Vehicles	Vans	Light-Duty Van	1	EA	Vans, Minivan, 17 ft, ID Van 16	Central Florida Regional Planning Council	2014	\$54,989.16
Revenue Vehicles	Vans	Light-Duty Van	1	EA	Vans, Minivan, 17 ft, ID Van 17	Central Florida Regional Planning Council	2014	\$54,989.16
Revenue Vehicles	Vans	Light-Duty Van	1	EA	Vans, Minivan, 17 ft, ID Van 18	Central Florida Regional Planning Council	2014	\$54,989.16



Asset Category	Asset Class	Asset Name	Quantity	Units	Description	Asset Owner	Year Acquired	Total Replacement Cost/Value
Revenue Vehicles	Vans	Light-Duty Van	1	EA	Vans, Minivan, 17 ft, ID Van 2	Central Florida Regional Planning Council	2008	\$54,989.16
Revenue Vehicles	Vans	Medium-Duty Van	1	EA	Vans, Medium-Duty Van, 18 ft, ID Van 13	Central Florida Regional Planning Council	2011	\$95,325.14
Revenue Vehicles	Vans	Medium-Duty Van	1	EA	Vans, Medium-Duty Van, 18 ft, ID Van 8	Central Florida Regional Planning Council	2013	\$95,325.14
Revenue Vehicles	Vans	Medium-Duty Van	1	EA	Vans, Medium-Duty Van, 18 ft, ID Van 9	Central Florida Regional Planning Council	2013	\$95,325.14
Revenue Vehicles	Vans	Medium-Duty Van	1	EA	Vans, Medium-Duty Van, 19 ft, ID Van 12	Central Florida Regional Planning Council	2009	\$95,325.14
Revenue Vehicles	Bus	Bus	1	EA	Bus, Cutaway, 21 ft, ID 31	Gulf County ARC	2009	\$89,108.04
Revenue Vehicles	Bus	Bus	1	EA	Bus, Cutaway, 21 ft, ID 34	Gulf County ARC	2012	\$89,108.04
Revenue Vehicles	Bus	Bus	1	EA	Bus, Cutaway, 21 ft, ID 37	Gulf County ARC	2015	\$89,108.04
Revenue Vehicles	Bus	Bus	1	EA	Bus, Cutaway, 22 ft, ID 107	Gulf County ARC	2017	\$89,108.04
Revenue Vehicles	Bus	Bus	1	EA	Bus, Cutaway, 22 ft, ID 42	Gulf County ARC	2017	\$89,108.04
Revenue Vehicles	Bus	Bus	1	EA	Bus, Cutaway, 23 ft, ID 108	Gulf County ARC	2018	\$89,108.04
Revenue Vehicles	Bus	Bus	1	EA	Bus, Cutaway, 23 ft, ID 109	Gulf County ARC	2020	\$89,108.04
Revenue Vehicles	Bus	Bus	1	EA	Bus, Cutaway, 23 ft, ID 35	Gulf County ARC	2012	\$89,108.04
Revenue Vehicles	Bus	Bus	1	EA	Bus, Cutaway, 23 ft, ID 43	Gulf County ARC	2018	\$89,108.04
Revenue Vehicles	Bus	Bus	1	EA	Bus, Cutaway, 23 ft, ID 46	Gulf County ARC	2019	\$89,108.04
Revenue Vehicles	Vans	Automobile	1	EA	Vans, Automobile, 15 ft, ID 39	Gulf County ARC	2016	\$90,882.55
Revenue Vehicles	Vans	Light-Duty Van	1	EA	Van, Minivan, 18 ft, ID 101	Gulf County ARC	2012	\$54,989.16
Revenue Vehicles	Vans	Light-Duty Van	1	EA	Van, Minivan, 18 ft, ID 102	Gulf County ARC	2012	\$54,989.16
Revenue Vehicles	Vans	Light-Duty Van	1	EA	Van, Minivan, 18 ft, ID 103	Gulf County ARC	2012	\$54,989.16
Revenue Vehicles	Vans	Light-Duty Van	1	EA	Van, Minivan, 18 ft, ID 105	Gulf County ARC	2012	\$54,989.16
Revenue Vehicles	Vans	Light-Duty Van	1	EA	Van, Minivan, 18 ft, ID 106	Gulf County ARC	2016	\$54,989.16
Revenue Vehicles	Vans	Light-Duty Van	1	EA	Van, Minivan, 18 ft, ID 36	Gulf County ARC	2013	\$54,989.16
Revenue Vehicles	Vans	Light-Duty Van	1	EA	Van, Minivan, 18 ft, ID 40	Gulf County ARC	2016	\$54,989.16
Revenue Vehicles	Vans	Light-Duty Van	1	EA	Van, Minivan, 18 ft, ID 41	Gulf County ARC	2017	\$54,989.16
Revenue Vehicles	Vans	Light-Duty Van	1	EA	Van, Minivan, 18 ft, ID 44	Gulf County ARC	2018	\$54,989.16
Revenue Vehicles	Vans	Light-Duty Van	1	EA	Van, Minivan, 18 ft, ID 45	Gulf County ARC	2018	\$54,989.16
Revenue Vehicles	Vans	Light-Duty Van	1	EA	Van, Minivan, 28 ft, ID 38	Gulf County ARC	2015	\$54,989.16
Revenue Vehicles	Bus	Bus	1	EA	Bus, Cutaway, 22 ft, ID 118	Jackson County Transportation	2011	\$89,108.04
Revenue Vehicles	Bus	Bus	1	EA	Bus, Cutaway, 22 ft, ID 126	Jackson County Transportation	2012	\$89,108.04
Revenue Vehicles	Bus	Bus	1	EA	Bus, Cutaway, 22 ft, ID Bus 1	Jackson County Transportation	2014	\$89,108.04
Revenue Vehicles	Bus	Bus	1	EA	Bus, Cutaway, 23 ft, ID 131	Jackson County Transportation	2014	\$89,108.04
Revenue Vehicles	Bus	Bus	1	EA	Bus, Cutaway, 23 ft, ID 132	Jackson County Transportation	2014	\$89,108.04
Revenue Vehicles	Bus	Bus	1	EA	Bus, Cutaway, 23 ft, ID 133	Jackson County Transportation	2015	\$89,108.04
Revenue Vehicles	Bus	Bus	1	EA	Bus, Cutaway, 23 ft, ID 134	Jackson County Transportation	2015	\$89,108.04
Revenue Vehicles	Bus	Bus	1	EA	Bus, Cutaway, 23 ft, ID 140	Jackson County Transportation	2016	\$89,108.04
Revenue Vehicles	Bus	Bus	1	EA	Bus, Cutaway, 23 ft, ID 142	Jackson County Transportation	2016	\$89,108.04
Revenue Vehicles	Bus	Bus	1	EA	Bus, Cutaway, 23 ft, ID 143	Jackson County Transportation	2016	\$89,108.04
Revenue Vehicles	Bus	Bus	1	EA	Bus, Cutaway, 23 ft, ID 146	Jackson County Transportation	2017	\$89,108.04



Asset Category	Asset Class	Asset Name	Quantity	Units	Description	Asset Owner	Year Acquired	Total Replacement Cost/Value
Revenue Vehicles	Bus	Bus	1	EA	Bus, Cutaway, 23 ft, ID 147	Jackson County Transportation	2017	\$89,108.04
Revenue Vehicles	Bus	Bus	1	EA	Bus, Cutaway, 23 ft, ID 150	Jackson County Transportation	2019	\$89,108.04
Revenue Vehicles	Bus	Bus	1	EA	Bus, Cutaway, 23 ft, ID 150a	Jackson County Transportation	2019	\$89,108.04
Revenue Vehicles	Bus	Bus	1	EA	Bus, Cutaway, 23 ft, ID 151	Jackson County Transportation	2019	\$89,108.04
Revenue Vehicles	Bus	Bus	1	EA	Bus, Cutaway, 23 ft, ID 151a	Jackson County Transportation	2019	\$89,108.04
Revenue Vehicles	Bus	Bus	1	EA	Bus, Cutaway, 25 ft, ID 148	Jackson County Transportation	2018	\$89,108.04
Revenue Vehicles	Vans	Medium-Duty Van	1	EA	Vans, Medium-Duty Van, 17 ft, ID 141	Jackson County Transportation	2016	\$95,325.14
Revenue Vehicles	Vans	Medium-Duty Van	1	EA	Vans, Medium-Duty Van, 18 ft, ID 121	Jackson County Transportation	2011	\$95,325.14
Revenue Vehicles	Vans	Medium-Duty Van	1	EA	Vans, Medium-Duty Van, 18 ft, ID 137	Jackson County Transportation	2015	\$95,325.14
Revenue Vehicles	Vans	Medium-Duty Van	1	EA	Vans, Medium-Duty Van, 18 ft, ID 138	Jackson County Transportation	2015	\$95,325.14
Revenue Vehicles	Vans	Medium-Duty Van	1	EA	Vans, Medium-Duty Van, 18 ft, ID 139	Jackson County Transportation	2015	\$95,325.14
Revenue Vehicles	Vans	Medium-Duty Van	1	EA	Vans, Medium-Duty Van, 18 ft, ID 144	Jackson County Transportation	2016	\$95,325.14
Revenue Vehicles	Vans	Medium-Duty Van	1	EA	Vans, Medium-Duty Van, 18 ft, ID 145	Jackson County Transportation	2017	\$95,325.14
Revenue Vehicles	Vans	Medium-Duty Van	1	EA	Vans, Medium-Duty Van, 22 ft, ID 149	Jackson County Transportation	2019	\$95,325.14
Revenue Vehicles	Vans	Medium-Duty Van	1	EA	Vans, Medium-Duty Van, 22 ft, ID 152	Jackson County Transportation	2020	\$95,325.14
Revenue Vehicles	Vans	Medium-Duty Van	1	EA	Vans, Medium-Duty Van, 22 ft, ID 152a	Jackson County Transportation	2020	\$95,325.14
Revenue Vehicles	Vans	Sports Utility Vehicle	1	EA	Vans, Sports Utility Vehicle, 15 ft, ID 128	Jackson County Transportation	2013	\$90,882.55
Revenue Vehicles	Vans	Sports Utility Vehicle	1	EA	Vans, Sports Utility Vehicle, 17 ft, ID 129	Jackson County Transportation	2011	\$90,882.55
Revenue Vehicles	Bus	Bus	1	EA	Bus, 30 ft, ID 809	Key West Transit	2003	\$397,793.95
Revenue Vehicles	Bus	Bus	1	EA	Bus, 30 ft, ID 810	Key West Transit	2003	\$397,793.95
Revenue Vehicles	Bus	Bus	1	EA	Bus, 30 ft, ID 811	Key West Transit	2003	\$397,793.95
Revenue Vehicles	Bus	Bus	1	EA	Bus, 30 ft, ID 812	Key West Transit	2003	\$397,793.95
Revenue Vehicles	Bus	Bus	1	EA	Bus, 30 ft, ID 813	Key West Transit	2003	\$397,793.95
Revenue Vehicles	Bus	Bus	1	EA	Bus, 30 ft, ID 814	Key West Transit	2003	\$397,793.95
Revenue Vehicles	Bus	Bus	1	EA	Bus, 30 ft, ID 818	Key West Transit	2015	\$397,793.95
Revenue Vehicles	Bus	Bus	1	EA	Bus, 30 ft, ID 819	Key West Transit	2015	\$397,793.95
Revenue Vehicles	Bus	Bus	1	EA	Bus, 30 ft, ID 820	Key West Transit	2015	\$397,793.95
Revenue Vehicles	Bus	Bus	1	EA	Bus, 30 ft, ID 821	Key West Transit	2015	\$397,793.95
Revenue Vehicles	Bus	Bus	1	EA	Bus, 30 ft, ID 822	Key West Transit	2016	\$397,793.95
Revenue Vehicles	Bus	Bus	1	EA	Bus, 30 ft, ID 825	Key West Transit	2017	\$397,793.95
Revenue Vehicles	Bus	Bus	1	EA	Bus, 30 ft, ID 826	Key West Transit	2017	\$397,793.95
Revenue Vehicles	Bus	Bus	1	EA	Bus, 30 ft, ID 827	Key West Transit	2018	\$397,793.95
Revenue Vehicles	Bus	Bus	1	EA	Bus, 30 ft, ID 828	Key West Transit	2018	\$397,793.95
Revenue Vehicles	Bus	Bus	1	EA	Bus, 30 ft, ID 829	Key West Transit	2018	\$397,793.95
Revenue Vehicles	Bus	Bus	1	EA	Bus, 35 ft, ID 816	Key West Transit	2008	\$503,884.73
Revenue Vehicles	Bus	Bus	1	EA	Bus, 35 ft, ID 817	Key West Transit	2008	\$503,884.73
Revenue Vehicles	Bus	Bus	1	EA	Bus, 35 ft, ID 823	Key West Transit	2016	\$503,884.73
Revenue Vehicles	Bus	Bus	1	EA	Bus, 35 ft, ID 824	Key West Transit	2016	\$503,884.73
Revenue Vehicles	Bus	Bus	1	EA	Bus, 35 ft, ID 830	Key West Transit	2018	\$503,884.73
Revenue Vehicles	Bus	Bus	1	EA	Bus, Cutaway, 22 ft, ID Bus 1	Key West Transit	2017	\$89,108.04
Revenue Vehicles	Bus	Bus	1	EA	Bus, 30 ft, ID LCT 110	Levy County Transit	2016	\$397,793.95



Asset Category	Asset Class	Asset Name	Quantity	Units	Description	Asset Owner	Year Acquired	Total Replacement Cost/Value
Revenue Vehicles	Bus	Bus	1	EA	Bus, Cutaway, 22 ft, ID LCT 14	Levy County Transit	2019	\$89,108.04
Revenue Vehicles	Bus	Bus	1	EA	Bus, Cutaway, 22 ft, ID LCT 15	Levy County Transit	2019	\$89,108.04
Revenue Vehicles	Bus	Bus	1	EA	Bus, Cutaway, 23 ft, ID LCT 12	Levy County Transit	2018	\$89,108.04
Revenue Vehicles	Bus	Bus	1	EA	Bus, Cutaway, 23 ft, ID LCT 13	Levy County Transit	2018	\$89,108.04
Revenue Vehicles	Bus	Bus	1	EA	Bus, Cutaway, 23 ft, ID LCT 2	Levy County Transit	2014	\$89,108.04
Revenue Vehicles	Bus	Bus	1	EA	Bus, Cutaway, 23 ft, ID LCT 3	Levy County Transit	2014	\$89,108.04
Revenue Vehicles	Bus	Bus	1	EA	Bus, Cutaway, 23 ft, ID LCT 6	Levy County Transit	2015	\$89,108.04
Revenue Vehicles	Bus	Bus	1	EA	Bus, Cutaway, 23 ft, ID LCT 9	Levy County Transit	2016	\$89,108.04
Revenue Vehicles	Bus	Bus	1	EA	Bus, Cutaway, 24 ft, ID LCT 10	Levy County Transit	2017	\$89,108.04
Revenue Vehicles	Bus	Bus	1	EA	Bus, Cutaway, 24 ft, ID LCT 11	Levy County Transit	2017	\$89,108.04
Revenue Vehicles	Bus	Bus	1	EA	Bus, Cutaway, 24 ft, ID LCT 16	Levy County Transit	2019	\$89,108.04
Revenue Vehicles	Bus	Bus	1	EA	Bus, Cutaway, 24 ft, ID LCT 17	Levy County Transit	2019	\$89,108.04
Revenue Vehicles	Bus	Bus	1	EA	Bus, Cutaway, 24 ft, ID LCT 5	Levy County Transit	2015	\$89,108.04
Revenue Vehicles	Bus	Bus	1	EA	Bus, Cutaway, 24 ft, ID LCT 7	Levy County Transit	2016	\$89,108.04
Revenue Vehicles	Bus	Bus	1	EA	Bus, Cutaway, 24 ft, ID LCT 8	Levy County Transit	2016	\$89,108.04
Revenue Vehicles	Bus	Bus	1	EA	Bus, Cutaway, 19 ft, ID 77	Liberty County Transit	2015	\$89,108.04
Revenue Vehicles	Bus	Bus	1	EA	Bus, Cutaway, 21 ft, ID 71	Liberty County Transit	2013	\$89,108.04
Revenue Vehicles	Bus	Bus	1	EA	Bus, Cutaway, 21 ft, ID 81	Liberty County Transit	2017	\$89,108.04
Revenue Vehicles	Bus	Bus	1	EA	Bus, Cutaway, 21 ft, ID 82	Liberty County Transit	2019	\$89,108.04
Revenue Vehicles	Vans	Light-Duty Van	1	EA	Van, Minivan, 16 ft, ID 65	Liberty County Transit	2010	\$54,989.16
Revenue Vehicles	Vans	Light-Duty Van	1	EA	Van, Minivan, 16 ft, ID 78	Liberty County Transit	2015	\$54,989.16
Revenue Vehicles	Vans	Light-Duty Van	1	EA	Van, Minivan, 16 ft, ID 79	Liberty County Transit	2015	\$54,989.16
Revenue Vehicles	Vans	Light-Duty Van	1	EA	Van, Minivan, 17 ft, ID 72	Liberty County Transit	2012	\$54,989.16
Revenue Vehicles	Vans	Medium-Duty Van	1	EA	Van, Medium-Duty Van, 18 ft, ID 59	Liberty County Transit	2008	\$95,325.14
Revenue Vehicles	Vans	Medium-Duty Van	1	EA	Van, Medium-Duty Van, 18 ft, ID 61	Liberty County Transit	2009	\$95,325.14
Revenue Vehicles	Vans	Medium-Duty Van	1	EA	Van, Medium-Duty Van, 18 ft, ID 62	Liberty County Transit	2009	\$95,325.14
Revenue Vehicles	Vans	Medium-Duty Van	1	EA	Van, Medium-Duty Van, 18 ft, ID 63	Liberty County Transit	2009	\$95,325.14
Revenue Vehicles	Vans	Medium-Duty Van	1	EA	Van, Medium-Duty Van, 18 ft, ID 64	Liberty County Transit	2009	\$95,325.14
Revenue Vehicles	Vans	Medium-Duty Van	1	EA	Van, Medium-Duty Van, 18 ft, ID 66	Liberty County Transit	2010	\$95,325.14
Revenue Vehicles	Vans	Medium-Duty Van	1	EA	Van, Medium-Duty Van, 18 ft, ID 75	Liberty County Transit	2009	\$95,325.14
Revenue Vehicles	Vans	Sports Utility Vehicle	1	EA	Van, Sport Utility Vehicle, 16 ft, ID 70	Liberty County Transit	2013	\$90,882.55
Revenue Vehicles	Vans	Sports Utility Vehicle	1	EA	Van, Sport Utility Vehicle, 17 ft, ID 74	Liberty County Transit	2014	\$90,882.55
Revenue Vehicles	Bus	Bus	1	EA	Bus, Cutaway, 22 ft, ID 0000	Marion Transit	2017	\$89,108.04
Revenue Vehicles	Bus	Bus	1	EA	Bus, Cutaway, 22 ft, ID 1700	Marion Transit	2017	\$89,108.04
Revenue Vehicles	Bus	Bus	1	EA	Bus, Cutaway, 22 ft, ID 1701	Marion Transit	2017	\$89,108.04
Revenue Vehicles	Bus	Bus	1	EA	Bus, Cutaway, 22 ft, ID 1702	Marion Transit	2017	\$89,108.04
Revenue Vehicles	Bus	Bus	1	EA	Bus, Cutaway, 22 ft, ID 1703	Marion Transit	2017	\$89,108.04
Revenue Vehicles	Bus	Bus	1	EA	Bus, Cutaway, 23 ft, ID 0000	Marion Transit	2014	\$89,108.04
Revenue Vehicles	Bus	Bus	1	EA	Bus, Cutaway, 23 ft, ID 0000	Marion Transit	2016	\$89,108.04
Revenue Vehicles	Bus	Bus	1	EA	Bus, Cutaway, 23 ft, ID 1201	Marion Transit	2012	\$89,108.04
Revenue Vehicles	Bus	Bus	1	EA	Bus, Cutaway, 23 ft, ID 1202	Marion Transit	2012	\$89,108.04



Asset Category	Asset Class	Asset Name	Quantity	Units	Description	Asset Owner	Year Acquired	Total Replacement Cost/Value
Revenue Vehicles	Bus	Bus	1	EA	Bus, Cutaway, 23 ft, ID 1301	Marion Transit	2013	\$89,108.04
Revenue Vehicles	Bus	Bus	1	EA	Bus, Cutaway, 23 ft, ID 1302	Marion Transit	2013	\$89,108.04
Revenue Vehicles	Bus	Bus	1	EA	Bus, Cutaway, 23 ft, ID 1303	Marion Transit	2013	\$89,108.04
Revenue Vehicles	Bus	Bus	1	EA	Bus, Cutaway, 23 ft, ID 1304	Marion Transit	2013	\$89,108.04
Revenue Vehicles	Bus	Bus	1	EA	Bus, Cutaway, 23 ft, ID 1305	Marion Transit	2013	\$89,108.04
Revenue Vehicles	Bus	Bus	1	EA	Bus, Cutaway, 23 ft, ID 1306	Marion Transit	2013	\$89,108.04
Revenue Vehicles	Bus	Bus	1	EA	Bus, Cutaway, 23 ft, ID 1400	Marion Transit	2014	\$89,108.04
Revenue Vehicles	Bus	Bus	1	EA	Bus, Cutaway, 23 ft, ID 1401	Marion Transit	2014	\$89,108.04
Revenue Vehicles	Bus	Bus	1	EA	Bus, Cutaway, 23 ft, ID 1402	Marion Transit	2014	\$89,108.04
Revenue Vehicles	Bus	Bus	1	EA	Bus, Cutaway, 23 ft, ID 1403	Marion Transit	2014	\$89,108.04
Revenue Vehicles	Bus	Bus	1	EA	Bus, Cutaway, 23 ft, ID 1404	Marion Transit	2014	\$89,108.04
Revenue Vehicles	Bus	Bus	1	EA	Bus, Cutaway, 23 ft, ID 1405	Marion Transit	2014	\$89,108.04
Revenue Vehicles	Bus	Bus	1	EA	Bus, Cutaway, 23 ft, ID 1501	Marion Transit	2015	\$89,108.04
Revenue Vehicles	Bus	Bus	1	EA	Bus, Cutaway, 23 ft, ID 1502	Marion Transit	2015	\$89,108.04
Revenue Vehicles	Bus	Bus	1	EA	Bus, Cutaway, 23 ft, ID 1600	Marion Transit	2016	\$89,108.04
Revenue Vehicles	Bus	Bus	1	EA	Bus, Cutaway, 23 ft, ID 1601	Marion Transit	2016	\$89,108.04
Revenue Vehicles	Bus	Bus	1	EA	Bus, Cutaway, 23 ft, ID 1602	Marion Transit	2016	\$89,108.04
Revenue Vehicles	Bus	Bus	1	EA	Bus, Cutaway, 23 ft, ID 1603	Marion Transit	2016	\$89,108.04
Revenue Vehicles	Bus	Bus	1	EA	Bus, Cutaway, 24 ft, ID 1801	Marion Transit	2018	\$89,108.04
Revenue Vehicles	Bus	Bus	1	EA	Bus, Cutaway, 24 ft, ID 1802	Marion Transit	2018	\$89,108.04
Revenue Vehicles	Bus	Bus	1	EA	Bus, Cutaway, 24 ft, ID 1803	Marion Transit	2018	\$89,108.04
Revenue Vehicles	Bus	Bus	1	EA	Bus, Cutaway, 24 ft, ID 1804	Marion Transit	2018	\$89,108.04
Revenue Vehicles	Bus	Bus	1	EA	Bus, Cutaway, 24 ft, ID 1805	Marion Transit	2018	\$89,108.04
Revenue Vehicles	Bus	Bus	1	EA	Bus, Cutaway, 24 ft, ID 1900	Marion Transit	2019	\$89,108.04
Revenue Vehicles	Bus	Bus	1	EA	Bus, Cutaway, 24 ft, ID 1901	Marion Transit	2019	\$89,108.04
Revenue Vehicles	Bus	Bus	1	EA	Bus, Cutaway, 24 ft, ID 1902	Marion Transit	2019	\$89,108.04
Revenue Vehicles	Bus	Bus	1	EA	Bus, Cutaway, 24 ft, ID 1903	Marion Transit	2019	\$89,108.04
Revenue Vehicles	Bus	Bus	1	EA	Bus, Cutaway, 24 ft, ID 1904	Marion Transit	2019	\$89,108.04
Revenue Vehicles	Bus	Bus	1	EA	Bus, Cutaway, 24 ft, ID 2001	Marion Transit	2020	\$89,108.04
Revenue Vehicles	Bus	Bus	1	EA	Bus, Cutaway, 24 ft, ID 2002	Marion Transit	2020	\$89,108.04
Revenue Vehicles	Bus	Bus	1	EA	Bus, Cutaway, 24 ft, ID 2003	Marion Transit	2020	\$89,108.04
Revenue Vehicles	Bus	Bus	1	EA	Bus, Cutaway, 24 ft, ID 2004	Marion Transit	2020	\$89,108.04
Revenue Vehicles	Bus	Bus	1	EA	Bus, Cutaway, 24 ft, ID 2005	Marion Transit	2020	\$89,108.04
Revenue Vehicles	Vans	Light-Duty Van	1	EA	Vans, Minivan, 11 ft, ID 1205	Marion Transit	2012	\$54,989.16
Revenue Vehicles	Bus	Bus	1	EA	Bus, Cutaway, 21 ft, ID 52	Nassau County Council on Aging / Nassau County TRANSIT	2009	\$89,108.04
Revenue Vehicles	Bus	Bus	1	EA	Bus, Cutaway, 21 ft, ID 54	Nassau County Council on Aging / Nassau County TRANSIT	2009	\$89,108.04
Revenue Vehicles	Bus	Bus	1	EA	Bus, Cutaway, 21 ft, ID 62	Nassau County Council on Aging / Nassau County TRANSIT	2010	\$89,108.04
Revenue Vehicles	Bus	Bus	1	EA	Bus, Cutaway, 21 ft, ID 64	Nassau County Council on Aging / Nassau County TRANSIT	2011	\$89,108.04



Asset Category	Asset Class	Asset Name	Quantity	Units	Description	Asset Owner	Year Acquired	Total Replacement Cost/Value
Revenue Vehicles	Bus	Bus	1	EA	Bus, Cutaway, 23 ft, ID 53	Nassau County Council on Aging / Nassau County TRANSIT	2009	\$89,108.04
Revenue Vehicles	Bus	Bus	1	EA	Bus, Cutaway, 23 ft, ID 56	Nassau County Council on Aging / Nassau County TRANSIT	2009	\$89,108.04
Revenue Vehicles	Bus	Bus	1	EA	Bus, Cutaway, 23 ft, ID 58	Nassau County Council on Aging / Nassau County TRANSIT	2009	\$89,108.04
Revenue Vehicles	Bus	Bus	1	EA	Bus, Cutaway, 23 ft, ID 59	Nassau County Council on Aging / Nassau County TRANSIT	2010	\$89,108.04
Revenue Vehicles	Bus	Bus	1	EA	Bus, Cutaway, 23 ft, ID 61	Nassau County Council on Aging / Nassau County TRANSIT	2010	\$89,108.04
Revenue Vehicles	Bus	Bus	1	EA	Bus, Cutaway, 23 ft, ID 63	Nassau County Council on Aging / Nassau County TRANSIT	2011	\$89,108.04
Revenue Vehicles	Bus	Bus	1	EA	Bus, Cutaway, 23 ft, ID 65	Nassau County Council on Aging / Nassau County TRANSIT	2013	\$89,108.04
Revenue Vehicles	Bus	Bus	1	EA	Bus, Cutaway, 23 ft, ID 66	Nassau County Council on Aging / Nassau County TRANSIT	2013	\$89,108.04
Revenue Vehicles	Bus	Bus	1	EA	Bus, Cutaway, 23 ft, ID 69	Nassau County Council on Aging / Nassau County TRANSIT	2016	\$89,108.04
Revenue Vehicles	Bus	Bus	1	EA	Bus, Cutaway, 23 ft, ID 70	Nassau County Council on Aging / Nassau County TRANSIT	2016	\$89,108.04
Revenue Vehicles	Bus	Bus	1	EA	Bus, Cutaway, 23 ft, ID 71	Nassau County Council on Aging / Nassau County TRANSIT	2016	\$89,108.04
Revenue Vehicles	Bus	Bus	1	EA	Bus, Cutaway, 23 ft, ID 72	Nassau County Council on Aging / Nassau County TRANSIT	2017	\$89,108.04
Revenue Vehicles	Bus	Bus	1	EA	Bus, Cutaway, 26 ft, ID 73	Nassau County Council on Aging / Nassau County TRANSIT	2017	\$89,108.04
Revenue Vehicles	Bus	Bus	1	EA	Bus, Cutaway, 26 ft, ID 74	Nassau County Council on Aging / Nassau County TRANSIT	2019	\$89,108.04
Revenue Vehicles	Bus	Bus	1	EA	Bus, Cutaway, 26 ft, ID 75	Nassau County Council on Aging / Nassau County TRANSIT	2019	\$89,108.04
Revenue Vehicles	Bus	Bus	1	EA	Bus, Cutaway, 26 ft, ID 77	Nassau County Council on Aging / Nassau County TRANSIT	2019	\$89,108.04
Revenue Vehicles	Bus	Bus	1	EA	Bus, Cutaway, 26 ft, ID 78	Nassau County Council on Aging / Nassau County TRANSIT	2019	\$89,108.04
Revenue Vehicles	Bus	Bus	1	EA	Bus, Cutaway, 26 ft, ID 79	Nassau County Council on Aging / Nassau County TRANSIT	2019	\$89,108.04
Revenue Vehicles	Vans	Light-Duty Van	1	EA	Vans, Minivan, 16 ft, ID Van 57	Nassau County Council on Aging / Nassau County TRANSIT	2010	\$54,989.16
Revenue Vehicles	Vans	Light-Duty Van	1	EA	Vans, Minivan, 16 ft, ID Van 60	Nassau County Council on Aging / Nassau County TRANSIT	2010	\$54,989.16
Revenue Vehicles	Vans	Light-Duty Van	1	EA	Vans, Minivan, 16 ft, ID Van 67	Nassau County Council on Aging / Nassau County TRANSIT	2014	\$54,989.16
Revenue Vehicles	Vans	Light-Duty Van	1	EA	Vans, Minivan, 16 ft, ID Van 68	Nassau County Council on Aging / Nassau County TRANSIT	2014	\$54,989.16
Revenue Vehicles	Bus	Bus	1	EA	Bus, 30 ft, ID 28	Ride Solution (Putnam County)	2005	\$397,793.95
Revenue Vehicles	Bus	Bus	1	EA	Bus, 30 ft, ID 41	Ride Solution (Putnam County)	2019	\$397,793.95
Revenue Vehicles	Bus	Bus	1	EA	Bus, 30 ft, ID 42	Ride Solution (Putnam County)	2019	\$397,793.95
Revenue Vehicles	Bus	Bus	1	EA	Bus, 30 ft, ID 43	Ride Solution (Putnam County)	2019	\$397,793.95
Revenue Vehicles	Bus	Bus	1	EA	Bus, 30 ft, ID 44	Ride Solution (Putnam County)	2019	\$397,793.95
Revenue Vehicles	Bus	Bus	1	EA	Bus, 30 ft, ID 45	Ride Solution (Putnam County)	2019	\$397,793.95



Asset Category	Asset Class	Asset Name	Quantity	Units	Description	Asset Owner	Year Acquired	Total Replacement Cost/Value
Revenue Vehicles	Bus	Bus	1	EA	Bus, 31 ft, ID 37	Ride Solution (Putnam County)	2013	\$397,793.95
Revenue Vehicles	Bus	Bus	1	EA	Bus, 32 ft, ID 30	Ride Solution (Putnam County)	2010	\$397,793.95
Revenue Vehicles	Bus	Bus	1	EA	Bus, 32 ft, ID 38	Ride Solution (Putnam County)	2011	\$397,793.95
Revenue Vehicles	Bus	Bus	1	EA	Bus, 32 ft, ID 39	Ride Solution (Putnam County)	2011	\$397,793.95
Revenue Vehicles	Bus	Bus	1	EA	Bus, 32 ft, ID 40	Ride Solution (Putnam County)	2011	\$397,793.95
Revenue Vehicles	Bus	Bus	1	EA	Bus, 32 ft, ID 60	Ride Solution (Putnam County)	2010	\$397,793.95
Revenue Vehicles	Bus	Bus	1	EA	Bus, 32 ft, ID 61	Ride Solution (Putnam County)	2010	\$397,793.95
Revenue Vehicles	Bus	Bus	1	EA	Bus, Cutaway, 23 ft, ID 16	Ride Solution (Putnam County)	2019	\$89,108.04
Revenue Vehicles	Bus	Bus	1	EA	Bus, Cutaway, 23 ft, ID 17	Ride Solution (Putnam County)	2019	\$89,108.04
Revenue Vehicles	Bus	Bus	1	EA	Bus, Cutaway, 23 ft, ID 18	Ride Solution (Putnam County)	2017	\$89,108.04
Revenue Vehicles	Bus	Bus	1	EA	Bus, Cutaway, 23 ft, ID 19	Ride Solution (Putnam County)	2018	\$89,108.04
Revenue Vehicles	Bus	Bus	1	EA	Bus, Cutaway, 23 ft, ID 20	Ride Solution (Putnam County)	2018	\$89,108.04
Revenue Vehicles	Bus	Bus	1	EA	Bus, Cutaway, 23 ft, ID 21	Ride Solution (Putnam County)	2010	\$89,108.04
Revenue Vehicles	Bus	Bus	1	EA	Bus, Cutaway, 23 ft, ID 24	Ride Solution (Putnam County)	2010	\$89,108.04
Revenue Vehicles	Bus	Bus	1	EA	Bus, Cutaway, 23 ft, ID 25	Ride Solution (Putnam County)	2010	\$89,108.04
Revenue Vehicles	Bus	Bus	1	EA	Bus, Cutaway, 23 ft, ID 26	Ride Solution (Putnam County)	2010	\$89,108.04
Revenue Vehicles	Bus	Bus	1	EA	Bus, Cutaway, 23 ft, ID 27	Ride Solution (Putnam County)	2010	\$89,108.04
Revenue Vehicles	Bus	Bus	2	EA	Bus, Cutaway, 23 ft, ID 29	Ride Solution (Putnam County)	2010	\$89,108.04
Revenue Vehicles	Bus	Bus	1	EA	Bus, Cutaway, 23 ft, ID 33	Ride Solution (Putnam County)	2013	\$89,108.04
Revenue Vehicles	Bus	Bus	1	EA	Bus, Cutaway, 23 ft, ID 46	Ride Solution (Putnam County)	2020	\$89,108.04
Revenue Vehicles	Bus	Bus	1	EA	Bus, Cutaway, 23 ft, ID 47	Ride Solution (Putnam County)	2020	\$89,108.04
Revenue Vehicles	Bus	Bus	1	EA	Bus, Cutaway, 23 ft, ID 5	Ride Solution (Putnam County)	2013	\$89,108.04
Revenue Vehicles	Bus	Bus	1	EA	Bus, Cutaway, 23 ft, ID 58	Ride Solution (Putnam County)	2009	\$89,108.04
Revenue Vehicles	Bus	Bus	1	EA	Bus, Cutaway, 31 ft, ID 35	Ride Solution (Putnam County)	2014	\$89,108.04
Revenue Vehicles	Bus	Bus	1	EA	Bus, Cutaway, 31 ft, ID 35	Ride Solution (Putnam County)	2014	\$89,108.04
Revenue Vehicles	Bus	Bus	1	EA	Bus, Cutaway, 31 ft, ID 36	Ride Solution (Putnam County)	2014	\$89,108.04
Revenue Vehicles	Bus	Bus	1	EA	Bus, Cutaway, 31 ft, ID 36	Ride Solution (Putnam County)	2014	\$89,108.04
Revenue Vehicles	Vans	Medium-Duty Van	1	EA	Van, Medium-Duty Van, 17 ft, ID 6	Ride Solution (Putnam County)	2016	\$95,325.14
Revenue Vehicles	Vans	Medium-Duty Van	1	EA	Van, Medium-Duty Van, 17 ft, ID 7	Ride Solution (Putnam County)	2016	\$95,325.14
Revenue Vehicles	Vans	Medium-Duty Van	1	EA	Van, Medium-Duty Van, 17 ft, ID 8	Ride Solution (Putnam County)	2016	\$95,325.14
Revenue Vehicles	Vans	Medium-Duty Van	1	EA	Van, Medium-Duty Van, 17 ft, ID 9	Ride Solution (Putnam County)	2016	\$95,325.14
Revenue Vehicles	Vans	Medium-Duty Van	1	EA	Van, Medium-Duty Van, 19 ft, ID 14	Ride Solution (Putnam County)	2017	\$95,325.14
Revenue Vehicles	Vans	Medium-Duty Van	1	EA	Van, Medium-Duty Van, 19 ft, ID 15	Ride Solution (Putnam County)	2017	\$95,325.14
Revenue Vehicles	Bus	Bus	1	EA	Bus, Cutaway, 21 ft, ID 5429	Sumter County Transit	2013	\$89,108.04
Revenue Vehicles	Bus	Bus	1	EA	Bus, Cutaway, 21 ft, ID 5448	Sumter County Transit	2013	\$89,108.04
Revenue Vehicles	Bus	Bus	1	EA	Bus, Cutaway, 22 ft, ID 6091	Sumter County Transit	2016	\$89,108.04
Revenue Vehicles	Bus	Bus	1	EA	Bus, Cutaway, 22 ft, ID 6092	Sumter County Transit	2016	\$89,108.04
Revenue Vehicles	Bus	Bus	1	EA	Bus, Cutaway, 22 ft, ID 6093	Sumter County Transit	2016	\$89,108.04
Revenue Vehicles	Bus	Bus	1	EA	Bus, Cutaway, 22 ft, ID 6094	Sumter County Transit	2016	\$89,108.04
Revenue Vehicles	Bus	Bus	1	EA	Bus, Cutaway, 23 ft, ID 5595	Sumter County Transit	2014	\$89,108.04
Revenue Vehicles	Bus	Bus	1	EA	Bus, Cutaway, 23 ft, ID 5596	Sumter County Transit	2014	\$89,108.04



Asset Category	Asset Class	Asset Name	Quantity	Units	Description	Asset Owner	Year Acquired	Total Replacement Cost/Value
Revenue Vehicles	Bus	Bus	1	EA	Bus, Cutaway, 23 ft, ID 5771	Sumter County Transit	2015	\$89,108.04
Revenue Vehicles	Bus	Bus	1	EA	Bus, Cutaway, 23 ft, ID 5772	Sumter County Transit	2015	\$89,108.04
Revenue Vehicles	Bus	Bus	1	EA	Bus, Cutaway, 23 ft, ID 7071	Sumter County Transit	2017	\$89,108.04
Revenue Vehicles	Bus	Bus	1	EA	Bus, Cutaway, 23 ft, ID 7072	Sumter County Transit	2017	\$89,108.04
Revenue Vehicles	Bus	Bus	1	EA	Bus, Cutaway, 23 ft, ID 7379	Sumter County Transit	2019	\$89,108.04
Revenue Vehicles	Bus	Bus	1	EA	Bus, Cutaway, 23 ft, ID 7380	Sumter County Transit	2019	\$89,108.04
Revenue Vehicles	Bus	Bus	1	EA	Bus, Cutaway, 23 ft, ID 7381	Sumter County Transit	2019	\$89,108.04
Revenue Vehicles	Bus	Bus	1	EA	Bus, Cutaway, 23 ft, ID 7498	Sumter County Transit	2020	\$89,108.04
Revenue Vehicles	Bus	Bus	1	EA	Bus, Cutaway, 23 ft, ID 7500	Sumter County Transit	2020	\$89,108.04
Revenue Vehicles	Bus	Bus	1	EA	Bus, Cutaway, 23 ft, ID 7564	Sumter County Transit	2020	\$89,108.04
Revenue Vehicles	Vans	Medium-Duty Van	1	EA	Van, Medium-Duty Van, 23 ft, ID 7073	Sumter County Transit	2017	\$95,325.14
Revenue Vehicles	Vans	Medium-Duty Van	1	EA	Van, Medium-Duty Van, 23 ft, ID 7074	Sumter County Transit	2017	\$95,325.14
Revenue Vehicles	Vans	Medium-Duty Van	1	EA	Van, Medium-Duty Van, 23 ft, ID 7075	Sumter County Transit	2017	\$95,325.14
Revenue Vehicles	Bus	Bus	1	EA	Bus, 24 ft, ID B17	Suwannee River Economic Council	2015	\$397,793.95
Revenue Vehicles	Bus	Bus	1	EA	Bus, 24 ft, ID D141	Suwannee River Economic Council	2015	\$397,793.95
Revenue Vehicles	Bus	Bus	1	EA	Bus, 24 ft, ID D143	Suwannee River Economic Council	2017	\$397,793.95
Revenue Vehicles	Bus	Bus	1	EA	Bus, 24 ft, ID D145	Suwannee River Economic Council	2019	\$397,793.95
Revenue Vehicles	Bus	Bus	1	EA	Bus, 24 ft, ID D146	Suwannee River Economic Council	2019	\$397,793.95
Revenue Vehicles	Bus	Bus	1	EA	Bus, 24 ft, ID G142	Suwannee River Economic Council	2015	\$397,793.95
Revenue Vehicles	Bus	Bus	1	EA	Bus, 24 ft, ID U208	Suwannee River Economic Council	2015	\$397,793.95
Revenue Vehicles	Bus	Bus	1	EA	Bus, Cutaway, 22 ft, ID B05	Suwannee River Economic Council	2009	\$89,108.04
Revenue Vehicles	Bus	Bus	1	EA	Bus, Cutaway, 22 ft, ID B10	Suwannee River Economic Council	2010	\$89,108.04
Revenue Vehicles	Bus	Bus	1	EA	Bus, Cutaway, 22 ft, ID B12	Suwannee River Economic Council	2012	\$89,108.04
Revenue Vehicles	Bus	Bus	1	EA	Bus, Cutaway, 22 ft, ID B13	Suwannee River Economic Council	2011	\$89,108.04
Revenue Vehicles	Bus	Bus	1	EA	Bus, Cutaway, 22 ft, ID B15	Suwannee River Economic Council	2013	\$89,108.04
Revenue Vehicles	Bus	Bus	1	EA	Bus, Cutaway, 22 ft, ID B16	Suwannee River Economic Council	2015	\$89,108.04
Revenue Vehicles	Bus	Bus	1	EA	Bus, Cutaway, 22 ft, ID D136	Suwannee River Economic Council	2010	\$89,108.04
Revenue Vehicles	Bus	Bus	1	EA	Bus, Cutaway, 22 ft, ID D137	Suwannee River Economic Council	2011	\$89,108.04
Revenue Vehicles	Bus	Bus	1	EA	Bus, Cutaway, 22 ft, ID D138	Suwannee River Economic Council	2013	\$89,108.04
Revenue Vehicles	Bus	Bus	1	EA	Bus, Cutaway, 22 ft, ID G139	Suwannee River Economic Council	2013	\$89,108.04
Revenue Vehicles	Bus	Bus	1	EA	Bus, Cutaway, 22 ft, ID G140	Suwannee River Economic Council	2014	\$89,108.04
Revenue Vehicles	Bus	Bus	1	EA	Bus, Cutaway, 22 ft, ID L02	Suwannee River Economic Council	2013	\$89,108.04
Revenue Vehicles	Bus	Bus	1	EA	Bus, Cutaway, 22 ft, ID L10	Suwannee River Economic Council	2015	\$89,108.04
Revenue Vehicles	Bus	Bus	1	EA	Bus, Cutaway, 22 ft, ID U02	Suwannee River Economic Council	2011	\$89,108.04
Revenue Vehicles	Bus	Bus	1	EA	Bus, Cutaway, 22 ft, ID U207	Suwannee River Economic Council	2012	\$89,108.04
Revenue Vehicles	Bus	Bus	1	EA	Bus, Cutaway, 24 ft, ID B20	Suwannee River Economic Council	2020	\$89,108.04
Revenue Vehicles	Bus	Bus	1	EA	Bus, Cutaway, 24 ft, ID D147	Suwannee River Economic Council	2020	\$89,108.04
Revenue Vehicles	Bus	Bus	1	EA	Bus, Cutaway, 24 ft, ID G148	Suwannee River Economic Council	2020	\$89,108.04
Revenue Vehicles	Bus	Bus	1	EA	Bus, Cutaway, 24 ft, ID U210	Suwannee River Economic Council	2020	\$89,108.04
Revenue Vehicles	Vans	Light-Duty Van	1	EA	Van, Minivan, 17 ft, ID B18	Suwannee River Economic Council	2016	\$54,989.16
Revenue Vehicles	Vans	Light-Duty Van	1	EA	Van, Minivan, 17 ft, ID D144	Suwannee River Economic Council	2016	\$54,989.16



Asset Category	Asset Class	Asset Name	Quantity	Units	Description	Asset Owner	Year Acquired	Total Replacement Cost/Value
Revenue Vehicles	Vans	Light-Duty Van	1	EA	Van, Minivan, 17 ft, ID L05	Suwannee River Economic Council	2014	\$54,989.16
Revenue Vehicles	Vans	Light-Duty Van	1	EA	Van, Minivan, 17 ft, ID U03	Suwannee River Economic Council	2014	\$54,989.16
Revenue Vehicles	Vans	Light-Duty Van	1	EA	Van, Minivan, 18 ft, ID B205	Suwannee River Economic Council	2012	\$54,989.16
Revenue Vehicles	Vans	Medium-Duty Van	1	EA	Van, Medium-Duty Van, 18 ft, ID B06	Suwannee River Economic Council	2010	\$95,325.14
Revenue Vehicles	Vans	Medium-Duty Van	1	EA	Van, Medium-Duty Van, 18 ft, ID U01	Suwannee River Economic Council	2014	\$95,325.14
Revenue Vehicles	Vans	Medium-Duty Van	1	EA	Van, Medium-Duty Van, 22 ft, ID U204	Suwannee River Economic Council	2010	\$95,325.14
Revenue Vehicles	Bus	Bus	1	EA	Bus, 32 ft, ID 1029	Suwannee Valley Transit Authority	2010	\$397,793.95
Revenue Vehicles	Bus	Bus	1	EA	Bus, 32 ft, ID 1030	Suwannee Valley Transit Authority	2010	\$397,793.95
Revenue Vehicles	Bus	Bus	1	EA	Bus, 32 ft, ID 1031	Suwannee Valley Transit Authority	2010	\$397,793.95
Revenue Vehicles	Bus	Bus	1	EA	Bus, 33 ft, ID 27	Suwannee Valley Transit Authority	1997	\$503,884.73
Revenue Vehicles	Bus	Bus	1	EA	Bus, 33 ft, ID 5	Suwannee Valley Transit Authority	2003	\$503,884.73
Revenue Vehicles	Bus	Bus	1	EA	Bus, Cutaway, 21 ft, ID 11	Suwannee Valley Transit Authority	2009	\$89,108.04
Revenue Vehicles	Bus	Bus	1	EA	Bus, Cutaway, 21 ft, ID 14	Suwannee Valley Transit Authority	2011	\$89,108.04
Revenue Vehicles	Bus	Bus	1	EA	Bus, Cutaway, 21 ft, ID 15	Suwannee Valley Transit Authority	2019	\$89,108.04
Revenue Vehicles	Bus	Bus	1	EA	Bus, Cutaway, 21 ft, ID 46	Suwannee Valley Transit Authority	2015	\$89,108.04
Revenue Vehicles	Bus	Bus	1	EA	Bus, Cutaway, 21 ft, ID 6	Suwannee Valley Transit Authority	2016	\$89,108.04
Revenue Vehicles	Bus	Bus	1	EA	Bus, Cutaway, 22 ft, ID 1920	Suwannee Valley Transit Authority	2019	\$89,108.04
Revenue Vehicles	Bus	Bus	1	EA	Bus, Cutaway, 22 ft, ID 2021	Suwannee Valley Transit Authority	2019	\$89,108.04
Revenue Vehicles	Bus	Bus	1	EA	Bus, Cutaway, 23 ft, ID 1916	Suwannee Valley Transit Authority	2019	\$89,108.04
Revenue Vehicles	Bus	Bus	1	EA	Bus, Cutaway, 23 ft, ID 1917	Suwannee Valley Transit Authority	2019	\$89,108.04
Revenue Vehicles	Bus	Bus	1	EA	Bus, Cutaway, 23 ft, ID 1919	Suwannee Valley Transit Authority	2019	\$89,108.04
Revenue Vehicles	Bus	Bus	1	EA	Bus, Cutaway, 23 ft, ID 2124	Suwannee Valley Transit Authority	2019	\$89,108.04
Revenue Vehicles	Bus	Bus	1	EA	Bus, Cutaway, 23 ft, ID 3	Suwannee Valley Transit Authority	2015	\$89,108.04
Revenue Vehicles	Bus	Bus	1	EA	Bus, Cutaway, 24 ft, ID 13	Suwannee Valley Transit Authority	2009	\$89,108.04
Revenue Vehicles	Bus	Bus	1	EA	Bus, Cutaway, 24 ft, ID 4	Suwannee Valley Transit Authority	2016	\$89,108.04
Revenue Vehicles	Bus	Bus	1	EA	Bus, Cutaway, 24 ft, ID 7	Suwannee Valley Transit Authority	2016	\$89,108.04
Revenue Vehicles	Bus	Bus	1	EA	Bus, Cutaway, 27 ft, ID 106	Suwannee Valley Transit Authority	2010	\$89,108.04
Revenue Vehicles	Bus	Bus	1	EA	Bus, Cutaway, 28 ft, ID 10	Suwannee Valley Transit Authority	2012	\$89,108.04
Revenue Vehicles	Bus	Bus	1	EA	Bus, Cutaway, 28 ft, ID 18	Suwannee Valley Transit Authority	2013	\$89,108.04
Revenue Vehicles	Vans	Light-Duty Van	1	EA	Van, Minivan, 16 ft, ID 2	Suwannee Valley Transit Authority	2017	\$54,989.16
Revenue Vehicles	Vans	Medium-Duty Van	1	EA	Van, Medium-Duty Van, 16 ft, ID 1	Suwannee Valley Transit Authority	2016	\$95,325.14
Revenue Vehicles	Vans	Medium-Duty Van	1	EA	Van, Medium-Duty Van, 17 ft, ID 43	Suwannee Valley Transit Authority	2012	\$95,325.14
Revenue Vehicles	Vans	Medium-Duty Van	1	EA	Van, Medium-Duty Van, 17 ft, ID 44	Suwannee Valley Transit Authority	2012	\$95,325.14
Revenue Vehicles	Vans	Medium-Duty Van	1	EA	Van, Medium-Duty Van, 17 ft, ID 45	Suwannee Valley Transit Authority	2014	\$95,325.14
Revenue Vehicles	Vans	Medium-Duty Van	1	EA	Van, Medium-Duty Van, 20 ft, ID 8	Suwannee Valley Transit Authority	2016	\$95,325.14
Revenue Vehicles	Vans	Medium-Duty Van	1	EA	Van, Medium-Duty Van, 20 ft, ID 9	Suwannee Valley Transit Authority	2018	\$95,325.14
Revenue Vehicles	Bus	Bus	1	EA	Bus, 30 ft, ID 192	Tri-County Community Council	2011	\$397,793.95
Revenue Vehicles	Bus	Bus	1	EA	Bus, 35 ft, ID 10054	Tri-County Community Council	2020	\$397,793.95
Revenue Vehicles	Bus	Bus	1	EA	Bus, 35 ft, ID 10054a	Tri-County Community Council	2020	\$397,793.95
Revenue Vehicles	Bus	Bus	1	EA	Bus, 35 ft, ID 10054b	Tri-County Community Council	2020	\$397,793.95
Revenue Vehicles	Bus	Bus	1	EA	Bus, 35 ft, ID 10054c	Tri-County Community Council	2020	\$397,793.95



Asset Category	Asset Class	Asset Name	Quantity	Units	Description	Asset Owner	Year Acquired	Total Replacement Cost/Value
Revenue Vehicles	Bus	Bus	1	EA	Bus, Cutaway, 18 ft, ID 8	Tri-County Community Council	2013	\$89,108.04
Revenue Vehicles	Bus	Bus	1	EA	Bus, Cutaway, 21 ft, ID 143	Tri-County Community Council	2015	\$89,108.04
Revenue Vehicles	Bus	Bus	1	EA	Bus, Cutaway, 22 ft, ID 116	Tri-County Community Council	2007	\$89,108.04
Revenue Vehicles	Bus	Bus	1	EA	Bus, Cutaway, 22 ft, ID 117	Tri-County Community Council	2007	\$89,108.04
Revenue Vehicles	Bus	Bus	1	EA	Bus, Cutaway, 22 ft, ID 124	Tri-County Community Council	2011	\$89,108.04
Revenue Vehicles	Bus	Bus	1	EA	Bus, Cutaway, 22 ft, ID 15	Tri-County Community Council	2016	\$89,108.04
Revenue Vehicles	Bus	Bus	1	EA	Bus, Cutaway, 22 ft, ID 15a	Tri-County Community Council	2016	\$89,108.04
Revenue Vehicles	Bus	Bus	1	EA	Bus, Cutaway, 22 ft, ID 15b	Tri-County Community Council	2016	\$89,108.04
Revenue Vehicles	Bus	Bus	1	EA	Bus, Cutaway, 22 ft, ID 15c	Tri-County Community Council	2016	\$89,108.04
Revenue Vehicles	Bus	Bus	1	EA	Bus, Cutaway, 22 ft, ID 15d	Tri-County Community Council	2016	\$89,108.04
Revenue Vehicles	Bus	Bus	1	EA	Bus, Cutaway, 22 ft, ID 15e	Tri-County Community Council	2016	\$89,108.04
Revenue Vehicles	Bus	Bus	1	EA	Bus, Cutaway, 22 ft, ID 184	Tri-County Community Council	2007	\$89,108.04
Revenue Vehicles	Bus	Bus	1	EA	Bus, Cutaway, 22 ft, ID 185	Tri-County Community Council	2007	\$89,108.04
Revenue Vehicles	Bus	Bus	1	EA	Bus, Cutaway, 22 ft, ID 186	Tri-County Community Council	2008	\$89,108.04
Revenue Vehicles	Bus	Bus	1	EA	Bus, Cutaway, 22 ft, ID 193	Tri-County Community Council	2011	\$89,108.04
Revenue Vehicles	Bus	Bus	1	EA	Bus, Cutaway, 22 ft, ID 194	Tri-County Community Council	2011	\$89,108.04
Revenue Vehicles	Bus	Bus	1	EA	Bus, Cutaway, 22 ft, ID 21	Tri-County Community Council	2018	\$89,108.04
Revenue Vehicles	Bus	Bus	1	EA	Bus, Cutaway, 23 ft, ID 114	Tri-County Community Council	2004	\$89,108.04
Revenue Vehicles	Bus	Bus	1	EA	Bus, Cutaway, 23 ft, ID 128	Tri-County Community Council	2015	\$89,108.04
Revenue Vehicles	Bus	Bus	1	EA	Bus, Cutaway, 23 ft, ID 146	Tri-County Community Council	2014	\$89,108.04
Revenue Vehicles	Bus	Bus	1	EA	Bus, Cutaway, 23 ft, ID 146a	Tri-County Community Council	2014	\$89,108.04
Revenue Vehicles	Bus	Bus	1	EA	Bus, Cutaway, 23 ft, ID 148	Tri-County Community Council	2006	\$89,108.04
Revenue Vehicles	Bus	Bus	1	EA	Bus, Cutaway, 23 ft, ID 151	Tri-County Community Council	2015	\$89,108.04
Revenue Vehicles	Bus	Bus	1	EA	Bus, Cutaway, 23 ft, ID 151a	Tri-County Community Council	2015	\$89,108.04
Revenue Vehicles	Bus	Bus	1	EA	Bus, Cutaway, 23 ft, ID 180	Tri-County Community Council	2005	\$89,108.04
Revenue Vehicles	Bus	Bus	1	EA	Bus, Cutaway, 23 ft, ID 56	Tri-County Community Council	2014	\$89,108.04
Revenue Vehicles	Bus	Bus	1	EA	Bus, Cutaway, 26 ft, ID 136	Tri-County Community Council	2015	\$89,108.04
Revenue Vehicles	Bus	Bus	1	EA	Bus, Cutaway, 26 ft, ID 97	Tri-County Community Council	2009	\$89,108.04
Revenue Vehicles	Bus	Bus	1	EA	Bus, Cutaway, 26 ft, ID 97a	Tri-County Community Council	2009	\$89,108.04
Revenue Vehicles	Vans	Light-Duty Van	1	EA	Vans, Minivan, 15 ft, ID 10	Tri-County Community Council	2015	\$54,989.16
Revenue Vehicles	Vans	Light-Duty Van	1	EA	Vans, Minivan, 15 ft, ID 144	Tri-County Community Council	2015	\$54,989.16
Revenue Vehicles	Vans	Light-Duty Van	1	EA	Vans, Minivan, 15 ft, ID 144a	Tri-County Community Council	2015	\$54,989.16
Revenue Vehicles	Vans	Light-Duty Van	1	EA	Vans, Minivan, 15 ft, ID 196	Tri-County Community Council	2015	\$54,989.16
Revenue Vehicles	Vans	Light-Duty Van	1	EA	Vans, Minivan, 17 ft, ID 125	Tri-County Community Council	2012	\$54,989.16
Revenue Vehicles	Vans	Light-Duty Van	1	EA	Vans, Minivan, 17 ft, ID 126	Tri-County Community Council	2014	\$54,989.16
Revenue Vehicles	Vans	Light-Duty Van	1	EA	Vans, Minivan, 17 ft, ID 127	Tri-County Community Council	2014	\$54,989.16
Revenue Vehicles	Vans	Light-Duty Van	1	EA	Vans, Minivan, 17 ft, ID 149	Tri-County Community Council	2015	\$54,989.16
Revenue Vehicles	Vans	Light-Duty Van	1	EA	Vans, Minivan, 17 ft, ID 195	Tri-County Community Council	2012	\$54,989.16
Revenue Vehicles	Vans	Light-Duty Van	1	EA	Vans, Minivan, 17 ft, ID 55	Tri-County Community Council	2012	\$54,989.16
Revenue Vehicles	Vans	Medium-Duty Van	1	EA	Vans, Medium-Duty Van, 17 ft, ID 122	Tri-County Community Council	2009	\$95,325.14
Revenue Vehicles	Vans	Medium-Duty Van	1	EA	Vans, Medium-Duty Van, 17 ft, ID 164	Tri-County Community Council	2009	\$95,325.14



Asset Category	Asset Class	Asset Name	Quantity	Units	Description	Asset Owner	Year Acquired	Total Replacement Cost/Value
Revenue Vehicles	Vans	Medium-Duty Van	1	EA	Vans, Medium-Duty Van, 17 ft, ID 179	Tri-County Community Council	2005	\$95,325.14
Revenue Vehicles	Vans	Medium-Duty Van	1	EA	Vans, Medium-Duty Van, 17 ft, ID 190	Tri-County Community Council	2009	\$95,325.14
Revenue Vehicles	Vans	Medium-Duty Van	1	EA	Vans, Medium-Duty Van, 17 ft, ID 191	Tri-County Community Council	2010	\$95,325.14
Revenue Vehicles	Vans	Medium-Duty Van	1	EA	Vans, Medium-Duty Van, 17 ft, ID 53	Tri-County Community Council	2011	\$95,325.14
Revenue Vehicles	Vans	Medium-Duty Van	1	EA	Vans, Medium-Duty Van, 18 ft, ID 121	Tri-County Community Council	2009	\$95,325.14
Revenue Vehicles	Vans	Medium-Duty Van	1	EA	Vans, Medium-Duty Van, 18 ft, ID 14	Tri-County Community Council	2014	\$95,325.14
Revenue Vehicles	Vans	Medium-Duty Van	1	EA	Vans, Medium-Duty Van, 18 ft, ID 15	Tri-County Community Council	2014	\$95,325.14
Revenue Vehicles	Vans	Medium-Duty Van	1	EA	Vans, Medium-Duty Van, 18 ft, ID 165	Tri-County Community Council	2009	\$95,325.14
Revenue Vehicles	Vans	Medium-Duty Van	1	EA	Vans, Medium-Duty Van, 18 ft, ID 189	Tri-County Community Council	2009	\$95,325.14
Revenue Vehicles	Bus	Bus	1	EA	Bus, Cutaway, 17 ft, ID Bus 2	Wakulla Transportation	2014	\$89,108.04
Revenue Vehicles	Bus	Bus	1	EA	Bus, Cutaway, 21 ft, ID Bus 3	Wakulla Transportation	2013	\$89,108.04
Revenue Vehicles	Bus	Bus	1	EA	Bus, Cutaway, 22 ft, ID Bus 1	Wakulla Transportation	2009	\$89,108.04
Revenue Vehicles	Bus	Bus	1	EA	Bus, Cutaway, 22 ft, ID Bus 6	Wakulla Transportation	2018	\$89,108.04
Revenue Vehicles	Bus	Bus	1	EA	Bus, Cutaway, 22 ft, ID Bus 8	Wakulla Transportation	2019	\$89,108.04
Revenue Vehicles	Bus	Bus	1	EA	Bus, Cutaway, 23 ft, ID Bus 4	Wakulla Transportation	2017	\$89,108.04
Revenue Vehicles	Bus	Bus	1	EA	Bus, Cutaway, 24 ft, ID Bus 5	Wakulla Transportation	2018	\$89,108.04
Revenue Vehicles	Bus	Bus	1	EA	Bus, Cutaway, 24 ft, ID Bus 7	Wakulla Transportation	2019	\$89,108.04
Revenue Vehicles	Vans	Light-Duty Van	1	EA	Van, Minivan, 13 ft, ID Van 3	Wakulla Transportation	2014	\$54,989.16
Revenue Vehicles	Vans	Light-Duty Van	1	EA	Van, Minivan, 17 ft, ID Van 2	Wakulla Transportation	2012	\$54,989.16
Revenue Vehicles	Vans	Light-Duty Van	1	EA	Van, Minivan, 17 ft, ID Van 4	Wakulla Transportation	2011	\$54,989.16
Revenue Vehicles	Vans	Medium-Duty Van	1	EA	Van, Medium-Duty Van, 13 ft, ID Van 1	Wakulla Transportation	2012	\$95,325.14
Revenue Vehicles	Vans	Medium-Duty Van	1	EA	Van, Medium-Duty Van, 18 ft, ID Van 10	Wakulla Transportation	2009	\$95,325.14
Revenue Vehicles	Vans	Medium-Duty Van	1	EA	Van, Medium-Duty Van, 18 ft, ID Van 11	Wakulla Transportation	2009	\$95,325.14
Revenue Vehicles	Vans	Medium-Duty Van	1	EA	Van, Medium-Duty Van, 18 ft, ID Van 12	Wakulla Transportation	2009	\$95,325.14
Revenue Vehicles	Vans	Medium-Duty Van	1	EA	Van, Medium-Duty Van, 18 ft, ID Van 7	Wakulla Transportation	2009	\$95,325.14
Revenue Vehicles	Vans	Medium-Duty Van	1	EA	Van, Medium-Duty Van, 18 ft, ID Van 8	Wakulla Transportation	2009	\$95,325.14
Revenue Vehicles	Vans	Medium-Duty Van	1	EA	Van, Medium-Duty Van, 18 ft, ID Van 9	Wakulla Transportation	2009	\$95,325.14
Revenue Vehicles	Vans	Medium-Duty Van	1	EA	Van, Medium-Duty Van, 22 ft, ID Van 5	Wakulla Transportation	2020	\$95,325.14
Revenue Vehicles	Vans	Medium-Duty Van	1	EA	Van, Medium-Duty Van, 22 ft, ID Van 6	Wakulla Transportation	2020	\$95,325.14



Appendix B1: Non-Revenue and Revenue Vehicle (Rolling Stock) Condition Data

Asset Owner	Asset Category	Asset Class	Asset Name	Count	Description	Age (Years)	Replacement Cost/Value	Useful Life Benchmark (Years)	At or Past Useful Life Benchmark
Baker County Council on Aging	Revenue Vehicles	Bus	Bus	1	Bus, 23 ft, ID 45	9	\$89,108.04	8	Yes
Baker County Council on Aging	Revenue Vehicles	Bus	Bus	1	Bus, 27 ft, ID 47	12	\$89,108.04	10	Yes
Baker County Council on Aging	Revenue Vehicles	Bus	Bus	1	Bus, 30 ft, ID 38	12	\$397,793.95	8	Yes
Baker County Council on Aging	Revenue Vehicles	Bus	Bus	1	Bus, 30 ft, ID 46	8	\$397,793.95	8	Yes
Baker County Council on Aging	Revenue Vehicles	Bus	Bus	1	Bus, 30 ft, ID 48	5	\$397,793.95	8	No
Baker County Council on Aging	Revenue Vehicles	Bus	Bus	1	Bus, 32 ft, ID 44	9	\$397,793.95	10	Yes
Baker County Council on Aging	Revenue Vehicles	Bus	Bus	1	Bus, Cutaway 21 ft, ID 24	6	\$89,108.04	10	No
Baker County Council on Aging	Revenue Vehicles	Bus	Bus	1	Bus, Cutaway 22 ft, ID 23	6	\$89,108.04	10	No
Baker County Council on Aging	Revenue Vehicles	Bus	Bus	1	Bus, Cutaway 23 ft, ID 20	7	\$89,108.04	10	No
Baker County Council on Aging	Revenue Vehicles	Bus	Bus	1	Bus, Cutaway 23 ft, ID 25	4	\$89,108.04	10	No
Baker County Council on Aging	Revenue Vehicles	Bus	Bus	1	Bus, Cutaway 23 ft, ID 26	4	\$89,108.04	10	No
Baker County Council on Aging	Revenue Vehicles	Bus	Bus	1	Bus, Cutaway 23 ft, ID 27	5	\$89,108.04	10	No
Baker County Council on Aging	Revenue Vehicles	Bus	Bus	1	Bus, Cutaway 23 ft, ID 28	5	\$89,108.04	10	No
Baker County Council on Aging	Revenue Vehicles	Bus	Bus	1	Bus, Cutaway 23 ft, ID 29	4	\$89,108.04	10	No
Baker County Council on Aging	Revenue Vehicles	Bus	Bus	1	Bus, Cutaway 23 ft, ID 30	4	\$89,108.04	10	No
Baker County Council on Aging	Revenue Vehicles	Bus	Bus	1	Bus, Cutaway 23 ft, ID 41	12	\$89,108.04	8	Yes
Baker County Council on Aging	Revenue Vehicles	Bus	Bus	1	Bus, Cutaway, 22 ft, ID 3	16	\$89,108.04	8	Yes
Baker County Council on Aging	Revenue Vehicles	Bus	Bus	1	Bus, Cutaway, 22 ft, ID 32	13	\$89,108.04	14	Yes
Baker County Council on Aging	Revenue Vehicles	Bus	Bus	1	Bus, Cutaway, 22 ft, ID 34	13	\$89,108.04	10	Yes
Baker County Council on Aging	Revenue Vehicles	Bus	Bus	1	Bus, Cutaway, 22 ft, ID 34a	13	\$89,108.04	14	Yes
Baker County Council on Aging	Revenue Vehicles	Bus	Bus	1	Bus, Cutaway, 22 ft, ID 34a	13	\$89,108.04	10	Yes
Baker County Council on Aging	Revenue Vehicles	Bus	Bus	1	Bus, Cutaway, 22 ft, ID 35	12	\$89,108.04	10	Yes
Baker County Council on Aging	Revenue Vehicles	Bus	Bus	1	Bus, Cutaway, 22 ft, ID 36	12	\$89,108.04	10	Yes
Baker County Council on Aging	Revenue Vehicles	Bus	Bus	1	Bus, Cutaway, 22 ft, ID 37	12	\$89,108.04	10	Yes
Baker County Council on Aging	Revenue Vehicles	Vans	Light-Duty Van	1	Vans, Minivan, 15 ft, ID 39	12	\$54,989.16	10	Yes
Baker County Council on Aging	Revenue Vehicles	Vans	Light-Duty Van	1	Vans, Minivan, 15 ft, ID 4	16	\$54,989.16	10	Yes
Baker County Council on Aging	Revenue Vehicles	Vans	Light-Duty Van	1	Vans, Minivan, 15 ft, ID 4	12	\$54,989.16	10	Yes
Baker County Council on Aging	Revenue Vehicles	Vans	Light-Duty Van	1	Vans, Minivan, 15 ft, ID 4	12	\$54,989.16	10	Yes
Baker County Council on Aging	Revenue Vehicles	Vans	Light-Duty Van	1	Vans, Minivan, 15 ft, ID 4	7	\$54,989.16	14	No
Baker County Council on Aging	Revenue Vehicles	Vans	Light-Duty Van	1	Vans, Minivan, 15 ft, ID 4	6	\$54,989.16	14	No
Big Bend Transit	Revenue Vehicles	Bus	Bus	1	Bus, 30 ft, ID 1601	6	\$397,793.95	8	No
Big Bend Transit	Revenue Vehicles	Bus	Bus	1	Bus, 30 ft, ID 1709	5	\$89,108.04	8	No
Big Bend Transit	Revenue Vehicles	Bus	Bus	1	Bus, 32 ft, ID 1805	4	\$89,108.04	8	No
Big Bend Transit	Revenue Vehicles	Bus	Bus	1	Bus, 35 ft, ID 1909	3	\$89,108.04	8	No
Big Bend Transit	Revenue Vehicles	Bus	Bus	1	Bus, 42 ft, ID 1013	12	\$630,056.83	8	Yes
Big Bend Transit	Revenue Vehicles	Bus	Bus	1	Bus, 42 ft, ID 1014	12	\$630,056.83	8	Yes
Big Bend Transit	Revenue Vehicles	Bus	Bus	1	Bus, Cutaway, 21 ft, ID Bus 1005	12	\$89,108.04	8	Yes
Big Bend Transit	Revenue Vehicles	Bus	Bus	1	Bus, Cutaway, 21 ft, ID Bus 1005a	12	\$89,108.04	8	Yes
Big Bend Transit	Revenue Vehicles	Bus	Bus	1	Bus, Cutaway, 21 ft, ID Bus 1005b	12	\$89,108.04	8	Yes



Asset Owner	Asset Category	Asset Class	Asset Name	Count	Description	Age (Years)	Replacement Cost/Value	Useful Life Benchmark (Years)	At or Past Useful Life Benchmark
Big Bend Transit	Revenue Vehicles	Bus	Bus	1	Bus, Cutaway, 21 ft, ID Bus 1701	5	\$89,108.04	8	No
Big Bend Transit	Revenue Vehicles	Bus	Bus	1	Bus, Cutaway, 21 ft, ID Bus 1702	6	\$89,108.04	8	No
Big Bend Transit	Revenue Vehicles	Bus	Bus	1	Bus, Cutaway, 21 ft, ID Bus 1703	5	\$89,108.04	8	No
Big Bend Transit	Revenue Vehicles	Bus	Bus	1	Bus, Cutaway, 21 ft, ID Bus 1704	6	\$89,108.04	10	No
Big Bend Transit	Revenue Vehicles	Bus	Bus	1	Bus, Cutaway, 21 ft, ID Bus 1705	6	\$89,108.04	10	No
Big Bend Transit	Revenue Vehicles	Bus	Bus	1	Bus, Cutaway, 21 ft, ID Bus 1706	6	\$89,108.04	8	No
Big Bend Transit	Revenue Vehicles	Bus	Bus	1	Bus, Cutaway, 21 ft, ID Bus 1707	6	\$89,108.04	8	No
Big Bend Transit	Revenue Vehicles	Bus	Bus	1	Bus, Cutaway, 21 ft, ID Bus 1708	5	\$89,108.04	8	No
Big Bend Transit	Revenue Vehicles	Bus	Bus	1	Bus, Cutaway, 23 ft, ID 1301	9	\$89,108.04	8	Yes
Big Bend Transit	Revenue Vehicles	Bus	Bus	1	Bus, Cutaway, 23 ft, ID 1302	9	\$89,108.04	10	Yes
Big Bend Transit	Revenue Vehicles	Bus	Bus	1	Bus, Cutaway, 23 ft, ID 1303	9	\$89,108.04	10	Yes
Big Bend Transit	Revenue Vehicles	Bus	Bus	1	Bus, Cutaway, 23 ft, ID 1408	8	\$89,108.04	8	Yes
Big Bend Transit	Revenue Vehicles	Bus	Bus	1	Bus, Cutaway, 23 ft, ID 1409	8	\$89,108.04	10	No
Big Bend Transit	Revenue Vehicles	Bus	Bus	1	Bus, Cutaway, 23 ft, ID 1910	3	\$89,108.04	10	No
Big Bend Transit	Revenue Vehicles	Bus	Bus	1	Bus, Cutaway, 23 ft, ID Bus 1011	12	\$89,108.04	10	Yes
Big Bend Transit	Revenue Vehicles	Bus	Bus	1	Bus, Cutaway, 23 ft, ID Bus 1011a	12	\$89,108.04	10	Yes
Big Bend Transit	Revenue Vehicles	Bus	Bus	1	Bus, Cutaway, 23 ft, ID Bus 1011b	12	\$89,108.04	10	Yes
Big Bend Transit	Revenue Vehicles	Bus	Bus	1	Bus, Cutaway, 23 ft, ID Bus 1011c	12	\$89,108.04	10	Yes
Big Bend Transit	Revenue Vehicles	Bus	Bus	1	Bus, Cutaway, 23 ft, ID Bus 1011d	11	\$89,108.04	10	Yes
Big Bend Transit	Revenue Vehicles	Bus	Bus	1	Bus, Cutaway, 23 ft, ID Bus 1102	11	\$89,108.04	10	Yes
Big Bend Transit	Revenue Vehicles	Bus	Bus	1	Bus, Cutaway, 23 ft, ID Bus 1201	10	\$89,108.04	8	Yes
Big Bend Transit	Revenue Vehicles	Bus	Bus	1	Bus, Cutaway, 23 ft, ID Bus 1202	10	\$89,108.04	10	Yes
Big Bend Transit	Revenue Vehicles	Bus	Bus	1	Bus, Cutaway, 23 ft, ID Bus 1203	9	\$89,108.04	10	No
Big Bend Transit	Revenue Vehicles	Bus	Bus	1	Bus, Cutaway, 23 ft, ID Bus 1401	8	\$89,108.04	10	No
Big Bend Transit	Revenue Vehicles	Bus	Bus	1	Bus, Cutaway, 23 ft, ID Bus 1402	8	\$89,108.04	8	Yes
Big Bend Transit	Revenue Vehicles	Bus	Bus	1	Bus, Cutaway, 23 ft, ID Bus 1403	8	\$89,108.04	10	No
Big Bend Transit	Revenue Vehicles	Bus	Bus	1	Bus, Cutaway, 23 ft, ID Bus 1404	8	\$89,108.04	10	No
Big Bend Transit	Revenue Vehicles	Bus	Bus	1	Bus, Cutaway, 23 ft, ID Bus 1405	8	\$89,108.04	10	No
Big Bend Transit	Revenue Vehicles	Bus	Bus	1	Bus, Cutaway, 23 ft, ID Bus 1406	8	\$89,108.04	10	No
Big Bend Transit	Revenue Vehicles	Bus	Bus	1	Bus, Cutaway, 23 ft, ID Bus 1407	8	\$89,108.04	10	No
Big Bend Transit	Revenue Vehicles	Bus	Bus	1	Bus, Cutaway, 23 ft, ID Bus 1410	8	\$89,108.04	8	Yes
Big Bend Transit	Revenue Vehicles	Bus	Bus	1	Bus, Cutaway, 23 ft, ID Bus 1411	14	\$89,108.04	8	Yes
Big Bend Transit	Revenue Vehicles	Bus	Bus	1	Bus, Cutaway, 23 ft, ID Bus 1503	7	\$89,108.04	10	No
Big Bend Transit	Revenue Vehicles	Bus	Bus	1	Bus, Cutaway, 23 ft, ID Bus 1504	7	\$89,108.04	10	No
Big Bend Transit	Revenue Vehicles	Bus	Bus	1	Bus, Cutaway, 23 ft, ID Bus 1505	6	\$89,108.04	10	No
Big Bend Transit	Revenue Vehicles	Bus	Bus	1	Bus, Cutaway, 23 ft, ID Bus 1605	5	\$89,108.04	10	No
Big Bend Transit	Revenue Vehicles	Bus	Bus	1	Bus, Cutaway, 23 ft, ID Bus 1801	5	\$89,108.04	10	No
Big Bend Transit	Revenue Vehicles	Bus	Bus	1	Bus, Cutaway, 23 ft, ID Bus 1802	5	\$89,108.04	10	No
Big Bend Transit	Revenue Vehicles	Bus	Bus	1	Bus, Cutaway, 23 ft, ID Bus 1803	5	\$89,108.04	10	No
Big Bend Transit	Revenue Vehicles	Bus	Bus	1	Bus, Cutaway, 23 ft, ID Bus 1804	5	\$89,108.04	10	No
Big Bend Transit	Revenue Vehicles	Bus	Bus	1	Bus, Cutaway, 23 ft, ID Bus 1806	5	\$89,108.04	10	No



Asset Owner	Asset Category	Asset Class	Asset Name	Count	Description	Age (Years)	Replacement Cost/Value	Useful Life Benchmark (Years)	At or Past Useful Life Benchmark
Big Bend Transit	Revenue Vehicles	Bus	Bus	1	Bus, Cutaway, 23 ft, ID Bus 1807	5	\$89,108.04	10	No
Big Bend Transit	Revenue Vehicles	Bus	Bus	1	Bus, Cutaway, 23 ft, ID Bus 1808	3	\$89,108.04	8	No
Big Bend Transit	Revenue Vehicles	Bus	Bus	1	Bus, Cutaway, 23 ft, ID Bus 1901	3	\$89,108.04	8	No
Big Bend Transit	Revenue Vehicles	Bus	Bus	1	Bus, Cutaway, 23 ft, ID Bus 1902	3	\$89,108.04	14	No
Big Bend Transit	Revenue Vehicles	Bus	Bus	1	Bus, Cutaway, 23 ft, ID Bus 1903	3	\$89,108.04	14	No
Big Bend Transit	Revenue Vehicles	Bus	Bus	1	Bus, Cutaway, 23 ft, ID Bus 1904	3	\$89,108.04	14	No
Big Bend Transit	Revenue Vehicles	Bus	Bus	1	Bus, Cutaway, 23 ft, ID Bus 1905	3	\$89,108.04	10	No
Big Bend Transit	Revenue Vehicles	Bus	Bus	1	Bus, Cutaway, 23 ft, ID Bus 1906	3	\$89,108.04	10	No
Big Bend Transit	Revenue Vehicles	Bus	Bus	1	Bus, Cutaway, 23 ft, ID Bus 1907	3	\$89,108.04	10	No
Big Bend Transit	Revenue Vehicles	Bus	Bus	1	Bus, Cutaway, 23 ft, ID Bus 1908	3	\$89,108.04	8	No
Big Bend Transit	Revenue Vehicles	Bus	Bus	1	Bus, Cutaway, 23 ft, ID Bus 1910	3	\$89,108.04	14	No
Big Bend Transit	Revenue Vehicles	Bus	Bus	1	Bus, Cutaway, 23 ft, ID Bus 1911	3	\$89,108.04	10	No
Big Bend Transit	Revenue Vehicles	Bus	Bus	1	Bus, Cutaway, 23 ft, ID Bus 1912	3	\$89,108.04	10	No
Big Bend Transit	Revenue Vehicles	Bus	Bus	1	Bus, Cutaway, 23 ft, ID Bus 1913	3	\$89,108.04	10	No
Big Bend Transit	Revenue Vehicles	Bus	Bus	1	Bus, Cutaway, 23 ft, ID Bus 1914	3	\$89,108.04	10	No
Big Bend Transit	Revenue Vehicles	Bus	Bus	1	Bus, Cutaway, 23 ft, ID Bus 810	7	\$89,108.04	10	No
Big Bend Transit	Revenue Vehicles	Bus	Bus	1	Bus, Cutaway, 23 ft, ID Bus 905	13	\$89,108.04	10	Yes
Big Bend Transit	Revenue Vehicles	Bus	Bus	1	Bus, Cutaway, 23 ft, ID Bus 905a	14	\$89,108.04	10	Yes
Big Bend Transit	Revenue Vehicles	Bus	Bus	1	Bus, Cutaway, 23 ft, ID Bus 906	13	\$89,108.04	10	Yes
Big Bend Transit	Revenue Vehicles	Bus	Bus	1	Bus, Cutaway, 23 ft, ID Bus 906a	12	\$89,108.04	10	Yes
Big Bend Transit	Revenue Vehicles	Vans	Light-Duty Van	1	Van, Minivan, 19 ft, ID 1501	7	\$54,989.16	10	No
Big Bend Transit	Revenue Vehicles	Vans	Light-Duty Van	1	Van, Minivan, 19 ft, ID 1502	6	\$54,989.16	10	No
Big Bend Transit	Revenue Vehicles	Vans	Light-Duty Van	1	Van, Minivan, 19 ft, ID 1602	7	\$54,989.16	10	No
Big Bend Transit	Revenue Vehicles	Vans	Light-Duty Van	1	Van, Minivan, 19 ft, ID 1603	6	\$54,989.16	10	No
Big Bend Transit	Revenue Vehicles	Vans	Light-Duty Van	1	Van, Minivan, 19 ft, ID 1604	5	\$54,989.16	10	No
Big Bend Transit	Revenue Vehicles	Vans	Medium-Duty Van	1	Van, Medium-Duty Van, 12 ft, ID 08553	8	\$95,325.14	10	No
Big Bend Transit	Revenue Vehicles	Vans	Medium-Duty Van	1	Van, Medium-Duty Van, 12 ft, ID 14109	4	\$95,325.14	10	No
Big Bend Transit	Revenue Vehicles	Vans	Medium-Duty Van	1	Van, Medium-Duty Van, 12 ft, ID 14110	4	\$95,325.14	8	No
Big Bend Transit	Revenue Vehicles	Vans	Medium-Duty Van	1	Van, Medium-Duty Van, 12 ft, ID 18004	9	\$95,325.14	8	Yes
Big Bend Transit	Revenue Vehicles	Vans	Medium-Duty Van	1	Van, Medium-Duty Van, 12 ft, ID 33937	11	\$95,325.14	14	No
Big Bend Transit	Revenue Vehicles	Vans	Medium-Duty Van	1	Van, Medium-Duty Van, 12 ft, ID 33938	11	\$95,325.14	8	Yes
Big Bend Transit	Revenue Vehicles	Vans	Medium-Duty Van	1	Van, Medium-Duty Van, 12 ft, ID 45401	11	\$95,325.14	8	Yes
Big Bend Transit	Revenue Vehicles	Vans	Medium-Duty Van	1	Van, Medium-Duty Van, 12 ft, ID 48153	10	\$95,325.14	14	No
Big Bend Transit	Revenue Vehicles	Vans	Medium-Duty Van	1	Van, Medium-Duty Van, 12 ft, ID 82068	11	\$95,325.14	10	Yes
Big Bend Transit	Revenue Vehicles	Vans	Medium-Duty Van	1	Van, Medium-Duty Van, 18 ft, ID 0811	14	\$95,325.14	10	Yes
Big Bend Transit	Revenue Vehicles	Vans	Medium-Duty Van	1	Van, Medium-Duty Van, 18 ft, ID 0811	16	\$95,325.14	10	Yes
Big Bend Transit	Revenue Vehicles	Vans	Medium-Duty Van	1	Van, Medium-Duty Van, 18 ft, ID 0812	13	\$95,325.14	10	Yes
Big Bend Transit	Revenue Vehicles	Vans	Medium-Duty Van	1	Van, Medium-Duty Van, 18 ft, ID 0813	13	\$95,325.14	10	Yes
Big Bend Transit	Revenue Vehicles	Vans	Medium-Duty Van	1	Van, Medium-Duty Van, 18 ft, ID 0813	13	\$95,325.14	10	Yes
Big Bend Transit	Revenue Vehicles	Vans	Medium-Duty Van	1	Van, Medium-Duty Van, 18 ft, ID 0814	13	\$95,325.14	10	Yes
Big Bend Transit	Revenue Vehicles	Vans	Medium-Duty Van	1	Van, Medium-Duty Van, 18 ft, ID 0910	13	\$95,325.14	10	Yes



Asset Owner	Asset Category	Asset Class	Asset Name	Count	Description	Age (Years)	Replacement Cost/Value	Useful Life Benchmark (Years)	At or Past Useful Life Benchmark
Big Bend Transit	Revenue Vehicles	Vans	Medium-Duty Van	1	Van, Medium-Duty Van, 18 ft, ID 0911	13	\$95,325.14	10	Yes
Big Bend Transit	Revenue Vehicles	Vans	Medium-Duty Van	1	Van, Medium-Duty Van, 18 ft, ID 0913	13	\$95,325.14	10	Yes
Big Bend Transit	Revenue Vehicles	Vans	Medium-Duty Van	1	Van, Medium-Duty Van, 18 ft, ID 89552	13	\$95,325.14	10	Yes
Big Bend Transit	Revenue Vehicles	Vans	Medium-Duty Van	1	Van, Medium-Duty Van, 18 ft, ID 89552a	13	\$95,325.14	10	Yes
Big Bend Transit	Revenue Vehicles	Vans	Medium-Duty Van	1	Van, Medium-Duty Van, 18 ft, ID 89552b	13	\$95,325.14	10	Yes
Big Bend Transit	Revenue Vehicles	Vans	Medium-Duty Van	1	Van, Medium-Duty Van, 23 ft, ID 1915	3	\$95,325.14	10	No
Big Bend Transit	Revenue Vehicles	Vans	Medium-Duty Van	1	Van, Medium-Duty Van, 23 ft, ID 1916	3	\$95,325.14	10	No
Calhoun County Senior Citizens Association	Revenue Vehicles	Bus	Bus	1	Bus, 21 ft, ID 10	6	\$89,108.04	8	No
Calhoun County Senior Citizens Association	Revenue Vehicles	Bus	Bus	1	Bus, 21 ft, ID 2	6	\$89,108.04	8	No
Calhoun County Senior Citizens Association	Revenue Vehicles	Bus	Bus	1	Bus, 21 ft, ID 7	12	\$89,108.04	8	Yes
Calhoun County Senior Citizens Association	Revenue Vehicles	Bus	Bus	1	Bus, 21 ft, ID 7	9	\$89,108.04	8	Yes
Calhoun County Senior Citizens Association	Revenue Vehicles	Bus	Bus	1	Bus, 21 ft, ID 7	12	\$89,108.04	8	Yes
Calhoun County Senior Citizens Association	Revenue Vehicles	Bus	Bus	1	Bus, 21 ft, ID 7	9	\$89,108.04	8	Yes
Calhoun County Senior Citizens Association	Revenue Vehicles	Bus	Bus	1	Bus, 21 ft, ID 7	6	\$89,108.04	8	No
Calhoun County Senior Citizens Association	Revenue Vehicles	Bus	Bus	1	Bus, 21 ft, ID 7	6	\$89,108.04	8	No
Calhoun County Senior Citizens Association	Revenue Vehicles	Bus	Bus	1	Bus, Cutaway, 21 ft, ID Bus 1	6	\$89,108.04	8	No
Calhoun County Senior Citizens Association	Revenue Vehicles	Bus	Bus	1	Bus, Cutaway, 21 ft, ID Bus 2	6	\$89,108.04	7	No
Calhoun County Senior Citizens Association	Revenue Vehicles	Vans	Automobile	1	Vans, Automobile, 16 ft, ID 14	10	\$90,882.55	7	Yes
Calhoun County Senior Citizens Association	Revenue Vehicles	Vans	Automobile	1	Vans, Automobile, 16 ft, ID 14	10	\$90,882.55	8	Yes
Calhoun County Senior Citizens Association	Revenue Vehicles	Vans	Automobile	1	Vans, Automobile, 16 ft, ID 22	4	\$90,882.55	8	No
Calhoun County Senior Citizens Association	Revenue Vehicles	Vans	Automobile	1	Vans, Automobile, 16 ft, ID 22	4	\$90,882.55	8	No
Calhoun County Senior Citizens Association	Revenue Vehicles	Vans	Automobile	1	Vans, Automobile, 17 ft, ID 1	7	\$90,882.55	8	No
Calhoun County Senior Citizens Association	Revenue Vehicles	Vans	Automobile	1	Vans, Automobile, 17 ft, ID 1	7	\$90,882.55	8	No
Calhoun County Senior Citizens Association	Revenue Vehicles	Vans	Medium-Duty Van	1	Bus, Medium-Duty Van, 16 ft, ID Van 5	12	\$95,325.14	8	Yes
Calhoun County Senior Citizens Association	Revenue Vehicles	Vans	Medium-Duty Van	1	Bus, Medium-Duty Van, 20 ft, ID 12	15	\$95,325.14	8	Yes
Calhoun County Senior Citizens Association	Revenue Vehicles	Vans	Medium-Duty Van	1	Bus, Medium-Duty Van, 20 ft, ID 21	13	\$95,325.14	8	Yes
Calhoun County Senior Citizens Association	Revenue Vehicles	Vans	Medium-Duty Van	1	Bus, Medium-Duty Van, 20 ft, ID 21	6	\$95,325.14	7	No
Calhoun County Senior Citizens Association	Revenue Vehicles	Vans	Medium-Duty Van	1	Bus, Medium-Duty Van, 20 ft, ID 21	5	\$95,325.14	7	No



Asset Owner	Asset Category	Asset Class	Asset Name	Count	Description	Age (Years)	Replacement Cost/Value	Useful Life Benchmark (Years)	At or Past Useful Life Benchmark
Calhoun County Senior Citizens Association	Revenue Vehicles	Vans	Medium-Duty Van	1	Bus, Medium-Duty Van, 20 ft, ID 21	5	\$95,325.14	8	No
Calhoun County Senior Citizens Association	Revenue Vehicles	Vans	Medium-Duty Van	1	Bus, Medium-Duty Van, 20 ft, ID 21	15	\$95,325.14	14	Yes
Calhoun County Senior Citizens Association	Revenue Vehicles	Vans	Medium-Duty Van	1	Bus, Medium-Duty Van, 20 ft, ID 21	13	\$95,325.14	14	No
Calhoun County Senior Citizens Association	Revenue Vehicles	Vans	Medium-Duty Van	1	Bus, Medium-Duty Van, 20 ft, ID 21	11	\$95,325.14	8	Yes
Calhoun County Senior Citizens Association	Revenue Vehicles	Vans	Medium-Duty Van	1	Bus, Medium-Duty Van, 20 ft, ID 21	11	\$95,325.14	8	Yes
Calhoun County Senior Citizens Association	Revenue Vehicles	Vans	Medium-Duty Van	1	Bus, Medium-Duty Van, 20 ft, ID 21	6	\$95,325.14	8	No
Calhoun County Senior Citizens Association	Revenue Vehicles	Vans	Medium-Duty Van	1	Bus, Medium-Duty Van, 20 ft, ID 21	5	\$95,325.14	8	No
Calhoun County Senior Citizens Association	Revenue Vehicles	Vans	Medium-Duty Van	1	Bus, Medium-Duty Van, 20 ft, ID 21	5	\$95,325.14	14	No
Calhoun County Senior Citizens Association	Revenue Vehicles	Vans	Medium-Duty Van	1	Bus, Medium-Duty Van, 20 ft, ID 3	11	\$95,325.14	14	No
Calhoun County Senior Citizens Association	Revenue Vehicles	Vans	Medium-Duty Van	1	Bus, Medium-Duty Van, 20 ft, ID 4	11	\$95,325.14	14	No
Calhoun County Senior Citizens Association	Revenue Vehicles	Vans	Medium-Duty Van	1	Bus, Medium-Duty Van, 20 ft, ID Van 1	15	\$95,325.14	8	No
Calhoun County Senior Citizens Association	Revenue Vehicles	Vans	Medium-Duty Van	1	Bus, Medium-Duty Van, 20 ft, ID Van 13	6	\$95,325.14	8	No
Calhoun County Senior Citizens Association	Revenue Vehicles	Vans	Medium-Duty Van	1	Bus, Medium-Duty Van, 20 ft, ID Van 14	6	\$95,325.14	8	No
Calhoun County Senior Citizens Association	Revenue Vehicles	Vans	Medium-Duty Van	1	Bus, Medium-Duty Van, 20 ft, ID Van 2	15	\$95,325.14	8	Yes
Calhoun County Senior Citizens Association	Revenue Vehicles	Vans	Medium-Duty Van	1	Bus, Medium-Duty Van, 20 ft, ID Van 3	13	\$95,325.14	7	Yes
Calhoun County Senior Citizens Association	Revenue Vehicles	Vans	Medium-Duty Van	1	Bus, Medium-Duty Van, 20 ft, ID Van 4	12	\$95,325.14	7	Yes
Calhoun County Senior Citizens Association	Revenue Vehicles	Vans	Medium-Duty Van	1	Bus, Medium-Duty Van, 20 ft, ID Van 6	11	\$95,325.14	14	No
Calhoun County Senior Citizens Association	Revenue Vehicles	Vans	Medium-Duty Van	1	Bus, Medium-Duty Van, 20 ft, ID Van 7	11	\$95,325.14	14	No
Calhoun County Senior Citizens Association	Revenue Vehicles	Vans	Medium-Duty Van	1	Bus, Medium-Duty Van, 20 ft, ID Van 8	9	\$95,325.14	14	No
Calhoun County Senior Citizens Association	Revenue Vehicles	Vans	Medium-Duty Van	1	Bus, Medium-Duty Van, 20 ft, ID Van 9	7	\$95,325.14	14	No
Calhoun County Senior Citizens Association	Revenue Vehicles	Vans	Sports Utility Vehicle	1	Vans, Sport Utility Vehicle, ID Van 10	10	\$90,882.55	14	No
Central Florida Regional Planning Council	Revenue Vehicles	Bus	Bus	1	Bus, Cutaway, 20 ft, ID Bus 1	6	\$89,108.04	8	No
Central Florida Regional Planning Council	Revenue Vehicles	Bus	Bus	1	Bus, Cutaway, 20 ft, ID Bus 2	6	\$89,108.04	8	No
Central Florida Regional Planning Council	Revenue Vehicles	Bus	Bus	1	Bus, Cutaway, 24 ft, ID Bus 4	12	\$89,108.04	8	Yes
Central Florida Regional Planning Council	Revenue Vehicles	Bus	Bus	1	Bus, Cutaway, 24 ft, ID Bus 3	9	\$89,108.04	8	Yes
Central Florida Regional Planning Council	Revenue Vehicles	Vans	Light-Duty Van	1	Vans, Minivan, 14 ft, ID Van 7	14	\$54,989.16	8	Yes



Asset Owner	Asset Category	Asset Class	Asset Name	Count	Description	Age (Years)	Replacement Cost/Value	Useful Life Benchmark (Years)	At or Past Useful Life Benchmark
Central Florida Regional Planning Council	Revenue Vehicles	Vans	Light-Duty Van	1	Vans, Minivan, 16 ft, ID Van 10	10	\$54,989.16	8	Yes
Central Florida Regional Planning Council	Revenue Vehicles	Vans	Light-Duty Van	1	Vans, Minivan, 16 ft, ID Van 11	10	\$54,989.16	8	Yes
Central Florida Regional Planning Council	Revenue Vehicles	Vans	Light-Duty Van	1	Vans, Minivan, 16 ft, ID Van 14	9	\$54,989.16	8	Yes
Central Florida Regional Planning Council	Revenue Vehicles	Vans	Light-Duty Van	1	Vans, Minivan, 16 ft, ID Van 15	9	\$54,989.16	8	Yes
Central Florida Regional Planning Council	Revenue Vehicles	Vans	Light-Duty Van	1	Vans, Minivan, 16 ft, ID Van 19	11	\$54,989.16	8	Yes
Central Florida Regional Planning Council	Revenue Vehicles	Vans	Light-Duty Van	1	Vans, Minivan, 16 ft, ID Van 20	10	\$54,989.16	8	Yes
Central Florida Regional Planning Council	Revenue Vehicles	Vans	Light-Duty Van	1	Vans, Minivan, 16 ft, ID Van 21	6	\$54,989.16	8	No
Central Florida Regional Planning Council	Revenue Vehicles	Vans	Light-Duty Van	1	Vans, Minivan, 16 ft, ID Van 22	6	\$54,989.16	8	No
Central Florida Regional Planning Council	Revenue Vehicles	Vans	Light-Duty Van	1	Vans, Minivan, 16 ft, ID Van 23	6	\$54,989.16	8	No
Central Florida Regional Planning Council	Revenue Vehicles	Vans	Light-Duty Van	1	Vans, Minivan, 16 ft, ID Van 24	6	\$54,989.16	8	No
Central Florida Regional Planning Council	Revenue Vehicles	Vans	Light-Duty Van	1	Vans, Minivan, 16 ft, ID Van 25	6	\$54,989.16	8	No
Central Florida Regional Planning Council	Revenue Vehicles	Vans	Light-Duty Van	1	Vans, Minivan, 16 ft, ID Van 26	6	\$54,989.16	8	No
Central Florida Regional Planning Council	Revenue Vehicles	Vans	Light-Duty Van	1	Vans, Minivan, 16 ft, ID Van 27	6	\$54,989.16	8	No
Central Florida Regional Planning Council	Revenue Vehicles	Vans	Light-Duty Van	1	Vans, Minivan, 16 ft, ID Van 28	6	\$54,989.16	8	No
Central Florida Regional Planning Council	Revenue Vehicles	Vans	Light-Duty Van	1	Vans, Minivan, 16 ft, ID Van 29	5	\$54,989.16	8	No
Central Florida Regional Planning Council	Revenue Vehicles	Vans	Light-Duty Van	1	Vans, Minivan, 16 ft, ID Van 3	7	\$54,989.16	8	No
Central Florida Regional Planning Council	Revenue Vehicles	Vans	Light-Duty Van	1	Vans, Minivan, 16 ft, ID Van 30	4	\$54,989.16	8	No
Central Florida Regional Planning Council	Revenue Vehicles	Vans	Light-Duty Van	1	Vans, Minivan, 16 ft, ID Van 31	4	\$54,989.16	8	No
Central Florida Regional Planning Council	Revenue Vehicles	Vans	Light-Duty Van	1	Vans, Minivan, 16 ft, ID Van 32	4	\$54,989.16	8	No
Central Florida Regional Planning Council	Revenue Vehicles	Vans	Light-Duty Van	1	Vans, Minivan, 16 ft, ID Van 33	4	\$54,989.16	8	No
Central Florida Regional Planning Council	Revenue Vehicles	Vans	Light-Duty Van	1	Vans, Minivan, 16 ft, ID Van 34	4	\$54,989.16	8	No
Central Florida Regional Planning Council	Revenue Vehicles	Vans	Light-Duty Van	1	Vans, Minivan, 16 ft, ID Van 35	4	\$54,989.16	8	No
Central Florida Regional Planning Council	Revenue Vehicles	Vans	Light-Duty Van	1	Vans, Minivan, 16 ft, ID Van 4	7	\$54,989.16	8	No
Central Florida Regional Planning Council	Revenue Vehicles	Vans	Light-Duty Van	1	Vans, Minivan, 16 ft, ID Van 5	7	\$54,989.16	8	No
Central Florida Regional Planning Council	Revenue Vehicles	Vans	Light-Duty Van	1	Vans, Minivan, 16 ft, ID Van 6	7	\$54,989.16	8	No
Central Florida Regional Planning Council	Revenue Vehicles	Vans	Light-Duty Van	1	Vans, Minivan, 17 ft, ID Van 1	14	\$54,989.16	8	Yes



Asset Owner	Asset Category	Asset Class	Asset Name	Count	Description	Age (Years)	Replacement Cost/Value	Useful Life Benchmark (Years)	At or Past Useful Life Benchmark
Central Florida Regional Planning Council	Revenue Vehicles	Vans	Light-Duty Van	1	Vans, Minivan, 17 ft, ID Van 16	8	\$54,989.16	10	No
Central Florida Regional Planning Council	Revenue Vehicles	Vans	Light-Duty Van	1	Vans, Minivan, 17 ft, ID Van 17	8	\$54,989.16	10	No
Central Florida Regional Planning Council	Revenue Vehicles	Vans	Light-Duty Van	1	Vans, Minivan, 17 ft, ID Van 18	8	\$54,989.16	9	No
Central Florida Regional Planning Council	Revenue Vehicles	Vans	Light-Duty Van	1	Vans, Minivan, 17 ft, ID Van 2	14	\$54,989.16	9	Yes
Central Florida Regional Planning Council	Revenue Vehicles	Vans	Medium-Duty Van	1	Vans, Medium-Duty Van, 18 ft, ID Van 13	11	\$95,325.14	9	Yes
Central Florida Regional Planning Council	Revenue Vehicles	Vans	Medium-Duty Van	1	Vans, Medium-Duty Van, 18 ft, ID Van 8	9	\$95,325.14	9	Yes
Central Florida Regional Planning Council	Revenue Vehicles	Vans	Medium-Duty Van	1	Vans, Medium-Duty Van, 18 ft, ID Van 9	9	\$95,325.14	9	Yes
Central Florida Regional Planning Council	Revenue Vehicles	Vans	Medium-Duty Van	1	Vans, Medium-Duty Van, 19 ft, ID Van 12	13	\$95,325.14	9	Yes
FDOT	Non-Revenue Vehicles	Truck		1	Service Vehicle - Ford F250 Super Duty, ID 869	19	\$38,000.00	10	Yes
FDOT	Non-Revenue Vehicles	Truck		1	Service Vehicle and Transit Oriented Administrative Activities - Ford F150 S/Cab P/U, ID 870	17	\$35,000.00	10	Yes
FDOT	Non-Revenue Vehicles	Truck		1	Service Vehicle - Chevy 3500 Silverado/Knapheide, ID 8001	6	\$76,904.45	10	No
FDOT	Non-Revenue Vehicles	Car		1	Transit Oriented Administrative Activities - Chevy Equinox / 4 door SUV, ID 8005	4	\$31,368.00	14	No
FDOT	Non-Revenue Vehicles	Truck		1	Service Truck - Trucks and other Rubber Tire Vehicles, ID 62	4	\$71,325.00	20	No
FDOT	Non-Revenue Vehicles	Car		84	Service Vehicle - Trucks and other Rubber Tire Vehicles, ID 82347	4	\$51,487.00	10	No
FDOT	Non-Revenue Vehicles	Special		1	Roll Back Truck - Trucks and other Rubber Tire Vehicles, ID NC-RD291	15	\$61,800.00	7	Yes
FDOT	Non-Revenue Vehicles	Truck		1	Service Truck - Trucks and other Rubber Tire Vehicles, LCT 20	8	\$27,896.00	7	Yes
FDOT	Non-Revenue Vehicles	Car		1	Trucks and other Rubber Tire Vehicles - Ford Explorer, LCT 18	10	\$27,191.88	14	No
FDOT	Non-Revenue Vehicles	Car		1	Trucks and other Rubber Tire Vehicles - Ford Explorer, LCT 23	10	\$27,191.88	14	No
Gulf County ARC	Revenue Vehicles	Bus	Bus	1	Bus, Cutaway, 21 ft, ID 31	13	\$89,108.04	10	Yes
Gulf County ARC	Revenue Vehicles	Bus	Bus	1	Bus, Cutaway, 21 ft, ID 34	10	\$89,108.04	8	Yes
Gulf County ARC	Revenue Vehicles	Bus	Bus	1	Bus, Cutaway, 21 ft, ID 37	7	\$89,108.04	8	No
Gulf County ARC	Revenue Vehicles	Bus	Bus	1	Bus, Cutaway, 22 ft, ID 107	5	\$89,108.04	8	No
Gulf County ARC	Revenue Vehicles	Bus	Bus	1	Bus, Cutaway, 22 ft, ID 42	5	\$89,108.04	8	No
Gulf County ARC	Revenue Vehicles	Bus	Bus	1	Bus, Cutaway, 23 ft, ID 108	4	\$89,108.04	8	No
Gulf County ARC	Revenue Vehicles	Bus	Bus	1	Bus, Cutaway, 23 ft, ID 109	2	\$89,108.04	10	No
Gulf County ARC	Revenue Vehicles	Bus	Bus	1	Bus, Cutaway, 23 ft, ID 35	10	\$89,108.04	10	Yes
Gulf County ARC	Revenue Vehicles	Bus	Bus	1	Bus, Cutaway, 23 ft, ID 43	4	\$89,108.04	8	No
Gulf County ARC	Revenue Vehicles	Bus	Bus	1	Bus, Cutaway, 23 ft, ID 46	3	\$89,108.04	8	No
Gulf County ARC	Revenue Vehicles	Vans	Automobile	1	Vans, Automobile, 15 ft, ID 39	6	\$90,882.55	8	No



Asset Owner	Asset Category	Asset Class	Asset Name	Count	Description	Age (Years)	Replacement Cost/Value	Useful Life Benchmark (Years)	At or Past Useful Life Benchmark
Gulf County ARC	Revenue Vehicles	Vans	Light-Duty Van	1	Van, Minivan, 18 ft, ID 101	10	\$54,989.16	8	Yes
Gulf County ARC	Revenue Vehicles	Vans	Light-Duty Van	1	Van, Minivan, 18 ft, ID 102	10	\$54,989.16	10	Yes
Gulf County ARC	Revenue Vehicles	Vans	Light-Duty Van	1	Van, Minivan, 18 ft, ID 103	10	\$54,989.16	8	Yes
Gulf County ARC	Revenue Vehicles	Vans	Light-Duty Van	1	Van, Minivan, 18 ft, ID 105	10	\$54,989.16	10	Yes
Gulf County ARC	Revenue Vehicles	Vans	Light-Duty Van	1	Van, Minivan, 18 ft, ID 106	6	\$54,989.16	10	No
Gulf County ARC	Revenue Vehicles	Vans	Light-Duty Van	1	Van, Minivan, 18 ft, ID 36	9	\$54,989.16	10	No
Gulf County ARC	Revenue Vehicles	Vans	Light-Duty Van	1	Van, Minivan, 18 ft, ID 40	6	\$54,989.16	10	No
Gulf County ARC	Revenue Vehicles	Vans	Light-Duty Van	1	Van, Minivan, 18 ft, ID 41	5	\$54,989.16	10	No
Gulf County ARC	Revenue Vehicles	Vans	Light-Duty Van	1	Van, Minivan, 18 ft, ID 44	4	\$54,989.16	10	No
Gulf County ARC	Revenue Vehicles	Vans	Light-Duty Van	1	Van, Minivan, 18 ft, ID 45	4	\$54,989.16	10	No
Gulf County ARC	Revenue Vehicles	Vans	Light-Duty Van	1	Van, Minivan, 28 ft, ID 38	7	\$54,989.16	10	No
Jackson County Transportation	Revenue Vehicles	Bus	Bus	1	Bus, Cutaway, 22 ft, ID 118	11	\$89,108.04	8	Yes
Jackson County Transportation	Revenue Vehicles	Bus	Bus	1	Bus, Cutaway, 22 ft, ID 126	10	\$89,108.04	8	Yes
Jackson County Transportation	Revenue Vehicles	Bus	Bus	1	Bus, Cutaway, 22 ft, ID Bus 1	8	\$89,108.04	8	Yes
Jackson County Transportation	Revenue Vehicles	Bus	Bus	1	Bus, Cutaway, 23 ft, ID 131	8	\$89,108.04	10	No
Jackson County Transportation	Revenue Vehicles	Bus	Bus	1	Bus, Cutaway, 23 ft, ID 132	8	\$89,108.04	10	No
Jackson County Transportation	Revenue Vehicles	Bus	Bus	1	Bus, Cutaway, 23 ft, ID 133	7	\$89,108.04	8	No
Jackson County Transportation	Revenue Vehicles	Bus	Bus	1	Bus, Cutaway, 23 ft, ID 134	7	\$89,108.04	8	No
Jackson County Transportation	Revenue Vehicles	Bus	Bus	1	Bus, Cutaway, 23 ft, ID 140	6	\$89,108.04	8	No
Jackson County Transportation	Revenue Vehicles	Bus	Bus	1	Bus, Cutaway, 23 ft, ID 142	6	\$89,108.04	10	No
Jackson County Transportation	Revenue Vehicles	Bus	Bus	1	Bus, Cutaway, 23 ft, ID 143	6	\$89,108.04	10	No
Jackson County Transportation	Revenue Vehicles	Bus	Bus	1	Bus, Cutaway, 23 ft, ID 146	5	\$89,108.04	10	No
Jackson County Transportation	Revenue Vehicles	Bus	Bus	1	Bus, Cutaway, 23 ft, ID 147	5	\$89,108.04	8	No
Jackson County Transportation	Revenue Vehicles	Bus	Bus	1	Bus, Cutaway, 23 ft, ID 150	3	\$89,108.04	8	No
Jackson County Transportation	Revenue Vehicles	Bus	Bus	1	Bus, Cutaway, 23 ft, ID 150a	3	\$89,108.04	10	No
Jackson County Transportation	Revenue Vehicles	Bus	Bus	1	Bus, Cutaway, 23 ft, ID 151	3	\$89,108.04	10	No
Jackson County Transportation	Revenue Vehicles	Bus	Bus	1	Bus, Cutaway, 23 ft, ID 151a	3	\$89,108.04	8	No
Jackson County Transportation	Revenue Vehicles	Bus	Bus	1	Bus, Cutaway, 25 ft, ID 148	4	\$89,108.04	10	No
Jackson County Transportation	Revenue Vehicles	Vans	Medium-Duty Van	1	Vans, Medium-Duty Van, 17 ft, ID 141	6	\$95,325.14	10	No
Jackson County Transportation	Revenue Vehicles	Vans	Medium-Duty Van	1	Vans, Medium-Duty Van, 18 ft, ID 121	11	\$95,325.14	10	Yes
Jackson County Transportation	Revenue Vehicles	Vans	Medium-Duty Van	1	Vans, Medium-Duty Van, 18 ft, ID 137	7	\$95,325.14	10	No
Jackson County Transportation	Revenue Vehicles	Vans	Medium-Duty Van	1	Vans, Medium-Duty Van, 18 ft, ID 138	7	\$95,325.14	10	No
Jackson County Transportation	Revenue Vehicles	Vans	Medium-Duty Van	1	Vans, Medium-Duty Van, 18 ft, ID 139	7	\$95,325.14	10	No
Jackson County Transportation	Revenue Vehicles	Vans	Medium-Duty Van	1	Vans, Medium-Duty Van, 18 ft, ID 144	6	\$95,325.14	10	No
Jackson County Transportation	Revenue Vehicles	Vans	Medium-Duty Van	1	Vans, Medium-Duty Van, 18 ft, ID 145	5	\$95,325.14	10	No
Jackson County Transportation	Revenue Vehicles	Vans	Medium-Duty Van	1	Vans, Medium-Duty Van, 22 ft, ID 149	3	\$95,325.14	10	No
Jackson County Transportation	Revenue Vehicles	Vans	Medium-Duty Van	1	Vans, Medium-Duty Van, 22 ft, ID 152	2	\$95,325.14	10	No
Jackson County Transportation	Revenue Vehicles	Vans	Medium-Duty Van	1	Vans, Medium-Duty Van, 22 ft, ID 152a	2	\$95,325.14	10	No
Jackson County Transportation	Revenue Vehicles	Vans	Sports Utility Vehicle	1	Vans, Sports Utility Vehicle, 15 ft, ID 128	9	\$90,882.55	8	No
Jackson County Transportation	Revenue Vehicles	Vans	Sports Utility Vehicle	1	Vans, Sports Utility Vehicle, 17 ft, ID 129	11	\$90,882.55	10	Yes
Key West Transit	Revenue Vehicles	Bus	Bus	1	Bus, 30 ft, ID 809	19	\$397,793.95	12	Yes



Asset Owner	Asset Category	Asset Class	Asset Name	Count	Description	Age (Years)	Replacement Cost/Value	Useful Life Benchmark (Years)	At or Past Useful Life Benchmark
Key West Transit	Revenue Vehicles	Bus	Bus	1	Bus, 30 ft, ID 810	19	\$397,793.95	12	Yes
Key West Transit	Revenue Vehicles	Bus	Bus	1	Bus, 30 ft, ID 811	19	\$397,793.95	12	Yes
Key West Transit	Revenue Vehicles	Bus	Bus	1	Bus, 30 ft, ID 812	19	\$397,793.95	12	Yes
Key West Transit	Revenue Vehicles	Bus	Bus	1	Bus, 30 ft, ID 813	19	\$397,793.95	12	Yes
Key West Transit	Revenue Vehicles	Bus	Bus	1	Bus, 30 ft, ID 814	19	\$397,793.95	12	Yes
Key West Transit	Revenue Vehicles	Bus	Bus	1	Bus, 30 ft, ID 818	7	\$397,793.95	12	No
Key West Transit	Revenue Vehicles	Bus	Bus	1	Bus, 30 ft, ID 819	7	\$397,793.95	12	No
Key West Transit	Revenue Vehicles	Bus	Bus	1	Bus, 30 ft, ID 820	7	\$397,793.95	12	No
Key West Transit	Revenue Vehicles	Bus	Bus	1	Bus, 30 ft, ID 821	7	\$397,793.95	12	No
Key West Transit	Revenue Vehicles	Bus	Bus	1	Bus, 30 ft, ID 822	6	\$397,793.95	12	No
Key West Transit	Revenue Vehicles	Bus	Bus	1	Bus, 30 ft, ID 825	5	\$397,793.95	12	No
Key West Transit	Revenue Vehicles	Bus	Bus	1	Bus, 30 ft, ID 826	5	\$397,793.95	12	No
Key West Transit	Revenue Vehicles	Bus	Bus	1	Bus, 30 ft, ID 827	4	\$397,793.95	12	No
Key West Transit	Revenue Vehicles	Bus	Bus	1	Bus, 30 ft, ID 828	4	\$397,793.95	12	No
Key West Transit	Revenue Vehicles	Bus	Bus	1	Bus, 30 ft, ID 829	4	\$397,793.95	12	No
Key West Transit	Revenue Vehicles	Bus	Bus	1	Bus, 35 ft, ID 816	14	\$503,884.73	12	Yes
Key West Transit	Revenue Vehicles	Bus	Bus	1	Bus, 35 ft, ID 817	14	\$503,884.73	10	Yes
Key West Transit	Revenue Vehicles	Bus	Bus	1	Bus, 35 ft, ID 823	6	\$503,884.73	12	No
Key West Transit	Revenue Vehicles	Bus	Bus	1	Bus, 35 ft, ID 824	6	\$503,884.73	12	No
Key West Transit	Revenue Vehicles	Bus	Bus	1	Bus, 35 ft, ID 830	4	\$503,884.73	12	No
Key West Transit	Revenue Vehicles	Bus	Bus	1	Bus, Cutaway, 22 ft, ID Bus 1	5	\$89,108.04	12	No
Levy County Transit	Revenue Vehicles	Bus	Bus	1	Bus, 30 ft, ID LCT 110	6	\$397,793.95	10	No
Levy County Transit	Revenue Vehicles	Bus	Bus	1	Bus, Cutaway, 22 ft, ID LCT 14	3	\$89,108.04	10	No
Levy County Transit	Revenue Vehicles	Bus	Bus	1	Bus, Cutaway, 22 ft, ID LCT 15	3	\$89,108.04	14	No
Levy County Transit	Revenue Vehicles	Bus	Bus	1	Bus, Cutaway, 23 ft, ID LCT 12	4	\$89,108.04	10	No
Levy County Transit	Revenue Vehicles	Bus	Bus	1	Bus, Cutaway, 23 ft, ID LCT 13	4	\$89,108.04	10	No
Levy County Transit	Revenue Vehicles	Bus	Bus	1	Bus, Cutaway, 23 ft, ID LCT 2	8	\$89,108.04	10	No
Levy County Transit	Revenue Vehicles	Bus	Bus	1	Bus, Cutaway, 23 ft, ID LCT 3	8	\$89,108.04	10	No
Levy County Transit	Revenue Vehicles	Bus	Bus	1	Bus, Cutaway, 23 ft, ID LCT 6	7	\$89,108.04	10	No
Levy County Transit	Revenue Vehicles	Bus	Bus	1	Bus, Cutaway, 23 ft, ID LCT 9	6	\$89,108.04	10	No
Levy County Transit	Revenue Vehicles	Bus	Bus	1	Bus, Cutaway, 24 ft, ID LCT 10	5	\$89,108.04	10	No
Levy County Transit	Revenue Vehicles	Bus	Bus	1	Bus, Cutaway, 24 ft, ID LCT 11	5	\$89,108.04	10	No
Levy County Transit	Revenue Vehicles	Bus	Bus	1	Bus, Cutaway, 24 ft, ID LCT 16	3	\$89,108.04	10	No
Levy County Transit	Revenue Vehicles	Bus	Bus	1	Bus, Cutaway, 24 ft, ID LCT 17	3	\$89,108.04	10	No
Levy County Transit	Revenue Vehicles	Bus	Bus	1	Bus, Cutaway, 24 ft, ID LCT 5	7	\$89,108.04	10	No
Levy County Transit	Revenue Vehicles	Bus	Bus	1	Bus, Cutaway, 24 ft, ID LCT 7	6	\$89,108.04	10	No
Levy County Transit	Revenue Vehicles	Bus	Bus	1	Bus, Cutaway, 24 ft, ID LCT 8	6	\$89,108.04	10	No
Liberty County Transit	Non-Revenue Vehicles	Car		1	Non-Revenue Automobile, ID 69	11	\$28,000.00	10	Yes
Liberty County Transit	Revenue Vehicles	Bus	Bus	1	Bus, Cutaway, 19 ft, ID 77	7	\$89,108.04	8	No
Liberty County Transit	Revenue Vehicles	Bus	Bus	1	Bus, Cutaway, 21 ft, ID 71	9	\$89,108.04	8	Yes
Liberty County Transit	Revenue Vehicles	Bus	Bus	1	Bus, Cutaway, 21 ft, ID 81	5	\$89,108.04	8	No



Asset Owner	Asset Category	Asset Class	Asset Name	Count	Description	Age (Years)	Replacement Cost/Value	Useful Life Benchmark (Years)	At or Past Useful Life Benchmark
Liberty County Transit	Revenue Vehicles	Bus	Bus	1	Bus, Cutaway, 21 ft, ID 82	3	\$89,108.04	8	No
Liberty County Transit	Revenue Vehicles	Vans	Light-Duty Van	1	Van, Minivan, 16 ft, ID 65	12	\$54,989.16	8	Yes
Liberty County Transit	Revenue Vehicles	Vans	Light-Duty Van	1	Van, Minivan, 16 ft, ID 78	7	\$54,989.16	8	No
Liberty County Transit	Revenue Vehicles	Vans	Light-Duty Van	1	Van, Minivan, 16 ft, ID 79	7	\$54,989.16	8	No
Liberty County Transit	Revenue Vehicles	Vans	Light-Duty Van	1	Van, Minivan, 17 ft, ID 72	10	\$54,989.16	8	Yes
Liberty County Transit	Revenue Vehicles	Vans	Medium-Duty Van	1	Van, Medium-Duty Van, 18 ft, ID 59	14	\$95,325.14	8	Yes
Liberty County Transit	Revenue Vehicles	Vans	Medium-Duty Van	1	Van, Medium-Duty Van, 18 ft, ID 61	13	\$95,325.14	8	Yes
Liberty County Transit	Revenue Vehicles	Vans	Medium-Duty Van	1	Van, Medium-Duty Van, 18 ft, ID 62	13	\$95,325.14	8	Yes
Liberty County Transit	Revenue Vehicles	Vans	Medium-Duty Van	1	Van, Medium-Duty Van, 18 ft, ID 63	13	\$95,325.14	10	Yes
Liberty County Transit	Revenue Vehicles	Vans	Medium-Duty Van	1	Van, Medium-Duty Van, 18 ft, ID 64	13	\$95,325.14	8	Yes
Liberty County Transit	Revenue Vehicles	Vans	Medium-Duty Van	1	Van, Medium-Duty Van, 18 ft, ID 66	12	\$95,325.14	8	Yes
Liberty County Transit	Revenue Vehicles	Vans	Medium-Duty Van	1	Van, Medium-Duty Van, 18 ft, ID 75	13	\$95,325.14	8	Yes
Liberty County Transit	Revenue Vehicles	Vans	Sports Utility Vehicle	1	Van, Sport Utility Vehicle, 16 ft, ID 70	9	\$90,882.55	10	No
Liberty County Transit	Revenue Vehicles	Vans	Sports Utility Vehicle	1	Van, Sport Utility Vehicle, 17 ft, ID 74	8	\$90,882.55	10	No
Marion Transit	Revenue Vehicles	Bus	Bus	1	Bus, Cutaway, 22 ft, ID 0000	5	\$89,108.04	8	No
Marion Transit	Revenue Vehicles	Bus	Bus	1	Bus, Cutaway, 22 ft, ID 1700	5	\$89,108.04	10	No
Marion Transit	Revenue Vehicles	Bus	Bus	1	Bus, Cutaway, 22 ft, ID 1701	5	\$89,108.04	10	No
Marion Transit	Revenue Vehicles	Bus	Bus	1	Bus, Cutaway, 22 ft, ID 1702	5	\$89,108.04	10	No
Marion Transit	Revenue Vehicles	Bus	Bus	1	Bus, Cutaway, 22 ft, ID 1703	5	\$89,108.04	10	No
Marion Transit	Revenue Vehicles	Bus	Bus	1	Bus, Cutaway, 23 ft, ID 0000	8	\$89,108.04	10	No
Marion Transit	Revenue Vehicles	Bus	Bus	1	Bus, Cutaway, 23 ft, ID 0000	6	\$89,108.04	10	No
Marion Transit	Revenue Vehicles	Bus	Bus	1	Bus, Cutaway, 23 ft, ID 1201	10	\$89,108.04	10	Yes
Marion Transit	Revenue Vehicles	Bus	Bus	1	Bus, Cutaway, 23 ft, ID 1202	10	\$89,108.04	10	Yes
Marion Transit	Revenue Vehicles	Bus	Bus	1	Bus, Cutaway, 23 ft, ID 1301	9	\$89,108.04	10	No
Marion Transit	Revenue Vehicles	Bus	Bus	1	Bus, Cutaway, 23 ft, ID 1302	9	\$89,108.04	10	No
Marion Transit	Revenue Vehicles	Bus	Bus	1	Bus, Cutaway, 23 ft, ID 1303	9	\$89,108.04	10	No
Marion Transit	Revenue Vehicles	Bus	Bus	1	Bus, Cutaway, 23 ft, ID 1304	9	\$89,108.04	10	No
Marion Transit	Revenue Vehicles	Bus	Bus	1	Bus, Cutaway, 23 ft, ID 1305	9	\$89,108.04	10	No
Marion Transit	Revenue Vehicles	Bus	Bus	1	Bus, Cutaway, 23 ft, ID 1306	9	\$89,108.04	10	No
Marion Transit	Revenue Vehicles	Bus	Bus	1	Bus, Cutaway, 23 ft, ID 1400	8	\$89,108.04	10	No
Marion Transit	Revenue Vehicles	Bus	Bus	1	Bus, Cutaway, 23 ft, ID 1401	8	\$89,108.04	10	No
Marion Transit	Revenue Vehicles	Bus	Bus	1	Bus, Cutaway, 23 ft, ID 1402	8	\$89,108.04	10	No
Marion Transit	Revenue Vehicles	Bus	Bus	1	Bus, Cutaway, 23 ft, ID 1403	8	\$89,108.04	10	No
Marion Transit	Revenue Vehicles	Bus	Bus	1	Bus, Cutaway, 23 ft, ID 1404	8	\$89,108.04	10	No
Marion Transit	Revenue Vehicles	Bus	Bus	1	Bus, Cutaway, 23 ft, ID 1405	8	\$89,108.04	10	No
Marion Transit	Revenue Vehicles	Bus	Bus	1	Bus, Cutaway, 23 ft, ID 1501	7	\$89,108.04	10	No
Marion Transit	Revenue Vehicles	Bus	Bus	1	Bus, Cutaway, 23 ft, ID 1502	7	\$89,108.04	10	No
Marion Transit	Revenue Vehicles	Bus	Bus	1	Bus, Cutaway, 23 ft, ID 1600	6	\$89,108.04	10	No
Marion Transit	Revenue Vehicles	Bus	Bus	1	Bus, Cutaway, 23 ft, ID 1601	6	\$89,108.04	10	No
Marion Transit	Revenue Vehicles	Bus	Bus	1	Bus, Cutaway, 23 ft, ID 1602	6	\$89,108.04	10	No
Marion Transit	Revenue Vehicles	Bus	Bus	1	Bus, Cutaway, 23 ft, ID 1603	6	\$89,108.04	10	No
Marion Transit	Revenue Vehicles	Bus	Bus	1	Bus, Cutaway, 24 ft, ID 1801	4	\$89,108.04	10	No



Asset Owner	Asset Category	Asset Class	Asset Name	Count	Description	Age (Years)	Replacement Cost/Value	Useful Life Benchmark (Years)	At or Past Useful Life Benchmark
Marion Transit	Revenue Vehicles	Bus	Bus	1	Bus, Cutaway, 24 ft, ID 1802	4	\$89,108.04	10	No
Marion Transit	Revenue Vehicles	Bus	Bus	1	Bus, Cutaway, 24 ft, ID 1803	4	\$89,108.04	10	No
Marion Transit	Revenue Vehicles	Bus	Bus	1	Bus, Cutaway, 24 ft, ID 1804	4	\$89,108.04	10	No
Marion Transit	Revenue Vehicles	Bus	Bus	1	Bus, Cutaway, 24 ft, ID 1805	4	\$89,108.04	10	No
Marion Transit	Revenue Vehicles	Bus	Bus	1	Bus, Cutaway, 24 ft, ID 1900	3	\$89,108.04	10	No
Marion Transit	Revenue Vehicles	Bus	Bus	1	Bus, Cutaway, 24 ft, ID 1901	3	\$89,108.04	10	No
Marion Transit	Revenue Vehicles	Bus	Bus	1	Bus, Cutaway, 24 ft, ID 1902	3	\$89,108.04	10	No
Marion Transit	Revenue Vehicles	Bus	Bus	1	Bus, Cutaway, 24 ft, ID 1903	3	\$89,108.04	10	No
Marion Transit	Revenue Vehicles	Bus	Bus	1	Bus, Cutaway, 24 ft, ID 1904	3	\$89,108.04	10	No
Marion Transit	Revenue Vehicles	Bus	Bus	1	Bus, Cutaway, 24 ft, ID 2001	2	\$89,108.04	10	No
Marion Transit	Revenue Vehicles	Bus	Bus	1	Bus, Cutaway, 24 ft, ID 2002	2	\$89,108.04	10	No
Marion Transit	Revenue Vehicles	Bus	Bus	1	Bus, Cutaway, 24 ft, ID 2003	2	\$89,108.04	10	No
Marion Transit	Revenue Vehicles	Bus	Bus	1	Bus, Cutaway, 24 ft, ID 2004	2	\$89,108.04	10	No
Marion Transit	Revenue Vehicles	Bus	Bus	1	Bus, Cutaway, 24 ft, ID 2005	2	\$89,108.04	10	No
Marion Transit	Revenue Vehicles	Vans	Light-Duty Van	1	Vans, Minivan, 11 ft, ID 1205	10	\$54,989.16	10	Yes
Nassau County Council on Aging/Nassau County TRANSIT	Revenue Vehicles	Bus	Bus	1	Bus, Cutaway, 21 ft, ID 52	13	\$89,108.04	8	Yes
Nassau County Council on Aging/Nassau County TRANSIT	Revenue Vehicles	Bus	Bus	1	Bus, Cutaway, 21 ft, ID 54	13	\$89,108.04	8	Yes
Nassau County Council on Aging/Nassau County TRANSIT	Revenue Vehicles	Bus	Bus	1	Bus, Cutaway, 21 ft, ID 62	12	\$89,108.04	10	Yes
Nassau County Council on Aging/Nassau County TRANSIT	Revenue Vehicles	Bus	Bus	1	Bus, Cutaway, 21 ft, ID 64	11	\$89,108.04	10	Yes
Nassau County Council on Aging/Nassau County TRANSIT	Revenue Vehicles	Bus	Bus	1	Bus, Cutaway, 23 ft, ID 53	13	\$89,108.04	10	Yes
Nassau County Council on Aging/Nassau County TRANSIT	Revenue Vehicles	Bus	Bus	1	Bus, Cutaway, 23 ft, ID 56	13	\$89,108.04	10	Yes
Nassau County Council on Aging/Nassau County TRANSIT	Revenue Vehicles	Bus	Bus	1	Bus, Cutaway, 23 ft, ID 58	13	\$89,108.04	10	Yes
Nassau County Council on Aging/Nassau County TRANSIT	Revenue Vehicles	Bus	Bus	1	Bus, Cutaway, 23 ft, ID 59	12	\$89,108.04	10	Yes
Nassau County Council on Aging/Nassau County TRANSIT	Revenue Vehicles	Bus	Bus	1	Bus, Cutaway, 23 ft, ID 61	12	\$89,108.04	10	Yes
Nassau County Council on Aging/Nassau County TRANSIT	Revenue Vehicles	Bus	Bus	1	Bus, Cutaway, 23 ft, ID 63	11	\$89,108.04	10	Yes
Nassau County Council on Aging/Nassau County TRANSIT	Revenue Vehicles	Bus	Bus	1	Bus, Cutaway, 23 ft, ID 65	9	\$89,108.04	10	No
Nassau County Council on Aging/Nassau County TRANSIT	Revenue Vehicles	Bus	Bus	1	Bus, Cutaway, 23 ft, ID 66	9	\$89,108.04	10	No
Nassau County Council on Aging/Nassau County TRANSIT	Revenue Vehicles	Bus	Bus	1	Bus, Cutaway, 23 ft, ID 69	6	\$89,108.04	8	No
Nassau County Council on Aging/Nassau County TRANSIT	Revenue Vehicles	Bus	Bus	1	Bus, Cutaway, 23 ft, ID 70	6	\$89,108.04	8	No
Nassau County Council on Aging/Nassau County TRANSIT	Revenue Vehicles	Bus	Bus	1	Bus, Cutaway, 23 ft, ID 71	6	\$89,108.04	10	No
Nassau County Council on Aging/Nassau County TRANSIT	Revenue Vehicles	Bus	Bus	1	Bus, Cutaway, 23 ft, ID 72	5	\$89,108.04	10	No



Asset Owner	Asset Category	Asset Class	Asset Name	Count	Description	Age (Years)	Replacement Cost/Value	Useful Life Benchmark (Years)	At or Past Useful Life Benchmark
Nassau County Council on Aging/Nassau County TRANSIT	Revenue Vehicles	Bus	Bus	1	Bus, Cutaway, 26 ft, ID 73	5	\$89,108.04	10	No
Nassau County Council on Aging/Nassau County TRANSIT	Revenue Vehicles	Bus	Bus	1	Bus, Cutaway, 26 ft, ID 74	3	\$89,108.04	10	No
Nassau County Council on Aging/Nassau County TRANSIT	Revenue Vehicles	Bus	Bus	1	Bus, Cutaway, 26 ft, ID 75	3	\$89,108.04	10	No
Nassau County Council on Aging/Nassau County TRANSIT	Revenue Vehicles	Bus	Bus	1	Bus, Cutaway, 26 ft, ID 77	3	\$89,108.04	10	No
Nassau County Council on Aging/Nassau County TRANSIT	Revenue Vehicles	Bus	Bus	1	Bus, Cutaway, 26 ft, ID 78	3	\$89,108.04	10	No
Nassau County Council on Aging/Nassau County TRANSIT	Revenue Vehicles	Bus	Bus	1	Bus, Cutaway, 26 ft, ID 79	3	\$89,108.04	10	No
Nassau County Council on Aging/Nassau County TRANSIT	Revenue Vehicles	Vans	Light-Duty Van	1	Vans, Minivan, 16 ft, ID Van 57	12	\$54,989.16	10	Yes
Nassau County Council on Aging/Nassau County TRANSIT	Revenue Vehicles	Vans	Light-Duty Van	1	Vans, Minivan, 16 ft, ID Van 60	12	\$54,989.16	10	Yes
Nassau County Council on Aging/Nassau County TRANSIT	Revenue Vehicles	Vans	Light-Duty Van	1	Vans, Minivan, 16 ft, ID Van 67	8	\$54,989.16	10	No
Nassau County Council on Aging/Nassau County TRANSIT	Revenue Vehicles	Vans	Light-Duty Van	1	Vans, Minivan, 16 ft, ID Van 68	8	\$54,989.16	10	No
Ride Solution (Putnam County)	Revenue Vehicles	Bus	Bus	1	Bus, 30 ft, ID 28	17	\$397,793.95	10	Yes
Ride Solution (Putnam County)	Revenue Vehicles	Bus	Bus	1	Bus, 30 ft, ID 41	3	\$397,793.95	10	No
Ride Solution (Putnam County)	Revenue Vehicles	Bus	Bus	1	Bus, 30 ft, ID 42	3	\$397,793.95	10	No
Ride Solution (Putnam County)	Revenue Vehicles	Bus	Bus	1	Bus, 30 ft, ID 43	3	\$397,793.95	10	No
Ride Solution (Putnam County)	Revenue Vehicles	Bus	Bus	1	Bus, 30 ft, ID 44	3	\$397,793.95	10	No
Ride Solution (Putnam County)	Revenue Vehicles	Bus	Bus	1	Bus, 30 ft, ID 45	3	\$397,793.95	10	No
Ride Solution (Putnam County)	Revenue Vehicles	Bus	Bus	1	Bus, 31 ft, ID 37	9	\$397,793.95	10	No
Ride Solution (Putnam County)	Revenue Vehicles	Bus	Bus	1	Bus, 32 ft, ID 30	12	\$397,793.95	8	Yes
Ride Solution (Putnam County)	Revenue Vehicles	Bus	Bus	1	Bus, 32 ft, ID 38	11	\$397,793.95	8	Yes
Ride Solution (Putnam County)	Revenue Vehicles	Bus	Bus	1	Bus, 32 ft, ID 39	11	\$397,793.95	10	Yes
Ride Solution (Putnam County)	Revenue Vehicles	Bus	Bus	1	Bus, 32 ft, ID 40	11	\$397,793.95	10	Yes
Ride Solution (Putnam County)	Revenue Vehicles	Bus	Bus	1	Bus, 32 ft, ID 60	12	\$397,793.95	10	Yes
Ride Solution (Putnam County)	Revenue Vehicles	Bus	Bus	1	Bus, 32 ft, ID 61	12	\$397,793.95	10	Yes
Ride Solution (Putnam County)	Revenue Vehicles	Bus	Bus	1	Bus, Cutaway, 23 ft, ID 16	3	\$89,108.04	10	No
Ride Solution (Putnam County)	Revenue Vehicles	Bus	Bus	1	Bus, Cutaway, 23 ft, ID 17	3	\$89,108.04	10	No
Ride Solution (Putnam County)	Revenue Vehicles	Bus	Bus	1	Bus, Cutaway, 23 ft, ID 18	5	\$89,108.04	10	No
Ride Solution (Putnam County)	Revenue Vehicles	Bus	Bus	1	Bus, Cutaway, 23 ft, ID 19	4	\$89,108.04	10	No
Ride Solution (Putnam County)	Revenue Vehicles	Bus	Bus	1	Bus, Cutaway, 23 ft, ID 20	4	\$89,108.04	10	No
Ride Solution (Putnam County)	Revenue Vehicles	Bus	Bus	1	Bus, Cutaway, 23 ft, ID 21	12	\$89,108.04	10	Yes
Ride Solution (Putnam County)	Revenue Vehicles	Bus	Bus	1	Bus, Cutaway, 23 ft, ID 24	12	\$89,108.04	10	Yes
Ride Solution (Putnam County)	Revenue Vehicles	Bus	Bus	1	Bus, Cutaway, 23 ft, ID 25	12	\$89,108.04	10	Yes
Ride Solution (Putnam County)	Revenue Vehicles	Bus	Bus	1	Bus, Cutaway, 23 ft, ID 26	12	\$89,108.04	8	Yes
Ride Solution (Putnam County)	Revenue Vehicles	Bus	Bus	1	Bus, Cutaway, 23 ft, ID 27	12	\$89,108.04	8	Yes
Ride Solution (Putnam County)	Revenue Vehicles	Bus	Bus	2	Bus, Cutaway, 23 ft, ID 29	12	\$89,108.04	8	Yes
Ride Solution (Putnam County)	Revenue Vehicles	Bus	Bus	1	Bus, Cutaway, 23 ft, ID 33	9	\$89,108.04	8	Yes



Asset Owner	Asset Category	Asset Class	Asset Name	Count	Description	Age (Years)	Replacement Cost/Value	Useful Life Benchmark (Years)	At or Past Useful Life Benchmark
Ride Solution (Putnam County)	Revenue Vehicles	Bus	Bus	1	Bus, Cutaway, 23 ft, ID 46	2	\$89,108.04	8	No
Ride Solution (Putnam County)	Revenue Vehicles	Bus	Bus	1	Bus, Cutaway, 23 ft, ID 47	2	\$89,108.04	8	No
Ride Solution (Putnam County)	Revenue Vehicles	Bus	Bus	1	Bus, Cutaway, 23 ft, ID 5	9	\$89,108.04	8	Yes
Ride Solution (Putnam County)	Revenue Vehicles	Bus	Bus	1	Bus, Cutaway, 23 ft, ID 58	13	\$89,108.04	10	Yes
Ride Solution (Putnam County)	Revenue Vehicles	Bus	Bus	1	Bus, Cutaway, 31 ft, ID 35	8	\$89,108.04	10	No
Ride Solution (Putnam County)	Revenue Vehicles	Bus	Bus	1	Bus, Cutaway, 31 ft, ID 35	8	\$89,108.04	10	No
Ride Solution (Putnam County)	Revenue Vehicles	Bus	Bus	1	Bus, Cutaway, 31 ft, ID 36	8	\$89,108.04	10	No
Ride Solution (Putnam County)	Revenue Vehicles	Bus	Bus	1	Bus, Cutaway, 31 ft, ID 36	8	\$89,108.04	10	No
Ride Solution (Putnam County)	Revenue Vehicles	Vans	Medium-Duty Van	1	Van, Medium-Duty Van, 17 ft, ID 6	6	\$95,325.14	8	No
Ride Solution (Putnam County)	Revenue Vehicles	Vans	Medium-Duty Van	1	Van, Medium-Duty Van, 17 ft, ID 7	6	\$95,325.14	8	No
Ride Solution (Putnam County)	Revenue Vehicles	Vans	Medium-Duty Van	1	Van, Medium-Duty Van, 17 ft, ID 8	6	\$95,325.14	8	No
Ride Solution (Putnam County)	Revenue Vehicles	Vans	Medium-Duty Van	1	Van, Medium-Duty Van, 17 ft, ID 9	6	\$95,325.14	8	No
Ride Solution (Putnam County)	Revenue Vehicles	Vans	Medium-Duty Van	1	Van, Medium-Duty Van, 19 ft, ID 14	5	\$95,325.14	8	No
Ride Solution (Putnam County)	Revenue Vehicles	Vans	Medium-Duty Van	1	Van, Medium-Duty Van, 19 ft, ID 15	5	\$95,325.14	8	No
Sumter County Transit	Revenue Vehicles	Bus	Bus	1	Bus, Cutaway, 21 ft, ID 5429	9	\$89,108.04	10	No
Sumter County Transit	Revenue Vehicles	Bus	Bus	1	Bus, Cutaway, 21 ft, ID 5448	9	\$89,108.04	10	No
Sumter County Transit	Revenue Vehicles	Bus	Bus	1	Bus, Cutaway, 22 ft, ID 6091	6	\$89,108.04	10	No
Sumter County Transit	Revenue Vehicles	Bus	Bus	1	Bus, Cutaway, 22 ft, ID 6092	6	\$89,108.04	10	No
Sumter County Transit	Revenue Vehicles	Bus	Bus	1	Bus, Cutaway, 22 ft, ID 6093	6	\$89,108.04	10	No
Sumter County Transit	Revenue Vehicles	Bus	Bus	1	Bus, Cutaway, 22 ft, ID 6094	6	\$89,108.04	10	No
Sumter County Transit	Revenue Vehicles	Bus	Bus	1	Bus, Cutaway, 23 ft, ID 5595	8	\$89,108.04	8	Yes
Sumter County Transit	Revenue Vehicles	Bus	Bus	1	Bus, Cutaway, 23 ft, ID 5596	8	\$89,108.04	8	Yes
Sumter County Transit	Revenue Vehicles	Bus	Bus	1	Bus, Cutaway, 23 ft, ID 5771	7	\$89,108.04	8	No
Sumter County Transit	Revenue Vehicles	Bus	Bus	1	Bus, Cutaway, 23 ft, ID 5772	7	\$89,108.04	10	No
Sumter County Transit	Revenue Vehicles	Bus	Bus	1	Bus, Cutaway, 23 ft, ID 7071	5	\$89,108.04	10	No
Sumter County Transit	Revenue Vehicles	Bus	Bus	1	Bus, Cutaway, 23 ft, ID 7072	5	\$89,108.04	10	No
Sumter County Transit	Revenue Vehicles	Bus	Bus	1	Bus, Cutaway, 23 ft, ID 7379	3	\$89,108.04	10	No
Sumter County Transit	Revenue Vehicles	Bus	Bus	1	Bus, Cutaway, 23 ft, ID 7380	3	\$89,108.04	10	No
Sumter County Transit	Revenue Vehicles	Bus	Bus	1	Bus, Cutaway, 23 ft, ID 7381	3	\$89,108.04	10	No
Sumter County Transit	Revenue Vehicles	Bus	Bus	1	Bus, Cutaway, 23 ft, ID 7498	2	\$89,108.04	10	No
Sumter County Transit	Revenue Vehicles	Bus	Bus	1	Bus, Cutaway, 23 ft, ID 7500	2	\$89,108.04	10	No
Sumter County Transit	Revenue Vehicles	Vans	Medium-Duty Van	1	Bus, Cutaway, 23 ft, ID 7564	2	\$89,108.04	10	No
Sumter County Transit	Revenue Vehicles	Vans	Medium-Duty Van	1	Van, Medium-Duty Van, 23 ft, ID 7073	5	\$95,325.14	10	No
Sumter County Transit	Revenue Vehicles	Vans	Medium-Duty Van	1	Van, Medium-Duty Van, 23 ft, ID 7074	5	\$95,325.14	10	No
Suwannee River Economic Council	Revenue Vehicles	Bus	Bus	1	Van, Medium-Duty Van, 23 ft, ID 7075	5	\$95,325.14	10	No
Suwannee River Economic Council	Revenue Vehicles	Bus	Bus	1	Bus, 24 ft, ID B17	7	\$397,793.95	8	No
Suwannee River Economic Council	Revenue Vehicles	Bus	Bus	1	Bus, 24 ft, ID D141	7	\$397,793.95	8	No
Suwannee River Economic Council	Revenue Vehicles	Bus	Bus	1	Bus, 24 ft, ID D143	5	\$397,793.95	10	No



Asset Owner	Asset Category	Asset Class	Asset Name	Count	Description	Age (Years)	Replacement Cost/Value	Useful Life Benchmark (Years)	At or Past Useful Life Benchmark
Suwannee River Economic Council	Revenue Vehicles	Bus	Bus	1	Bus, 24 ft, ID D145	3	\$397,793.95	8	No
Suwannee River Economic Council	Revenue Vehicles	Bus	Bus	1	Bus, 24 ft, ID D146	3	\$397,793.95	10	No
Suwannee River Economic Council	Revenue Vehicles	Bus	Bus	1	Bus, 24 ft, ID G142	7	\$397,793.95	10	No
Suwannee River Economic Council	Revenue Vehicles	Bus	Bus	1	Bus, 24 ft, ID U208	7	\$397,793.95	10	No
Suwannee River Economic Council	Revenue Vehicles	Bus	Bus	1	Bus, Cutaway, 22 ft, ID B05	13	\$89,108.04	10	Yes
Suwannee River Economic Council	Revenue Vehicles	Bus	Bus	1	Bus, Cutaway, 22 ft, ID B10	12	\$89,108.04	10	Yes
Suwannee River Economic Council	Revenue Vehicles	Bus	Bus	1	Bus, Cutaway, 22 ft, ID B12	10	\$89,108.04	8	Yes
Suwannee River Economic Council	Revenue Vehicles	Bus	Bus	1	Bus, Cutaway, 22 ft, ID B13	11	\$89,108.04	8	Yes
Suwannee River Economic Council	Revenue Vehicles	Bus	Bus	1	Bus, Cutaway, 22 ft, ID B15	9	\$89,108.04	10	No
Suwannee River Economic Council	Revenue Vehicles	Bus	Bus	1	Bus, Cutaway, 22 ft, ID B16	7	\$89,108.04	8	No
Suwannee River Economic Council	Revenue Vehicles	Bus	Bus	1	Bus, Cutaway, 22 ft, ID D136	12	\$89,108.04	10	Yes
Suwannee River Economic Council	Revenue Vehicles	Bus	Bus	1	Bus, Cutaway, 22 ft, ID D137	11	\$89,108.04	10	Yes
Suwannee River Economic Council	Revenue Vehicles	Bus	Bus	1	Bus, Cutaway, 22 ft, ID D138	9	\$89,108.04	10	No
Suwannee River Economic Council	Revenue Vehicles	Bus	Bus	1	Bus, Cutaway, 22 ft, ID G139	9	\$89,108.04	10	No
Suwannee River Economic Council	Revenue Vehicles	Bus	Bus	1	Bus, Cutaway, 22 ft, ID G140	8	\$89,108.04	10	No
Suwannee River Economic Council	Revenue Vehicles	Bus	Bus	1	Bus, Cutaway, 22 ft, ID L02	9	\$89,108.04	14	No
Suwannee River Economic Council	Revenue Vehicles	Bus	Bus	1	Bus, Cutaway, 22 ft, ID L10	7	\$89,108.04	14	No
Suwannee River Economic Council	Revenue Vehicles	Bus	Bus	1	Bus, Cutaway, 22 ft, ID U02	11	\$89,108.04	14	No
Suwannee River Economic Council	Revenue Vehicles	Bus	Bus	1	Bus, Cutaway, 22 ft, ID U207	10	\$89,108.04	14	No
Suwannee River Economic Council	Revenue Vehicles	Bus	Bus	1	Bus, Cutaway, 24 ft, ID B20	2	\$89,108.04	10	No
Suwannee River Economic Council	Revenue Vehicles	Bus	Bus	1	Bus, Cutaway, 24 ft, ID D147	2	\$89,108.04	8	No
Suwannee River Economic Council	Revenue Vehicles	Bus	Bus	1	Bus, Cutaway, 24 ft, ID G148	2	\$89,108.04	8	No
Suwannee River Economic Council	Revenue Vehicles	Vans	Light-Duty Van	1	Bus, Cutaway, 24 ft, ID U210	2	\$89,108.04	10	No
Suwannee River Economic Council	Revenue Vehicles	Vans	Light-Duty Van	1	Van, Minivan, 17 ft, ID B18	6	\$54,989.16	10	No
Suwannee River Economic Council	Revenue Vehicles	Vans	Light-Duty Van	1	Van, Minivan, 17 ft, ID D144	6	\$54,989.16	14	No
Suwannee River Economic Council	Revenue Vehicles	Vans	Light-Duty Van	1	Van, Minivan, 17 ft, ID L05	8	\$54,989.16	14	No



Asset Owner	Asset Category	Asset Class	Asset Name	Count	Description	Age (Years)	Replacement Cost/Value	Useful Life Benchmark (Years)	At or Past Useful Life Benchmark
Suwannee River Economic Council	Revenue Vehicles	Vans	Light-Duty Van	1	Van, Minivan, 17 ft, ID U03	8	\$54,989.16	14	No
Suwannee River Economic Council	Revenue Vehicles	Vans	Medium-Duty Van	1	Van, Minivan, 18 ft, ID B205	10	\$54,989.16	10	Yes
Suwannee River Economic Council	Revenue Vehicles	Vans	Medium-Duty Van	1	Van, Medium-Duty Van, 18 ft, ID B06	12	\$95,325.14	10	Yes
Suwannee River Economic Council	Revenue Vehicles	Vans	Medium-Duty Van	1	Van, Medium-Duty Van, 18 ft, ID U01	8	\$95,325.14	10	No
Suwannee Valley Transit Authority	Non-Revenue Vehicles	Truck		1	Maintenance Vehicle, ID 47	14	\$15,000.00	8	Yes
Suwannee Valley Transit Authority	Revenue Vehicles	Bus	Bus	1	Van, Medium-Duty Van, 22 ft, ID U204	12	\$95,325.14	10	Yes
Suwannee Valley Transit Authority	Revenue Vehicles	Bus	Bus	1	Bus, 32 ft, ID 1029	12	\$397,793.95	14	No
Suwannee Valley Transit Authority	Revenue Vehicles	Bus	Bus	1	Bus, 32 ft, ID 1030	12	\$397,793.95	14	No
Suwannee Valley Transit Authority	Revenue Vehicles	Bus	Bus	1	Bus, 32 ft, ID 1031	12	\$397,793.95	7	Yes
Suwannee Valley Transit Authority	Revenue Vehicles	Bus	Bus	1	Bus, 33 ft, ID 27	25	\$503,884.73	10	Yes
Suwannee Valley Transit Authority	Revenue Vehicles	Bus	Bus	1	Bus, 33 ft, ID 5	19	\$503,884.73	10	Yes
Suwannee Valley Transit Authority	Revenue Vehicles	Bus	Bus	1	Bus, Cutaway, 21 ft, ID 11	13	\$89,108.04	8	Yes
Suwannee Valley Transit Authority	Revenue Vehicles	Bus	Bus	1	Bus, Cutaway, 21 ft, ID 14	11	\$89,108.04	8	Yes
Suwannee Valley Transit Authority	Revenue Vehicles	Bus	Bus	1	Bus, Cutaway, 21 ft, ID 15	3	\$89,108.04	5	No
Suwannee Valley Transit Authority	Revenue Vehicles	Bus	Bus	1	Bus, Cutaway, 21 ft, ID 46	7	\$89,108.04	10	No
Suwannee Valley Transit Authority	Revenue Vehicles	Bus	Bus	1	Bus, Cutaway, 21 ft, ID 6	6	\$89,108.04	8	No
Suwannee Valley Transit Authority	Revenue Vehicles	Bus	Bus	1	Bus, Cutaway, 22 ft, ID 1920	3	\$89,108.04	10	No
Suwannee Valley Transit Authority	Revenue Vehicles	Bus	Bus	1	Bus, Cutaway, 22 ft, ID 2021	3	\$89,108.04	10	No
Suwannee Valley Transit Authority	Revenue Vehicles	Bus	Bus	1	Bus, Cutaway, 23 ft, ID 1916	3	\$89,108.04	5	No
Suwannee Valley Transit Authority	Revenue Vehicles	Bus	Bus	1	Bus, Cutaway, 23 ft, ID 1917	3	\$89,108.04	8	No
Suwannee Valley Transit Authority	Revenue Vehicles	Bus	Bus	1	Bus, Cutaway, 23 ft, ID 1919	3	\$89,108.04	14	No
Suwannee Valley Transit Authority	Revenue Vehicles	Bus	Bus	1	Bus, Cutaway, 23 ft, ID 2124	3	\$89,108.04	14	No
Suwannee Valley Transit Authority	Revenue Vehicles	Bus	Bus	1	Bus, Cutaway, 23 ft, ID 3	7	\$89,108.04	14	No
Suwannee Valley Transit Authority	Revenue Vehicles	Bus	Bus	1	Bus, Cutaway, 24 ft, ID 13	13	\$89,108.04	10	Yes
Suwannee Valley Transit Authority	Revenue Vehicles	Bus	Bus	1	Bus, Cutaway, 24 ft, ID 4	6	\$89,108.04	10	No



Asset Owner	Asset Category	Asset Class	Asset Name	Count	Description	Age (Years)	Replacement Cost/Value	Useful Life Benchmark (Years)	At or Past Useful Life Benchmark
Suwannee Valley Transit Authority	Revenue Vehicles	Bus	Bus	1	Bus, Cutaway, 24 ft, ID 7	6	\$89,108.04	8	No
Suwannee Valley Transit Authority	Revenue Vehicles	Bus	Bus	1	Bus, Cutaway, 27 ft, ID 106	12	\$89,108.04	5	Yes
Suwannee Valley Transit Authority	Revenue Vehicles	Bus	Bus	1	Bus, Cutaway, 28 ft, ID 10	10	\$89,108.04	10	Yes
Suwannee Valley Transit Authority	Revenue Vehicles	Vans	Light-Duty Van	1	Bus, Cutaway, 28 ft, ID 18	9	\$89,108.04	5	Yes
Suwannee Valley Transit Authority	Revenue Vehicles	Vans	Medium-Duty Van	1	Van, Minivan, 16 ft, ID 2	5	\$54,989.16	5	Yes
Suwannee Valley Transit Authority	Revenue Vehicles	Vans	Medium-Duty Van	1	Van, Medium-Duty Van, 16 ft, ID 1	6	\$95,325.14	5	Yes
Suwannee Valley Transit Authority	Revenue Vehicles	Vans	Medium-Duty Van	1	Van, Medium-Duty Van, 17 ft, ID 43	10	\$95,325.14	5	Yes
Suwannee Valley Transit Authority	Revenue Vehicles	Vans	Medium-Duty Van	1	Van, Medium-Duty Van, 17 ft, ID 44	10	\$95,325.14	5	Yes
Suwannee Valley Transit Authority	Revenue Vehicles	Vans	Medium-Duty Van	1	Van, Medium-Duty Van, 17 ft, ID 45	8	\$95,325.14	10	No
Suwannee Valley Transit Authority	Revenue Vehicles	Vans	Medium-Duty Van	1	Van, Medium-Duty Van, 20 ft, ID 8	6	\$95,325.14	10	No
Tri-County Community Council	Revenue Vehicles	Bus	Bus	1	Van, Medium-Duty Van, 20 ft, ID 9	4	\$95,325.14	10	No
Tri-County Community Council	Revenue Vehicles	Bus	Bus	1	Bus, 30 ft, ID 192	11	\$397,793.95	8	Yes
Tri-County Community Council	Revenue Vehicles	Bus	Bus	1	Bus, 35 ft, ID 10054	2	\$397,793.95	10	No
Tri-County Community Council	Revenue Vehicles	Bus	Bus	1	Bus, 35 ft, ID 10054a	2	\$397,793.95	8	No
Tri-County Community Council	Revenue Vehicles	Bus	Bus	1	Bus, 35 ft, ID 10054b	2	\$397,793.95	8	No
Tri-County Community Council	Revenue Vehicles	Bus	Bus	1	Bus, 35 ft, ID 10054c	2	\$397,793.95	8	No
Tri-County Community Council	Revenue Vehicles	Bus	Bus	1	Bus, Cutaway, 18 ft, ID 8	9	\$89,108.04	8	Yes
Tri-County Community Council	Revenue Vehicles	Bus	Bus	1	Bus, Cutaway, 21 ft, ID 143	7	\$89,108.04	8	No
Tri-County Community Council	Revenue Vehicles	Bus	Bus	1	Bus, Cutaway, 22 ft, ID 116	15	\$89,108.04	8	Yes
Tri-County Community Council	Revenue Vehicles	Bus	Bus	1	Bus, Cutaway, 22 ft, ID 117	15	\$89,108.04	10	Yes
Tri-County Community Council	Revenue Vehicles	Bus	Bus	1	Bus, Cutaway, 22 ft, ID 124	11	\$89,108.04	10	Yes
Tri-County Community Council	Revenue Vehicles	Bus	Bus	1	Bus, Cutaway, 22 ft, ID 15	6	\$89,108.04	10	No
Tri-County Community Council	Revenue Vehicles	Bus	Bus	1	Bus, Cutaway, 22 ft, ID 15a	6	\$89,108.04	10	No
Tri-County Community Council	Revenue Vehicles	Bus	Bus	1	Bus, Cutaway, 22 ft, ID 15b	6	\$89,108.04	8	No
Tri-County Community Council	Revenue Vehicles	Bus	Bus	1	Bus, Cutaway, 22 ft, ID 15c	6	\$89,108.04	10	No
Tri-County Community Council	Revenue Vehicles	Bus	Bus	1	Bus, Cutaway, 22 ft, ID 15d	6	\$89,108.04	8	No
Tri-County Community Council	Revenue Vehicles	Bus	Bus	1	Bus, Cutaway, 22 ft, ID 15e	6	\$89,108.04	10	No
Tri-County Community Council	Revenue Vehicles	Bus	Bus	1	Bus, Cutaway, 22 ft, ID 184	15	\$89,108.04	10	Yes
Tri-County Community Council	Revenue Vehicles	Bus	Bus	1	Bus, Cutaway, 22 ft, ID 185	15	\$89,108.04	14	Yes
Tri-County Community Council	Revenue Vehicles	Bus	Bus	1	Bus, Cutaway, 22 ft, ID 186	14	\$89,108.04	8	Yes
Tri-County Community Council	Revenue Vehicles	Bus	Bus	1	Bus, Cutaway, 22 ft, ID 193	11	\$89,108.04	8	Yes
Tri-County Community Council	Revenue Vehicles	Bus	Bus	1	Bus, Cutaway, 22 ft, ID 194	11	\$89,108.04	8	Yes
Tri-County Community Council	Revenue Vehicles	Bus	Bus	1	Bus, Cutaway, 22 ft, ID 21	4	\$89,108.04	14	No
Tri-County Community Council	Revenue Vehicles	Bus	Bus	1	Bus, Cutaway, 23 ft, ID 114	18	\$89,108.04	14	Yes



Asset Owner	Asset Category	Asset Class	Asset Name	Count	Description	Age (Years)	Replacement Cost/Value	Useful Life Benchmark (Years)	At or Past Useful Life Benchmark
Tri-County Community Council	Revenue Vehicles	Bus	Bus	1	Bus, Cutaway, 23 ft, ID 128	7	\$89,108.04	10	No
Tri-County Community Council	Revenue Vehicles	Bus	Bus	1	Bus, Cutaway, 23 ft, ID 146	8	\$89,108.04	10	No
Tri-County Community Council	Revenue Vehicles	Bus	Bus	1	Bus, Cutaway, 23 ft, ID 146a	8	\$89,108.04	10	No
Tri-County Community Council	Revenue Vehicles	Bus	Bus	1	Bus, Cutaway, 23 ft, ID 148	16	\$89,108.04	8	Yes
Tri-County Community Council	Revenue Vehicles	Bus	Bus	1	Bus, Cutaway, 23 ft, ID 151	7	\$89,108.04	8	No
Tri-County Community Council	Revenue Vehicles	Bus	Bus	1	Bus, Cutaway, 23 ft, ID 151a	7	\$89,108.04	8	No
Tri-County Community Council	Revenue Vehicles	Bus	Bus	1	Bus, Cutaway, 23 ft, ID 180	17	\$89,108.04	8	Yes
Tri-County Community Council	Revenue Vehicles	Bus	Bus	1	Bus, Cutaway, 23 ft, ID 56	8	\$89,108.04	10	No
Tri-County Community Council	Revenue Vehicles	Bus	Bus	1	Bus, Cutaway, 26 ft, ID 136	7	\$89,108.04	8	No
Tri-County Community Council	Revenue Vehicles	Bus	Bus	1	Bus, Cutaway, 26 ft, ID 97	13	\$89,108.04	8	Yes
Tri-County Community Council	Revenue Vehicles	Vans	Light-Duty Van	1	Bus, Cutaway, 26 ft, ID 97a	13	\$89,108.04	8	Yes
Tri-County Community Council	Revenue Vehicles	Vans	Light-Duty Van	1	Vans, Minivan, 15 ft, ID 10	7	\$54,989.16	8	No
Tri-County Community Council	Revenue Vehicles	Vans	Light-Duty Van	1	Vans, Minivan, 15 ft, ID 144	7	\$54,989.16	8	No
Tri-County Community Council	Revenue Vehicles	Vans	Light-Duty Van	1	Vans, Minivan, 15 ft, ID 144a	7	\$54,989.16	8	No
Tri-County Community Council	Revenue Vehicles	Vans	Light-Duty Van	1	Vans, Minivan, 15 ft, ID 196	7	\$54,989.16	10	No
Tri-County Community Council	Revenue Vehicles	Vans	Light-Duty Van	1	Vans, Minivan, 17 ft, ID 125	10	\$54,989.16	10	Yes
Tri-County Community Council	Revenue Vehicles	Vans	Light-Duty Van	1	Vans, Minivan, 17 ft, ID 126	8	\$54,989.16	10	No
Tri-County Community Council	Revenue Vehicles	Vans	Light-Duty Van	1	Vans, Minivan, 17 ft, ID 127	8	\$54,989.16	10	No
Tri-County Community Council	Revenue Vehicles	Vans	Light-Duty Van	1	Vans, Minivan, 17 ft, ID 149	7	\$54,989.16	10	No
Tri-County Community Council	Revenue Vehicles	Vans	Light-Duty Van	1	Vans, Minivan, 17 ft, ID 195	10	\$54,989.16	10	Yes
Tri-County Community Council	Revenue Vehicles	Vans	Medium-Duty Van	1	Vans, Minivan, 17 ft, ID 55	10	\$54,989.16	10	Yes
Tri-County Community Council	Revenue Vehicles	Vans	Medium-Duty Van	1	Vans, Medium-Duty Van, 17 ft, ID 122	13	\$95,325.14	10	Yes
Tri-County Community Council	Revenue Vehicles	Vans	Medium-Duty Van	1	Vans, Medium-Duty Van, 17 ft, ID 164	13	\$95,325.14	10	Yes
Tri-County Community Council	Revenue Vehicles	Vans	Medium-Duty Van	1	Vans, Medium-Duty Van, 17 ft, ID 179	17	\$95,325.14	10	Yes
Tri-County Community Council	Revenue Vehicles	Vans	Medium-Duty Van	1	Vans, Medium-Duty Van, 17 ft, ID 190	13	\$95,325.14	10	Yes
Tri-County Community Council	Revenue Vehicles	Vans	Medium-Duty Van	1	Vans, Medium-Duty Van, 17 ft, ID 191	12	\$95,325.14	10	Yes
Tri-County Community Council	Revenue Vehicles	Vans	Medium-Duty Van	1	Vans, Medium-Duty Van, 17 ft, ID 53	11	\$95,325.14	10	Yes
Tri-County Community Council	Revenue Vehicles	Vans	Medium-Duty Van	1	Vans, Medium-Duty Van, 18 ft, ID 121	13	\$95,325.14	10	Yes
Tri-County Community Council	Revenue Vehicles	Vans	Medium-Duty Van	1	Vans, Medium-Duty Van, 18 ft, ID 14	8	\$95,325.14	10	No
Tri-County Community Council	Revenue Vehicles	Vans	Medium-Duty Van	1	Vans, Medium-Duty Van, 18 ft, ID 15	8	\$95,325.14	10	No
Tri-County Community Council	Revenue Vehicles	Vans	Medium-Duty Van	1	Vans, Medium-Duty Van, 18 ft, ID 165	13	\$95,325.14	10	Yes
Wakulla Transportation	Revenue Vehicles	Bus	Bus	1	Vans, Medium-Duty Van, 18 ft, ID 189	13	\$95,325.14	10	Yes
Wakulla Transportation	Revenue Vehicles	Bus	Bus	1	Bus, Cutaway, 17 ft, ID Bus 2	8	\$89,108.04	8	Yes
Wakulla Transportation	Revenue Vehicles	Bus	Bus	1	Bus, Cutaway, 21 ft, ID Bus 3	9	\$89,108.04	8	Yes
Wakulla Transportation	Revenue Vehicles	Bus	Bus	1	Bus, Cutaway, 22 ft, ID Bus 1	13	\$89,108.04	8	Yes
Wakulla Transportation	Revenue Vehicles	Bus	Bus	1	Bus, Cutaway, 22 ft, ID Bus 6	4	\$89,108.04	8	No
Wakulla Transportation	Revenue Vehicles	Bus	Bus	1	Bus, Cutaway, 22 ft, ID Bus 8	3	\$89,108.04	8	No
Wakulla Transportation	Revenue Vehicles	Bus	Bus	1	Bus, Cutaway, 23 ft, ID Bus 4	5	\$89,108.04	8	No
Wakulla Transportation	Revenue Vehicles	Bus	Bus	1	Bus, Cutaway, 24 ft, ID Bus 5	4	\$89,108.04	8	No
Wakulla Transportation	Revenue Vehicles	Vans	Light-Duty Van	1	Bus, Cutaway, 24 ft, ID Bus 7	3	\$89,108.04	10	No
Wakulla Transportation	Revenue Vehicles	Vans	Light-Duty Van	1	Van, Minivan, 13 ft, ID Van 3	8	\$54,989.16	8	Yes



Asset Owner	Asset Category	Asset Class	Asset Name	Count	Description	Age (Years)	Replacement Cost/Value	Useful Life Benchmark (Years)	At or Past Useful Life Benchmark
Wakulla Transportation	Revenue Vehicles	Vans	Light-Duty Van	1	Van, Minivan, 17 ft, ID Van 2	10	\$54,989.16	8	Yes
Wakulla Transportation	Revenue Vehicles	Vans	Medium-Duty Van	1	Van, Minivan, 17 ft, ID Van 4	11	\$54,989.16	8	Yes
Wakulla Transportation	Revenue Vehicles	Vans	Medium-Duty Van	1	Van, Medium-Duty Van, 13 ft, ID Van 1	10	\$95,325.14	10	Yes
Wakulla Transportation	Revenue Vehicles	Vans	Medium-Duty Van	1	Van, Medium-Duty Van, 18 ft, ID Van 10	13	\$95,325.14	10	Yes
Wakulla Transportation	Revenue Vehicles	Vans	Medium-Duty Van	1	Van, Medium-Duty Van, 18 ft, ID Van 11	13	\$95,325.14	10	Yes
Wakulla Transportation	Revenue Vehicles	Vans	Medium-Duty Van	1	Van, Medium-Duty Van, 18 ft, ID Van 12	13	\$95,325.14	10	Yes
Wakulla Transportation	Revenue Vehicles	Vans	Medium-Duty Van	1	Van, Medium-Duty Van, 18 ft, ID Van 7	13	\$95,325.14	10	Yes
Wakulla Transportation	Revenue Vehicles	Vans	Medium-Duty Van	1	Van, Medium-Duty Van, 18 ft, ID Van 8	13	\$95,325.14	10	Yes
Wakulla Transportation	Revenue Vehicles	Vans	Medium-Duty Van	1	Van, Medium-Duty Van, 18 ft, ID Van 9	13	\$95,325.14	10	Yes
Wakulla Transportation	Revenue Vehicles	Vans	Medium-Duty Van	1	Van, Medium-Duty Van, 22 ft, ID Van 5	2	\$95,325.14	10	No



Appendix B2: Systems Condition Data

Asset Owner	Asset Category	Asset Class	Asset Name	Count	Description	Age (Years)	Replacement Cost/Value	Useful Life Benchmark (Years)	At or Past Useful Life Benchmark
Baker County Council on Aging	Systems	Communications	Safety and Security - Intrusion Detection System (IDS)	1	Computer Hardware - Security System	7	\$6,656.30	15	No
Big Bend Transit	Systems	Communications	Safety and Security - CCTV	9	Exterior - Electric - Security Camera	26	\$5,400.00	15	Yes
Big Bend Transit	Systems	Communications	Safety and Security - CCTV	1	Interior - Computer Hardware - Security Cameras	26	\$600.00	15	Yes
Calhoun County Senior Citizens Association	Systems	Communications	Safety and Security - CCTV	3	Interior - Computer Hardware - Security Cameras	22	\$1,800.00	15	Yes
Calhoun County Senior Citizens Association	Systems	Communications	Safety and Security - CCTV	2	Maintenance - Exterior - Computer Hardware - Security Cameras	22	\$1,200.00	15	Yes
Gulf County ARC	Systems	Communications	Safety and Security - CCTV	1	Computer Hardware - Security Cameras	14	\$600.00	15	No
JTRANS	Systems	Communications	Safety and Security - CCTV	1	Administration - Interior - Computer Hardware - Security Camera	32	\$600.00	15	Yes
JTRANS	Systems	Communications	Safety and Security - CCTV	1	Exterior - Computer Hardware - Security Cameras	32	\$600.00	15	Yes
JTRANS	Systems	Communications	Safety and Security - CCTV	1	Exterior - Computer Hardware - Security Cameras	32	\$600.00	15	Yes
JTRANS	Systems	Communications	Safety and Security - CCTV	1	Exterior - Computer Hardware - Security Cameras	32	\$600.00	15	Yes
Levy County Transit	Systems	Communications	Safety and Security - Intrusion Detection System (IDS)	1	Computer Hardware - Security System	33	\$6,656.30	15	Yes
Marion Transit	Systems	Communications	Safety and Security - Intrusion Detection System (IDS)	4	Computer Hardware - Security System	18	\$26,625.20	15	Yes
Sumter County Transit	Systems	Communications	Safety and Security - CCTV	1	Administration - Interior - Computer Hardware - Security Cameras	42	\$600.00	15	Yes
Tri-County Community Council	Systems	Communications	Safety and Security - CCTV	4	Computer Hardware - Security Cameras	62	\$2,400.00	15	Yes
Wakulla Transportation	Systems	Communications	Safety and Security - CCTV	1	Electric - Security Camera	16	\$600.00	15	Yes
Wakulla Transportation	Systems	Communications	Safety and Security - CCTV	1	Exterior - Electric - Security Camera	16	\$600.00	15	Yes
Wakulla Transportation	Systems	Communications	Safety and Security - Intrusion Detection System (IDS)	1	Administration - Interior - Electrical - Security System	16	\$600.00	15	Yes



Appendix B3: Facilities Condition Data

Asset Owner	Asset Category	Asset Class	Asset Name	Count	ID/Serial No.	Age (Years)	Replacement Cost/Value	Useful Life Benchmark (Years)	At or Past Useful Life Benchmark
Baker County Council on Aging	Buildings	Building Components	Other	1	Administration - Interior - Fire Protection - Extinguishers	7	\$220.00	15	No
Baker County Council on Aging	Buildings	Building Components	Other	1	Maintenance - Interior - Fire Protection - Exit Signs	7	\$100.00	15	No
Baker County Council on Aging	Buildings	Building Components	Other	4	Maintenance - Interior - Fire Protection - Extinguishers	7	\$880.00	25	No
Baker County Council on Aging	Buildings	Building Components	Other	11	Maintenance - Interior - Fire Protection - Extinguishers	7	\$2,420.00	45	No
Baker County Council on Aging	Equipment	Maintenance	Air Compressor	1	Maintenance - Interior - Air Compressor	7	\$5,000.00	45	No
Baker County Council on Aging	Equipment	Maintenance	Bus Washer	1	Maintenance - Bus Washer - Unfinished	7	\$17,000.00	60	No
Baker County Council on Aging	Equipment	Maintenance	Lifts - Fixed	1	Maintenance - Interior - Lift - Fixed	7	\$20,155.60	60	No
Baker County Council on Aging	Equipment	Maintenance	Lifts - Portable	4	Maintenance - Interior - Lift - Portable - Wireless	7	\$12,000.00	60	No
Baker County Council on Aging	Equipment	Maintenance	Misc. Equip.	1	Administration - Misc. Equipment - Refrigerator	7	\$3,648.22	60	No
Baker County Council on Aging	Equipment	Maintenance	Wheel Truing Machines	2	Maintenance - Interior - Tire Machine - Tire Changer	7	\$40,311.20	60	No
Baker County Council on Aging	Equipment	Maintenance	Wheel Truing Machines	1	Maintenance - Interior - Tire Machine - Wheel Aligner	7	\$20,155.60	60	No
Baker County Council on Aging	Equipment	MIS/IT/Network Systems	Computers/ Hardware	14	Administration - Interior - Computer Hardware - Computer	7	\$93,188.20	60	No
Baker County Council on Aging	Equipment	MIS/IT/Network Systems	Computers/ Hardware	1	Administration - Interior - Computer Hardware - Dispatch	7	\$6,656.30	60	No
Baker County Council on Aging	Equipment	MIS/IT/Network Systems	Computers/ Hardware	1	Administration - Interior - Computer Hardware - Projector	7	\$6,656.30	60	No
Baker County Council on Aging	Equipment	MIS/IT/Network Systems	Computers/ Hardware	1	Administration - Interior - Computer Hardware - Server	7	\$6,656.30	60	No
Baker County Council on Aging	Buildings	Building Components	Access and Parking	90950	Administration - Parking Lot	7	\$136,425.00	60	No
Baker County Council on Aging	Buildings	Building Components	Electrical	1	Administration - Electric - Transformer - Pad-Mounted	7	\$108,263.24	60	No
Baker County Council on Aging	Buildings	Building Components	Electrical	19	Administration - Exterior - Electric - Lights	7	\$19.00	60	No
Baker County Council on Aging	Buildings	Building Components	Electrical	1	Administration - Exterior - Electric - Wiring/Distribution	7	\$400.00	60	No
Baker County Council on Aging	Buildings	Building Components	Electrical	70	Administration - Interior - Electric - Lights	7	\$70.00	60	No
Baker County Council on Aging	Buildings	Building Components	Electrical	1	Administration - Interior - Electric - Wiring/Distribution	7	\$400.00	60	No
Baker County Council on Aging	Buildings	Building Components	Electrical	4	Administration - Interior - Fire Protection - Emergency Lighting	7	\$800.00	60	No
Baker County Council on Aging	Buildings	Building Components	Electrical	9	Maintenance - Electric - Lights	7	\$9.00	60	No
Baker County Council on Aging	Buildings	Building Components	Electrical	1	Maintenance - Electric - Wiring/Distribution	7	\$400.00	60	No
Baker County Council on Aging	Buildings	Building Components	Electrical	2	Maintenance - Interior - Fire Protection - Emergency Lighting	7	\$400.00	60	No
Baker County Council on Aging	Buildings	Building Components	Exterior	14	Administration - Exterior - Windows and Doors	7	\$5,600.00	60	No
Baker County Council on Aging	Buildings	Building Components	Exterior	1	Exterior - Dumpster Enclosure	7	\$700.00	60	No
Baker County Council on Aging	Buildings	Building Components	Fencing	1185	Administration - Fence - Pond Fence	7	\$17,775.00	60	No
Baker County Council on Aging	Buildings	Building Components	HVAC	3	Administration - HVAC	7	\$3,000.00	60	No
Baker County Council on Aging	Buildings	Building Components	HVAC	1	Administration - HVAC - Vents and Ducts	7	\$1,000.00	60	No
Baker County Council on Aging	Buildings	Building Components	HVAC	1	Administration - Interior - HVAC	7	\$500.00	60	No
Baker County Council on Aging	Buildings	Building Components	HVAC	3	Administration - Interior - HVAC - Thermostat	7	\$225.00	60	No
Baker County Council on Aging	Buildings	Building Components	HVAC	1	Administration - Interior - HVAC - Water Heat - Electric	7	\$1,200.00	15	No
Baker County Council on Aging	Buildings	Building Components	Interior	12	Administration - Fire Protection - Exit Signs	7	\$1,200.00	15	No
Baker County Council on Aging	Buildings	Building Components	Interior	1	Administration - Interior - Ceiling	7	\$12,500.00	15	No
Baker County Council on Aging	Buildings	Building Components	Interior	22	Administration - Interior - Doors	7	\$24,200.00	15	No



Asset Owner	Asset Category	Asset Class	Asset Name	Count	ID/Serial No.	Age (Years)	Replacement Cost/Value	Useful Life Benchmark (Years)	At or Past Useful Life Benchmark
Baker County Council on Aging	Buildings	Building Components	Interior	1	Administration - Interior - Floors	7	\$2,500.00	15	No
Baker County Council on Aging	Buildings	Building Components	Interior	1	Administration - Interior - Walls	7	\$1,000.00	15	No
Baker County Council on Aging	Buildings	Building Components	Interior	1	Administration - Interior - Windows	7	\$400.00	15	No
Baker County Council on Aging	Buildings	Building Components	Interior	1	Maintenance - Interior - Floors	7	\$2,500.00	15	No
Baker County Council on Aging	Buildings	Building Components	Interior	1	Maintenance - Interior - Walls - Storage	7	\$1,000.00	15	No
Baker County Council on Aging	Buildings	Building Components	Plumbing	4	Administration - Exterior - Plumbing - Fire Protection - Fire Hydrants	7	\$24,000.00	15	No
Baker County Council on Aging	Buildings	Building Components	Plumbing	1	Administration - Interior - Plumbing	7	\$20,000.00	15	No
Big Bend Transit	Buildings	Building Components	Exterior	1	Exterior - Signage	26	\$6,656.30	15	Yes
Big Bend Transit	Buildings	Building Components	Generators	2	Generator - Backup Mobil	26	\$10,000.00	15	Yes
Big Bend Transit	Buildings	Building Components	Other	1	Interior - Fire Protection	26	\$21,449.67	15	Yes
Big Bend Transit	Equipment	Maintenance	Bus Washer	1	Maintenance - Bus Washer	26	\$17,000.00	25	Yes
Big Bend Transit	Equipment	Maintenance	Fuel Island	1	Maintenance - Fuel Island - Fuel Pump Cover	26	\$100.00	45	No
Big Bend Transit	Equipment	Maintenance	Fuel Tank	2	Maintenance - Exterior - Fuel Tank	26	\$6,400.00	45	No
Big Bend Transit	Equipment	Maintenance	Fuel Tank	2	Maintenance - Exterior - Fuel Tank - Diesel	26	\$6,400.00	60	No
Big Bend Transit	Equipment	Maintenance	Fuel Tank	1	Maintenance - Exterior - Fuel Tank - Pump	26	\$108,263.24	60	No
Big Bend Transit	Equipment	Maintenance	Fuel Tank	1	Maintenance - Fuel Tank - Propane - Underground	26	\$4,400.00	60	No
Big Bend Transit	Equipment	Maintenance	Lifts - Fixed	1	Maintenance - Interior - Lifts - Fixed	1	\$20,155.60	60	No
Big Bend Transit	Equipment	Maintenance	Lifts - Fixed	3	Maintenance - Interior - Lifts - Fixed	7	\$18,000.00	60	No
Big Bend Transit	Equipment	Maintenance	Lifts - Portable	4	Maintenance - Interior - Lifts - Portable	26	\$12,000.00	60	No
Big Bend Transit	Equipment	MIS/IT/Network Systems		1	Interior - Computer Hardware - Intercom	26	\$6,656.30	60	No
Big Bend Transit	Buildings	Building Components	Access and Parking	41885	Parking Lot	26	\$62,827.50	60	No
Big Bend Transit	Buildings	Building Components	Access and Parking	984	Parking Lot - Sidewalk	26	\$7,380.00	60	No
Big Bend Transit	Buildings	Building Components	Access and Parking	1	Parking Lot - Sidewalk - Curb Ramps	26	\$5.00	60	No
Big Bend Transit	Buildings	Building Components	Drainage	12	Exterior - Drainage - Gutters	26	\$54,000.00	60	No
Big Bend Transit	Buildings	Building Components	Electrical	1	Electric - Electrical Panels	26	\$800.00	60	No
Big Bend Transit	Buildings	Building Components	Electrical	1	Exterior - Lights	26	\$400.00	60	No
Big Bend Transit	Buildings	Building Components	Electrical	1	Interior - Lights	26	\$1.00	60	No
Big Bend Transit	Buildings	Building Components	Exterior	1	Exterior - Doors	26	\$2,000.00	60	No
Big Bend Transit	Buildings	Building Components	Exterior	1	Exterior - Walls	26	\$1,000.00	60	No
Big Bend Transit	Buildings	Building Components	Exterior	1	Exterior - Windows	26	\$400.00	60	No
Big Bend Transit	Buildings	Building Components	Exterior	6	Maintenance - Exterior - Doors - Roll Up Doors	26	\$10,800.00	60	No
Big Bend Transit	Buildings	Building Components	Fencing	1280	Administration - Fence	26	\$19,200.00	60	No
Big Bend Transit	Buildings	Building Components	HVAC	2	HVAC	26	\$1,000.00	60	No
Big Bend Transit	Buildings	Building Components	HVAC	3	Interior - HVAC - Air Conditioner	26	\$3,000.00	60	No
Big Bend Transit	Buildings	Building Components	HVAC	1	Interior - HVAC - Air Vent	26	\$500.00	60	No
Big Bend Transit	Buildings	Building Components	HVAC	1	Interior - HVAC - Water Heater	26	\$1,200.00	15	Yes
Big Bend Transit	Buildings	Building Components	HVAC	1	Maintenance - Interior - HVAC	26	\$500.00	15	Yes
Big Bend Transit	Buildings	Building Components	Interior	1	Interior - Ceiling	26	\$12,500.00	15	Yes
Big Bend Transit	Buildings	Building Components	Interior	1	Interior - Doors	26	\$1,100.00	15	Yes
Big Bend Transit	Buildings	Building Components	Interior	1	Interior - Floors	26	\$2,500.00	15	Yes



Asset Owner	Asset Category	Asset Class	Asset Name	Count	ID/Serial No.	Age (Years)	Replacement Cost/Value	Useful Life Benchmark (Years)	At or Past Useful Life Benchmark
Big Bend Transit	Buildings	Building Components	Interior	1	Interior - Floors - Material - Tile	26	\$2,500.00	15	Yes
Big Bend Transit	Buildings	Building Components	Interior	1	Interior - Walls	26	\$1,000.00	15	Yes
Big Bend Transit	Buildings	Building Components	Plumbing	1	Interior - Plumbing	26	\$20,000.00	15	Yes
Big Bend Transit	Buildings	Building Components	Roof	14376	Roof - Material - Metal	26	\$5,750,400.00	15	Yes
Big Bend Transit	Buildings	Building Components	Storage Shed	1	Facilities - Storage Shed	26	\$5,500.00	15	Yes
Calhoun County Senior Citizens Association	Buildings	Building Components	Generators	1	Generator	27	\$5,000.00	15	Yes
Calhoun County Senior Citizens Association	Buildings	Building Components	Generators	1	Generator - Roof Structure	27	\$350.00	15	Yes
Calhoun County Senior Citizens Association	Buildings	Building Components	Generators	2	Generator - Transfer Switch	27	\$10,000.00	15	Yes
Calhoun County Senior Citizens Association	Buildings	Building Components	Other	1	Administration - Interior – Misc. Equipment - Freezer	3	\$3,648.22	15	No
Calhoun County Senior Citizens Association	Buildings	Building Components	Other	2	Interior - Fire Protection - Fire Extinguisher	5	\$440.00	15	No
Calhoun County Senior Citizens Association	Buildings	Building Components	Other	7	Interior - Fire Protection - Fire Extinguisher	5	\$1,540.00	15	No
Calhoun County Senior Citizens Association	Equipment	Maintenance	Air Comp.	1	Maintenance - Interior - Air Compressor	1	\$5,000.00	15	No
Calhoun County Senior Citizens Association	Equipment	Maintenance	Fuel Island	1	Maintenance - Exterior - Fuel Island - Gas Pump	22	\$107,672.21	60	No
Calhoun County Senior Citizens Association	Equipment	Maintenance	Fuel Tank	1	Maintenance - Exterior - Fuel Tank	19	\$3,200.00	60	No
Calhoun County Senior Citizens Association	Equipment	Maintenance	Lifts - Fixed	1	Maintenance - Interior - Lift - Fixed	22	\$6,000.00	60	No
Calhoun County Senior Citizens Association	Equipment	Maintenance	Misc. Equip	1	Administration - Interior – Misc. Equipment - Cooler	3	\$3,648.22	60	No
Calhoun County Senior Citizens Association	Equipment	Maintenance	Misc. Equip	1	Administration - Interior – Misc. Equipment - Ice Machine	3	\$3,000.00	60	No
Calhoun County Senior Citizens Association	Equipment	Maintenance	Misc. Equip	1	Maintenance - Interior – Misc. Equipment - Battery Charger and Tester	22	\$100.00	60	No
Calhoun County Senior Citizens Association	Equipment	Maintenance	Wheel Presses	1	Maintenance - Interior - Tire Machine - Tire Mounter	22	\$20,155.60	60	No
Calhoun County Senior Citizens Association	Equipment	Maintenance	Wheel Truing Machines	1	Maintenance - Interior - Tire Machine -Wheel Balancer	22	\$20,155.60	60	No
Calhoun County Senior Citizens Association	Equipment	MIS/IT/Network Systems	Computers/ Hardware	1	Computer Hardware - Vehicle Scanner	22	\$6,656.30	60	No
Calhoun County Senior Citizens Association	Equipment	MIS/IT/Network Systems		1	Interior - Computer Hardware - Intercom	58	\$6,656.30	60	No
Calhoun County Senior Citizens Association	Equipment	MIS/IT/Network Systems		11	Interior - Computer Hardware - Intercom	58	\$11,000.00	60	No
Calhoun County Senior Citizens Association	Buildings	Building Components	Access and Parking	10882	Administration - Parking Lot	22	\$10,882.00	60	No
Calhoun County Senior Citizens Association	Buildings	Building Components	Access and Parking	19640	Maintenance - Parking Lot	22	\$19,640.00	60	No
Calhoun County Senior Citizens Association	Buildings	Building Components	Drainage	2	Exterior - Drainage - Drainage Ditch	22	\$86,393.08	60	No
Calhoun County Senior Citizens Association	Buildings	Building Components	Drainage	1	Exterior - Drainage - Drainage Pond	2	\$1,000.00	60	No



Asset Owner	Asset Category	Asset Class	Asset Name	Count	ID/Serial No.	Age (Years)	Replacement Cost/Value	Useful Life Benchmark (Years)	At or Past Useful Life Benchmark
Calhoun County Senior Citizens Association	Buildings	Building Components	Drainage	2	Exterior - Drainage - Inlet	2	\$2.00	60	No
Calhoun County Senior Citizens Association	Buildings	Building Components	Electrical	1	Electric - Breaker Box	58	\$1,500.00	60	No
Calhoun County Senior Citizens Association	Buildings	Building Components	Electrical	1	Electric - Breaker Box	58	\$1,500.00	60	No
Calhoun County Senior Citizens Association	Buildings	Building Components	Electrical	1	Electric - Breaker Box	58	\$1,500.00	60	No
Calhoun County Senior Citizens Association	Buildings	Building Components	Electrical	1	Electric - Breaker Box	27	\$1,500.00	60	No
Calhoun County Senior Citizens Association	Buildings	Building Components	Electrical	1	Electric - Breaker Box	22	\$1,500.00	60	No
Calhoun County Senior Citizens Association	Buildings	Building Components	Electrical	1	Electric - Electrical Conduit	22	\$400.00	45	No
Calhoun County Senior Citizens Association	Buildings	Building Components	Electrical	1	Electric - Emergency Lighting	3	\$200.00	45	No
Calhoun County Senior Citizens Association	Buildings	Building Components	Electrical	2	Exterior - Electric - Outlet	22	\$300.00	45	No
Calhoun County Senior Citizens Association	Buildings	Building Components	Electrical	2	Exterior - Electric - Outlet	3	\$300.00	45	No
Calhoun County Senior Citizens Association	Buildings	Building Components	Electrical	1	Exterior - Lights	27	\$1.00	60	No
Calhoun County Senior Citizens Association	Buildings	Building Components	Electrical	6	Exterior - Lights	22	\$6.00	60	No
Calhoun County Senior Citizens Association	Buildings	Building Components	Electrical	0.5	Interior - Electric - Lights	27	\$0.50	60	No
Calhoun County Senior Citizens Association	Buildings	Building Components	Electrical	0.5	Interior - Electric - Lights	58	\$0.50	60	No
Calhoun County Senior Citizens Association	Buildings	Building Components	Electrical	1	Interior - Electric - Outlets and Switch	22	\$150.00	60	No
Calhoun County Senior Citizens Association	Buildings	Building Components	Electrical	1	Interior - Electric - Outlets and Switches	3	\$150.00	60	No
Calhoun County Senior Citizens Association	Buildings	Building Components	Electrical	1	Interior - Electric - Server Room	27	\$100.00	60	No
Calhoun County Senior Citizens Association	Buildings	Building Components	Electrical	7	Interior - Lights	22	\$7.00	60	No
Calhoun County Senior Citizens Association	Buildings	Building Components	Exterior	1	Exterior - Awning	22	\$1,300.00	60	No
Calhoun County Senior Citizens Association	Buildings	Building Components	Exterior	2	Exterior - Breezeway	27	\$20,000.00	60	No
Calhoun County Senior Citizens Association	Buildings	Building Components	Exterior	1	Exterior - Door	22	\$2,000.00	60	No
Calhoun County Senior Citizens Association	Buildings	Building Components	Exterior	2	Exterior - Doors	3	\$4,000.00	60	No
Calhoun County Senior Citizens Association	Buildings	Building Components	Exterior	2	Exterior - Doors	58	\$4,000.00	60	No
Calhoun County Senior Citizens Association	Buildings	Building Components	Exterior	2	Exterior - Doors - Bay Doors	22	\$4,000.00	60	No
Calhoun County Senior Citizens Association	Buildings	Building Components	Exterior	7	Exterior - Handrail	32	\$1,225.00	60	No
Calhoun County Senior Citizens Association	Buildings	Building Components	Exterior	1	Exterior - Signage	22	\$6,656.30	60	No



Asset Owner	Asset Category	Asset Class	Asset Name	Count	ID/Serial No.	Age (Years)	Replacement Cost/Value	Useful Life Benchmark (Years)	At or Past Useful Life Benchmark
Calhoun County Senior Citizens Association	Buildings	Building Components	Exterior	1	Exterior - Signage	3	\$6,656.30	60	No
Calhoun County Senior Citizens Association	Buildings	Building Components	Exterior	2	Exterior - Stairs	32	\$2,000.00	60	No
Calhoun County Senior Citizens Association	Buildings	Building Components	Exterior	1	Exterior - Walls	58	\$1,000.00	60	No
Calhoun County Senior Citizens Association	Buildings	Building Components	Exterior	1	Exterior - Walls	22	\$1,000.00	60	No
Calhoun County Senior Citizens Association	Buildings	Building Components	Exterior	1	Exterior - Windows	22	\$400.00	60	No
Calhoun County Senior Citizens Association	Buildings	Building Components	Exterior	27	Exterior - Windows	3	\$10,800.00	60	No
Calhoun County Senior Citizens Association	Buildings	Building Components	Exterior	1	Maintenance - Exterior - Fuel Tank - Drain	22	\$11,000.00	60	No
Calhoun County Senior Citizens Association	Buildings	Building Components	Fencing	1	Fence	1	\$15.00	60	No
Calhoun County Senior Citizens Association	Buildings	Building Components	HVAC	1	Exterior - HVAC - Compressor	28	\$7,000.00	60	No
Calhoun County Senior Citizens Association	Buildings	Building Components	HVAC	1	Exterior - HVAC - Compressor	28	\$7,000.00	60	No
Calhoun County Senior Citizens Association	Buildings	Building Components	HVAC	1	Exterior - HVAC - Compressor	2	\$7,000.00	60	No
Calhoun County Senior Citizens Association	Buildings	Building Components	HVAC	1	Interior - HVAC - Air Conditioner - Window	22	\$425.00	60	No
Calhoun County Senior Citizens Association	Buildings	Building Components	HVAC	1	Interior - HVAC - Air Conditioner - Window	22	\$425.00	60	No
Calhoun County Senior Citizens Association	Buildings	Building Components	HVAC	1	Interior - HVAC - Air Conditioner - Window	22	\$425.00	60	No
Calhoun County Senior Citizens Association	Buildings	Building Components	HVAC	1	Interior - HVAC - Air Handler	3	\$5,000.00	60	No
Calhoun County Senior Citizens Association	Buildings	Building Components	HVAC	1	Interior - HVAC - Controller	1	\$1,200.00	60	No
Calhoun County Senior Citizens Association	Buildings	Building Components	HVAC	1	Interior - HVAC - Unit Heater	22	\$100.00	60	No
Calhoun County Senior Citizens Association	Buildings	Building Components	HVAC	1	Interior - HVAC - Vent Fan	22	\$100.00	15	Yes
Calhoun County Senior Citizens Association	Buildings	Building Components	HVAC	1	Interior - HVAC - Water Heater	2	\$1,200.00	15	No
Calhoun County Senior Citizens Association	Buildings	Building Components	Interior	1	Interior - Cabinet - Built In	3	\$3,056.67	15	No
Calhoun County Senior Citizens Association	Buildings	Building Components	Interior	1	Interior - Ceiling	22	\$1,250.00	15	Yes
Calhoun County Senior Citizens Association	Buildings	Building Components	Interior	1	Interior - Ceiling - Drop Tile Ceiling	27	\$1,250.00	15	Yes
Calhoun County Senior Citizens Association	Buildings	Building Components	Interior	1	Interior - Ceiling - Drywall Ceiling	27	\$12,500.00	15	Yes
Calhoun County Senior Citizens Association	Buildings	Building Components	Interior	1	Interior - Ceiling - Utilities Room	58	\$1,250.00	15	Yes
Calhoun County Senior Citizens Association	Buildings	Building Components	Interior	25	Interior - Doors	27	\$27,500.00	15	Yes



Asset Owner	Asset Category	Asset Class	Asset Name	Count	ID/Serial No.	Age (Years)	Replacement Cost/Value	Useful Life Benchmark (Years)	At or Past Useful Life Benchmark
Calhoun County Senior Citizens Association	Buildings	Building Components	Interior	0.1	Interior - Floor - Material - Tile	58	\$250.00	15	Yes
Calhoun County Senior Citizens Association	Buildings	Building Components	Interior	0.55	Interior - Floor - Material - Tile	27	\$1,375.00	60	No
Calhoun County Senior Citizens Association	Buildings	Building Components	Interior	0.35	Interior - Floors	58	\$875.00	60	No
Calhoun County Senior Citizens Association	Buildings	Building Components	Interior	4	Interior - Handrail	32	\$700.00	45	No
Calhoun County Senior Citizens Association	Buildings	Building Components	Interior	1	Interior - Stairs	22	\$1,000.00	60	No
Calhoun County Senior Citizens Association	Buildings	Building Components	Interior	1	Interior - Stairs	58	\$1,000.00	60	No
Calhoun County Senior Citizens Association	Buildings	Building Components	Interior	0.16	Interior - Walls	58	\$160.00	60	No
Calhoun County Senior Citizens Association	Buildings	Building Components	Interior	0.38	Interior - Walls	58	\$380.00	60	No
Calhoun County Senior Citizens Association	Buildings	Building Components	Interior	0.46	Interior - Walls	27	\$460.00	60	No
Calhoun County Senior Citizens Association	Buildings	Building Components	Interior	1	Interior - Walls	22	\$1,000.00	60	No
Calhoun County Senior Citizens Association	Buildings	Building Components	Interior	3	Interior - Walls	22	\$3,000.00	45	No
Calhoun County Senior Citizens Association	Buildings	Building Components	Plumbing	1	Exterior - Plumbing	22	\$20,000.00	45	No
Calhoun County Senior Citizens Association	Buildings	Building Components	Plumbing	2	Exterior - Plumbing	3	\$40,000.00	45	No
Calhoun County Senior Citizens Association	Buildings	Building Components	Plumbing	2	Exterior - Plumbing - Clean Out	2	\$16,000.00	25	No
Calhoun County Senior Citizens Association	Buildings	Building Components	Plumbing	1	Interior - Plumbing	27	\$20,000.00	60	No
Calhoun County Senior Citizens Association	Buildings	Building Components	Plumbing	3	Interior - Plumbing	22	\$60,000.00	60	No
Calhoun County Senior Citizens Association	Buildings	Building Components	Plumbing	2	Interior - Plumbing - Water Fountain	22	\$40,000.00	15	Yes
Calhoun County Senior Citizens Association	Buildings	Building Components	Roof	11944	Administration - Roof - Material - Metal	58	\$11,944.00	15	Yes
Calhoun County Senior Citizens Association	Buildings	Building Components	Roof	5508	Maintenance - Roof	22	\$5,508.00	15	Yes
Calhoun County Senior Citizens Association	Buildings	Building Components	Utilities	1	Utilities - Electric Meter	22	\$1,200.00	15	Yes
Calhoun County Senior Citizens Association	Buildings	Building Components	Utilities	1	Utilities - Gas Meter	22	\$700.00	15	Yes
Calhoun County Senior Citizens Association	Buildings	Building Components	Utilities	1	Utilities - Gas Meter	58	\$700.00	15	Yes
Calhoun County Senior Citizens Association	Buildings	Building Components	Utilities	1	Utilities - Gas Meter	58	\$700.00	15	Yes
Calhoun County Senior Citizens Association	Buildings	Building Components	Gazebo	1	Facilities - Gazebo	3	\$2,500.00	15	Yes
Calhoun County Senior Citizens Association	Buildings	Building Components	Storage Shed	1	Facilities - Storage Shed	3	\$5,500.00	60	No



Asset Owner	Asset Category	Asset Class	Asset Name	Count	ID/Serial No.	Age (Years)	Replacement Cost/Value	Useful Life Benchmark (Years)	At or Past Useful Life Benchmark
Calhoun County Senior Citizens Association	Buildings	Building Components	Storage Shed	1	Facilities - Storage Shed	3	\$5,500.00	15	No
Flagler County Public Transportation	Buildings	Building Components	Other	8	Administration - Interior - Fire Protection	16	\$171,597.36	15	Yes
Flagler County Public Transportation	Equipment	Maintenance	Lifts - Fixed	1	Maintenance - Interior - Lift - Fixed	16	\$6,000.00	15	Yes
Flagler County Public Transportation	Equipment	MIS/IT/Network Systems	Computers/ Hardware	5	Administration - Interior - Computer	16	\$33,281.50	45	No
Flagler County Public Transportation	Equipment	MIS/IT/Network Systems	Computers/ Hardware	1	Administration - Interior - Printer	16	\$600.00	60	No
Flagler County Public Transportation	Buildings	Building Components	Exterior	2	Administration - Exterior - Windows	16	\$800.00	60	No
Flagler County Public Transportation	Buildings	Building Components	HVAC	9	Administration - Interior - HVAC	16	\$3,600.00	60	No
Flagler County Public Transportation	Buildings	Building Components	Interior	1	Administration - Ceiling	16	\$12,500.00	60	No
Flagler County Public Transportation	Buildings	Building Components	Interior	4	Administration - Interior - Door	16	\$4,400.00	60	No
Flagler County Public Transportation	Buildings	Building Components	Interior	12	Administration - Interior - Light	16	\$12.00	60	No
Flagler County Public Transportation	Buildings	Building Components	Interior	1	Administration - Interior - Walls - Material	16	\$1,000.00	60	No
Flagler County Public Transportation	Buildings	Building Components	Interior	1	Administration - Interior - Floor	16	\$2,500.00	60	No
Flagler County Public Transportation	Buildings	Building Components	Interior	1	Administration - Interior - Windows	16	\$400.00	60	No
Flagler County Public Transportation	Buildings	Building Components	Plumbing	1	Administration - Interior - HVAC - Water Heater	16	\$1,200.00	60	No
Flagler County Public Transportation	Buildings	Building Components	Plumbing	20	Administration - Interior - Plumbing	16	\$13,000.00	15	Yes
Gulf County ARC	Buildings	Building Components	Generators	1	Generator	14	\$5,000.00	15	No
Gulf County ARC	Buildings	Building Components	Other	1	Interior - Fire Protection	14	\$21,449.67	45	No
Gulf County ARC	Equipment	Maintenance	Fuel Tank	1	Maintenance - Exterior - Fuel Tank - Propane	14	\$3,200.00	45	No
Gulf County ARC	Equipment	Maintenance	Lifts - Fixed	1	Maintenance - Interior - Lifts - Fixed	14	\$108,263.24	60	No
Gulf County ARC	Buildings	Building Components	Access and Parking	1145	Parking Lot	14	\$1,145.00	60	No
Gulf County ARC	Buildings	Building Components	Drainage	1	Administration - Exterior - Drainage - Gutter	14	\$4,500.00	60	No
Gulf County ARC	Buildings	Building Components	Electrical	1	Interior - Electrical - Panels	14	\$800.00	60	No
Gulf County ARC	Buildings	Building Components	Exterior	1	Exterior - Doors	14	\$2,000.00	60	No
Gulf County ARC	Buildings	Building Components	Exterior	1	Exterior - Electric - Lights	14	\$1.00	60	No
Gulf County ARC	Buildings	Building Components	Exterior	1	Exterior - Walls	14	\$1,000.00	60	No
Gulf County ARC	Buildings	Building Components	HVAC	1	Interior - HVAC	14	\$500.00	60	No
Gulf County ARC	Buildings	Building Components	HVAC	1	Interior - HVAC - Air Handler	14	\$5,000.00	60	No
Gulf County ARC	Buildings	Building Components	HVAC	1	Interior - HVAC - Water Heater	14	\$1,200.00	60	No
Gulf County ARC	Buildings	Building Components	Interior	1	Interior	14	\$500.00	15	No
Gulf County ARC	Buildings	Building Components	Plumbing	1	Interior - Plumbing	14	\$20,000.00	15	No
JTRANS	Buildings	Building Components	Fire Alarm	1	Interior - Fire Protection - Fire Alarm	32	\$21,449.67	15	
JTRANS	Buildings	Building Components	Generators	1	Generator	1	\$5,000.00	15	No



Asset Owner	Asset Category	Asset Class	Asset Name	Count	ID/Serial No.	Age (Years)	Replacement Cost/Value	Useful Life Benchmark (Years)	At or Past Useful Life Benchmark
JTRANS	Buildings	Building Components	Interior	1	Interior - Signage	32	\$6,656.30	15	Yes
JTRANS	Buildings	Building Components	Other	1	Garbage Bin	32	\$15.00	15	Yes
JTRANS	Equipment	Maintenance	Fuel Island	1	Maintenance - Fuel Island - Fuel Pump	32	\$107,672.21	15	Yes
JTRANS	Equipment	Maintenance	Lifts - Fixed	1	Maintenance - Interior - Lift - Fixed	32	\$6,000.00	25	Yes
JTRANS	Buildings	Building Components	Access and Parking	42746	Parking Lot	32	\$64,119.00	45	No
JTRANS	Buildings	Building Components	Access and Parking	5672	Parking Lot - Car Port	32	\$5,672.00	45	No
JTRANS	Buildings	Building Components	Access and Parking	1200	Parking Lot - Sidewalk	32	\$9,000.00	45	No
JTRANS	Buildings	Building Components	Drainage	10	Exterior - Drainage - Gutter	32	\$431,965.40	60	No
JTRANS	Buildings	Building Components	Electrical	1	Electric	32	\$400.00	60	No
JTRANS	Buildings	Building Components	Electrical	1	Electric	32	\$400.00	60	No
JTRANS	Buildings	Building Components	Electrical	1	Interior - Electric - Lights	32	\$1.00	60	No
JTRANS	Buildings	Building Components	Electrical	1	Interior - Electric - Lights	32	\$800.00	60	No
JTRANS	Buildings	Building Components	Exterior	1	Exterior - Doors	32	\$2,000.00	60	No
JTRANS	Buildings	Building Components	Exterior	1	Exterior - Doors	32	\$2,000.00	60	No
JTRANS	Buildings	Building Components	Exterior	3	Exterior - Doors	32	\$6,000.00	60	No
JTRANS	Buildings	Building Components	Exterior	3	Exterior - Doors - Roll Up	32	\$5,400.00	60	No
JTRANS	Buildings	Building Components	Exterior	1	Exterior - Lights	32	\$1.00	60	No
JTRANS	Buildings	Building Components	Exterior	1	Exterior - Lights	32	\$1.00	60	No
JTRANS	Buildings	Building Components	Exterior	1	Exterior - Signage	32	\$6,656.30	60	No
JTRANS	Buildings	Building Components	Exterior	1	Exterior - Walls	32	\$1,000.00	60	No
JTRANS	Buildings	Building Components	Exterior	1	Exterior - Walls	32	\$1,000.00	60	No
JTRANS	Buildings	Building Components	Exterior	1	Exterior - Walls - Metal	32	\$1,000.00	60	No
JTRANS	Buildings	Building Components	Exterior	1	Exterior - Windows	32	\$400.00	60	No
JTRANS	Buildings	Building Components	Fencing	920	Fence	32	\$13,800.00	60	No
JTRANS	Buildings	Building Components	Fencing	2	Fence - Gate - Automatic	32	\$24,000.00	60	No
JTRANS	Buildings	Building Components	HVAC	4	HVAC - Air Conditioner	32	\$16,000.00	60	No
JTRANS	Buildings	Building Components	HVAC	1	Interior - HVAC	32	\$500.00	60	No
JTRANS	Buildings	Building Components	HVAC	1	Interior - HVAC - Air Conditioner	32	\$500.00	60	No
JTRANS	Buildings	Building Components	HVAC	1	Interior - HVAC - Water Heater	32	\$1,200.00	60	No
JTRANS	Buildings	Building Components	Interior	1	Interior - Ceiling	32	\$12,500.00	60	No
JTRANS	Buildings	Building Components	Interior	1	Interior - Ceiling	32	\$12,500.00	60	No
JTRANS	Buildings	Building Components	Interior	1	Interior - Doors	32	\$1,100.00	60	No
JTRANS	Buildings	Building Components	Interior	1	Interior - Doors	32	\$1,100.00	60	No
JTRANS	Buildings	Building Components	Interior	1	Interior - Floor	32	\$2,500.00	60	No
JTRANS	Buildings	Building Components	Interior	1	Interior - Floor	32	\$2,500.00	60	No
JTRANS	Buildings	Building Components	Interior	1	Interior - Walls	32	\$1,000.00	60	No
JTRANS	Buildings	Building Components	Interior	1	Interior - Windows	32	\$400.00	60	No
JTRANS	Buildings	Building Components	Interior	1	Interior - Windows	32	\$400.00	60	No
JTRANS	Buildings	Building Components	Interior	2	Interior - Windows	32	\$800.00	60	No
JTRANS	Buildings	Building Components	Plumbing	1	Plumbing	32	\$20,000.00	60	No
JTRANS	Buildings	Building Components	Plumbing	1	Plumbing	32	\$20,000.00	60	No



Asset Owner	Asset Category	Asset Class	Asset Name	Count	ID/Serial No.	Age (Years)	Replacement Cost/Value	Useful Life Benchmark (Years)	At or Past Useful Life Benchmark
JTRANS	Buildings	Building Components	Roof	13762	Roof - Material - Metal	32	\$5,504,800.00	15	Yes
JTRANS	Buildings	Building Components	Storage	1	Facilities - Storage	32	\$5,500.00	15	Yes
Key West Transit	Buildings	Building Components	Generators	1	Generator	7	\$5,000.00	15	No
Key West Transit	Equipment	Maintenance	Bus Washer	1	Maintenance - Bus Washer	7	\$17,000.00	15	No
Key West Transit	Equipment	Maintenance	Fuel Tank	1	Maintenance - Exterior - Fuel Tank	7	\$108,263.24	15	No
Key West Transit	Equipment	Maintenance	Lifts - Portable	1	Maintenance - Interior - Lifts - Portable	7	\$3,000.00	15	No
Key West Transit	Buildings	Building Components	Access and Parking	77850	Parking Lot	7	\$116,775.00	25	No
Key West Transit	Buildings	Building Components	Drainage	1	Exterior - Drainage	7	\$2,000.00	45	No
Key West Transit	Buildings	Building Components	Electrical	1	Exterior - Lights	7	\$1.00	45	No
Key West Transit	Buildings	Building Components	Electrical	1	Interior - Electrical - Panels	7	\$1.00	45	No
Key West Transit	Buildings	Building Components	Elevators and Conveying Systems	1	Elevator	7	\$20,155.60	60	No
Key West Transit	Buildings	Building Components	Exterior	4	Exterior - Garage Doors - Roll Up	7	\$7,200.00	60	No
Key West Transit	Buildings	Building Components	Exterior	1	Exterior - Walls	7	\$1,000.00	60	No
Key West Transit	Buildings	Building Components	Exterior	2352	Parking Lot - Sidewalk	7	\$17,640.00	60	No
Key West Transit	Buildings	Building Components	Fencing	2258	Fence - Chain Link	7	\$33,870.00	60	No
Key West Transit	Buildings	Building Components	Fencing	1	Fence - Gate - Electric - Chain Link	7	\$20,155.60	60	No
Key West Transit	Buildings	Building Components	HVAC	1	Interior - HVAC - Air Handler	7	\$5,000.00	60	No
Key West Transit	Buildings	Building Components	HVAC	1	Interior - HVAC - Water Heater	7	\$1,200.00	60	No
Key West Transit	Buildings	Building Components	Interior	1	Interior - Doors	7	\$1,100.00	60	No
Key West Transit	Buildings	Building Components	Interior	1	Interior - Lights	7	\$1.00	60	No
Key West Transit	Buildings	Building Components	Interior	1	Interior - Stairs	7	\$1,000.00	60	No
Key West Transit	Buildings	Building Components	Interior	1	Interior - Walls	7	\$1,000.00	60	No
Key West Transit	Buildings	Building Components	Interior	1	Interior - Windows	7	\$400.00	60	No
Key West Transit	Buildings	Building Components	Plumbing	1	Interior - Plumbing	7	\$20,000.00	60	No
Key West Transit	Buildings	Building Components	Plumbing	1	Interior - Plumbing - Fire Protection - Sprinklers	7	\$450.00	15	No
Key West Transit	Buildings	Building Components	Roof	14722	Roof	7	\$5,888,800.00	15	No
Levy County Transit	Buildings	Building Components	Generators	2	Administration - Exterior - Generator	33	\$10,000.00	15	Yes
Levy County Transit	Buildings	Building Components	Other	4	Administration - Interior - Fire Protection - Fire Alarm	33	\$85,798.68	5	Yes
Levy County Transit	Buildings	Building Components	Other	12	Administration - Interior - Fire Protection - Fire Extinguishers	1	\$2,640.00	15	No
Levy County Transit	Buildings	Building Components	Other	1	Administration - Interior - Misc. Equipment - Oven	33	\$3,648.22	15	Yes
Levy County Transit	Buildings	Building Components	Other	1	Administration - Interior - Misc. Equipment - Washer Dryer	33	\$3,648.22	15	Yes
Levy County Transit	Equipment	Maintenance	Air Comp.	1	Maintenance - Interior - Air Compressor	33	\$5,000.00	15	Yes
Levy County Transit	Equipment	Maintenance	Brake Lathe	1	Maintenance - Interior - Brake Lathe	33	\$20,155.60	15	Yes
Levy County Transit	Equipment	Maintenance	Hoist	1	Maintenance - Interior - Hoist	1	\$20,155.60	15	No
Levy County Transit	Equipment	Maintenance	Lifts - Portable	4	Maintenance - Interior - Lifts - Portable	33	\$12,000.00	25	
Levy County Transit	Equipment	Maintenance	Lifts - Portable	6	Maintenance - Interior - Lifts - Portable	1	\$18,000.00	45	No
Levy County Transit	Equipment	Maintenance	Wheel Truing Machines	2	Maintenance - Interior - Tire Machine	33	\$40,311.20	45	No
Levy County Transit	Equipment	MIS/IT/Network Systems	Computers/ Hardware	8	Administration - Interior - Computer Hardware - Computer	33	\$53,250.40	60	No



Asset Owner	Asset Category	Asset Class	Asset Name	Count	ID/Serial No.	Age (Years)	Replacement Cost/Value	Useful Life Benchmark (Years)	At or Past Useful Life Benchmark
Levy County Transit	Equipment	MIS/IT/Network Systems	Computers/ Hardware	1	Administration - Interior - Computer Hardware - Dispatch	33	\$6,656.30	60	No
Levy County Transit	Equipment	MIS/IT/Network Systems	Computers/ Hardware	1	Administration - Interior - Computer Hardware - Server Cabinet	33	\$6,656.30	60	No
Levy County Transit	Buildings	Building Components	Access and Parking	22914	Parking Lot - Pavement	33	\$57,285.00	60	No
Levy County Transit	Buildings	Building Components	Drainage	4	Administration - Exterior - Drainage - Downspouts	33	\$18,000.00	60	No
Levy County Transit	Buildings	Building Components	Electrical	3	Administration - Interior - Electrical System	33	\$19,968.90	60	No
Levy County Transit	Buildings	Building Components	Electrical	65	Administration - Interior - Lights	33	\$65.00	60	No
Levy County Transit	Buildings	Building Components	Exterior	7	Administration - Exterior - Doors - Windows	33	\$2,800.00	60	No
Levy County Transit	Buildings	Building Components	Exterior	2	Administration - Exterior - Garage Doors - Roll Up	33	\$3,600.00	60	No
Levy County Transit	Buildings	Building Components	Exterior	1	Administration - Exterior - Signage	33	\$6,656.30	60	No
Levy County Transit	Buildings	Building Components	Exterior	1	Administration - Exterior - Walls	33	\$1,000.00	60	No
Levy County Transit	Buildings	Building Components	Exterior	2	Maintenance - Exterior - Doors - Garage Doors	33	\$3,600.00	60	No
Levy County Transit	Buildings	Building Components	Fencing	1540	Administration - Fence	33	\$23,100.00	60	No
Levy County Transit	Buildings	Building Components	HVAC	17	Administration - Interior - HVAC	33	\$17,000.00	60	No
Levy County Transit	Buildings	Building Components	HVAC	1	Administration - Interior - HVAC - Air Conditioners	7	\$4,000.00	60	No
Levy County Transit	Buildings	Building Components	HVAC	2	Administration - Interior - HVAC - Ducts	33	\$2,000.00	60	No
Levy County Transit	Buildings	Building Components	HVAC	3	Administration - Interior - HVAC - Power Supply	33	\$450.00	60	No
Levy County Transit	Buildings	Building Components	HVAC	1	Administration - Interior - HVAC - Thermostat	33	\$75.00	60	No
Levy County Transit	Buildings	Building Components	HVAC	28	Administration - Interior - HVAC - Vents	33	\$28,000.00	60	No
Levy County Transit	Buildings	Building Components	HVAC	1	Administration - Interior - HVAC - Water Heater	2	\$1,200.00	60	No
Levy County Transit	Buildings	Building Components	HVAC	1	Maintenance - Interior - HVAC - Air Conditioner	33	\$500.00	60	No
Levy County Transit	Buildings	Building Components	Interior	1	Administration - Interior - Ceilings	33	\$12,500.00	60	No
Levy County Transit	Buildings	Building Components	Interior	17	Administration - Interior - Doors	33	\$18,700.00	60	No
Levy County Transit	Buildings	Building Components	Interior	1	Administration - Interior - Floors	33	\$2,500.00	60	No
Levy County Transit	Buildings	Building Components	Interior	1	Administration - Interior - Walls	33	\$1,000.00	60	No
Levy County Transit	Buildings	Building Components	Interior	3	Administration - Interior - Windows	33	\$1,200.00	15	Yes
Levy County Transit	Buildings	Building Components	Interior	1	Maintenance - Interior - Ceiling	33	\$12,500.00	15	Yes
Levy County Transit	Buildings	Building Components	Interior	1	Maintenance - Interior - Floors - Concrete	33	\$1,000.00	15	Yes
Levy County Transit	Buildings	Building Components	Interior	1	Maintenance - Interior - Walls	33	\$1,000.00	15	Yes
Levy County Transit	Buildings	Building Components	Plumbing	5	Administration - Interior - Plumbing	33	\$100,000.00	15	Yes
Levy County Transit	Buildings	Building Components	Plumbing	6	Administration - Interior - Plumbing - Toilets	33	\$3,000.00	15	Yes
Levy County Transit	Buildings	Building Components	Roof	8750	Administration - Roof	33	\$8,750.00	15	Yes
Liberty County Transit	Buildings	Building Components	Exterior	1	Exterior - Signage	4	\$6,656.30	15	No
Liberty County Transit	Buildings	Building Components	Exterior	4	Exterior - Signage	40	\$26,625.20	15	Yes
Liberty County Transit	Buildings	Building Components	Other	1	Interior - Fire Protection - Fire Extinguisher	40	\$2,200.00	15	Yes
Liberty County Transit	Buildings	Building Components	Other	3	Interior - Fire Protection - Fire Extinguisher	40	\$660.00	25	Yes
Liberty County Transit	Equipment	Maintenance	Lifts - Portable	1	Maintenance - Lift - Portable	4	\$3,000.00	45	No
Liberty County Transit	Equipment	Maintenance	Misc. Equip	1	Maintenance - AC Vacuum	40	\$3,648.22	45	No
Liberty County Transit	Buildings	Building Components	Access and Parking	28010	Parking Lot	40	\$70,025.00	60	No
Liberty County Transit	Buildings	Building Components	Drainage	1	Exterior - Gutters	4	\$4,500.00	60	No
Liberty County Transit	Buildings	Building Components	Electrical	1	Electric - Electric Panel	40	\$800.00	60	No



Asset Owner	Asset Category	Asset Class	Asset Name	Count	ID/Serial No.	Age (Years)	Replacement Cost/Value	Useful Life Benchmark (Years)	At or Past Useful Life Benchmark
Liberty County Transit	Buildings	Building Components	Electrical	1	Exterior - Electric	4	\$1.00	60	No
Liberty County Transit	Buildings	Building Components	Electrical	1	Exterior - Light	4	\$1.00	60	No
Liberty County Transit	Buildings	Building Components	Exterior	2	Exterior	40	\$2.00	60	No
Liberty County Transit	Buildings	Building Components	Exterior	2	Exterior - Doors	4	\$4,000.00	60	No
Liberty County Transit	Buildings	Building Components	Exterior	2	Exterior - Doors - Roll Up	40	\$3,600.00	60	No
Liberty County Transit	Buildings	Building Components	Exterior	1	Exterior - Electric - Lights	40	\$1.00	60	No
Liberty County Transit	Buildings	Building Components	Exterior	1	Exterior - Walls	4	\$1,000.00	60	No
Liberty County Transit	Buildings	Building Components	Fencing	1	Storage Yard - Fence	40	\$15.00	60	No
Liberty County Transit	Buildings	Building Components	HVAC	2	HVAC	4	\$1,000.00	60	No
Liberty County Transit	Buildings	Building Components	HVAC	2	HVAC	4	\$1,000.00	15	No
Liberty County Transit	Buildings	Building Components	HVAC	4	Interior - Air Handler	40	\$20,000.00	45	No
Liberty County Transit	Buildings	Building Components	HVAC	1	Interior - HVAC - Air Handler	4	\$5,000.00	45	No
Liberty County Transit	Buildings	Building Components	Interior	1	Interior - Ceiling	40	\$12,500.00	60	No
Liberty County Transit	Buildings	Building Components	Interior	3	Interior - Doors	40	\$3,300.00	60	No
Liberty County Transit	Buildings	Building Components	Interior	1	Interior - Floor	40	\$2,500.00	60	No
Liberty County Transit	Buildings	Building Components	Interior	1	Interior - Floor	4	\$2,500.00	60	No
Liberty County Transit	Buildings	Building Components	Interior	1	Interior - Lights	4	\$1.00	60	No
Liberty County Transit	Buildings	Building Components	Interior	1	Interior - Stairs - Loft Access	4	\$1,000.00	60	No
Liberty County Transit	Buildings	Building Components	Interior	1	Interior - Walls	40	\$1,000.00	60	No
Liberty County Transit	Buildings	Building Components	Interior	1	Interior - Walls	4	\$1,000.00	60	No
Liberty County Transit	Buildings	Building Components	Plumbing	1	Interior - Plumbing	40	\$20,000.00	60	No
Liberty County Transit	Buildings	Building Components	Plumbing	1	Interior - Plumbing	40	\$20,000.00	60	No
Liberty County Transit	Buildings	Building Components	Plumbing	1	Interior - Plumbing	4	\$20,000.00	60	No
Liberty County Transit	Buildings	Building Components	Roof	6220	Roof	4	\$6,220.00	60	No
Marion Transit	Buildings	Building Components	Exterior	1	Administration - Exterior - Signage	18	\$6,656.30	15	Yes
Marion Transit	Buildings	Building Components	Other	12	Administration - Interior - Fire Protection	18	\$257,396.04	15	Yes
Marion Transit	Buildings	Building Components	Other	4	Administration - Interior - Fire Protection - Fire Extinguishers	18	\$880.00	15	Yes
Marion Transit	Equipment	Maintenance	Air Compressor	1	Maintenance - Interior - Air Compressor	18	\$5,000.00	15	Yes
Marion Transit	Equipment	Maintenance	Bus Washer	1	Maintenance - Bus Washer	18	\$17,000.00	45	No
Marion Transit	Equipment	Maintenance	Misc. Equip	1	Administration - Interior - Fire Protection - Defibrillator	18	\$21,449.67	45	No
Marion Transit	Equipment	MIS/IT/Network Systems	Computers/ Hardware	13	Administration - Interior - Computer Hardware - Computer	18	\$86,531.90	45	No
Marion Transit	Equipment	MIS/IT/Network Systems	Computers/ Hardware	1	Administration - Interior - Computer Hardware - Printer - Scanner	18	\$600.00	60	No
Marion Transit	Buildings	Building Components	Access and Parking	37422	Maintenance - Exterior - Parking Lot - Bus Carport	2	\$18,711.00	60	No
Marion Transit	Buildings	Building Components	Access and Parking	3024	Parking Lot - Sidewalk	18	\$22,680.00	60	No
Marion Transit	Buildings	Building Components	Drainage	1	Administration - Exterior - Drainage - Gutters	18	\$4,500.00	60	No
Marion Transit	Buildings	Building Components	Electrical	3	Administration - Interior - Electrical - Panels	18	\$2,400.00	60	No
Marion Transit	Buildings	Building Components	Electrical	50	Administration - Interior - Lights	18	\$50.00	60	No
Marion Transit	Buildings	Building Components	Exterior	1	Administration - Exterior - Walls	18	\$1,000.00	60	No
Marion Transit	Buildings	Building Components	Exterior	4	Administration - Exterior - Doors	18	\$8,000.00	60	No



Asset Owner	Asset Category	Asset Class	Asset Name	Count	ID/Serial No.	Age (Years)	Replacement Cost/Value	Useful Life Benchmark (Years)	At or Past Useful Life Benchmark
Marion Transit	Buildings	Building Components	Exterior	1	Administration - Exterior - Walls - Eaves	18	\$1,000.00	60	No
Marion Transit	Buildings	Building Components	Exterior	15	Administration - Exterior - Windows	18	\$6,000.00	60	No
Marion Transit	Buildings	Building Components	Fire Alarm	2	Administration - Interior - Fire Protection - Fire Alarm - Master Controls	18	\$42,899.34	60	No
Marion Transit	Buildings	Building Components	HVAC	2	Administration - Interior - HVAC	18	\$1,000.00	60	No
Marion Transit	Buildings	Building Components	HVAC	3	Administration - Interior - HVAC - Air Conditioner	18	\$12,000.00	60	Yes
Marion Transit	Buildings	Building Components	HVAC	40	Administration - Interior - HVAC - Vents	18	\$10,000.00	60	Yes
Marion Transit	Buildings	Building Components	HVAC	1	Administration - Interior - HVAC - Water Heater - Electric	18	\$1,200.00	60	Yes
Marion Transit	Buildings	Building Components	Interior	1	Administration - Interior - Ceiling	18	\$12,500.00	60	Yes
Marion Transit	Buildings	Building Components	Interior	25	Administration - Interior - Doors	18	\$27,500.00	60	Yes
Marion Transit	Buildings	Building Components	Interior	1	Administration - Interior - Floors	18	\$2,500.00	60	Yes
Marion Transit	Buildings	Building Components	Interior	1	Administration - Interior - Walls	18	\$1,000.00	60	Yes
Marion Transit	Buildings	Building Components	Interior	3	Administration - Interior - Windows	18	\$1,200.00	60	Yes
Marion Transit	Buildings	Building Components	Plumbing	1	Administration - Exterior - Plumbing - Hose Bib	18	\$50.00	15	Yes
Marion Transit	Buildings	Building Components	Plumbing	10	Administration - Interior - Plumbing	18	\$200,000.00	15	Yes
Marion Transit	Buildings	Building Components	Storage Shed	1	Facilities - Storage Shed	18	\$5,500.00	15	Yes
Marion Transit	Buildings	Building Components	Access and Parking	1	Storage Yard - Exterior - Parking Lot - Bus Parking - Pavement	18	\$2,500.00	15	Yes
Nassau County Council on Aging/Nassau County TRANSIT	Buildings	Building Components	Interior	2	Administration - Interior - Signage	38	\$13,312.60	60	No
Nassau County Council on Aging/Nassau County TRANSIT	Buildings	Building Components	Interior	1	Administration - Interior - Signage - Exit Sign	38	\$100.00	60	No
Nassau County Council on Aging/Nassau County TRANSIT	Buildings	Building Components	Other	25	Administration - Interior - Fire Protection	38	\$5,000.00	15	Yes
Nassau County Council on Aging/Nassau County TRANSIT	Equipment	Maintenance	Bus Washer	1	Maintenance - Bus Washer	6	\$17,000.00	25	No
Nassau County Council on Aging/Nassau County TRANSIT	Equipment	Maintenance	Bus Washer	1	Maintenance - Bus Washer - Shelter	38	\$6,000.00	45	No
Nassau County Council on Aging/Nassau County TRANSIT	Equipment	MIS/IT/Network Systems	Computers/ Hardware	6	Administration - Interior - Computer Hardware - Computer	38	\$39,937.80	45	No
Nassau County Council on Aging/Nassau County TRANSIT	Equipment	MIS/IT/Network Systems	Computers/ Hardware	1	Administration - Interior - Computer Hardware - Server	38	\$6,656.30	45	No
Nassau County Council on Aging/Nassau County TRANSIT	Equipment	MIS/IT/Network Systems	Computers/ Hardware	10	Administration - Interior - Computer Hardware - Tablet - Dispatch	38	\$66,563.00	60	No
Nassau County Council on Aging/Nassau County TRANSIT	Equipment	MIS/IT/Network Systems	Computers/ Hardware	1	Administration - Interior - Computer Hardware Printer	38	\$600.00	60	No
Nassau County Council on Aging/Nassau County TRANSIT	Buildings	Building Components	Access and Parking	5330	Administration - Parking Lot	38	\$5,330.00	60	No
Nassau County Council on Aging/Nassau County TRANSIT	Buildings	Building Components	Drainage	10	Administration - Drainage	38	\$431,965.40	60	No
Nassau County Council on Aging/Nassau County TRANSIT	Buildings	Building Components	Electrical	2	Administration - Exterior - Lights	38	\$2.00	60	No
Nassau County Council on Aging/Nassau County TRANSIT	Buildings	Building Components	Electrical	1	Administration - Interior - Electric - Wiring/Distribution	10	\$400.00	60	No
Nassau County Council on Aging/Nassau County TRANSIT	Buildings	Building Components	Electrical	15	Administration - Lights	38	\$15.00	60	No
Nassau County Council on Aging/Nassau County TRANSIT	Buildings	Building Components	Exterior	8	Administration - Exterior - Windows and Doors	38	\$3,200.00	60	No



Asset Owner	Asset Category	Asset Class	Asset Name	Count	ID/Serial No.	Age (Years)	Replacement Cost/Value	Useful Life Benchmark (Years)	At or Past Useful Life Benchmark
Nassau County Council on Aging/Nassau County TRANSIT	Buildings	Building Components	Fencing	150	Fence	38	\$2,250.00	60	No
Nassau County Council on Aging/Nassau County TRANSIT	Buildings	Building Components	HVAC	1	Administration - Exterior - HVAC	38	\$3,000.00	60	No
Nassau County Council on Aging/Nassau County TRANSIT	Buildings	Building Components	HVAC	4	Administration - HVAC - Duct	38	\$4,000.00	60	No
Nassau County Council on Aging/Nassau County TRANSIT	Buildings	Building Components	HVAC	6	Administration - HVAC - Vents	38	\$3,000.00	60	No
Nassau County Council on Aging/Nassau County TRANSIT	Buildings	Building Components	HVAC	1	Administration - Interior - HVAC	38	\$3,000.00	60	No
Nassau County Council on Aging/Nassau County TRANSIT	Buildings	Building Components	HVAC	1	Administration - Interior - HVAC - Exhaust Fan	38	\$100.00	60	No
Nassau County Council on Aging/Nassau County TRANSIT	Buildings	Building Components	HVAC	1	Administration - Interior - HVAC - Thermostat	38	\$75.00	60	No
Nassau County Council on Aging/Nassau County TRANSIT	Buildings	Building Components	Interior	1	Administration - Interior - Ceilings	38	\$12,500.00	60	No
Nassau County Council on Aging/Nassau County TRANSIT	Buildings	Building Components	Interior	4	Administration - Interior - Doors	38	\$4,400.00	60	No
Nassau County Council on Aging/Nassau County TRANSIT	Buildings	Building Components	Interior	1	Administration - Interior - Floors	38	\$2,500.00	60	No
Nassau County Council on Aging/Nassau County TRANSIT	Buildings	Building Components	Interior	1	Administration - Interior - Walls	38	\$1,000.00	60	No
Nassau County Council on Aging/Nassau County TRANSIT	Buildings	Building Components	Plumbing	4	Administration - Interior - Plumbing	38	\$80,000.00	15	Yes
Nassau County Council on Aging/Nassau County TRANSIT	Buildings	Building Components	Utilities	14	Administration - Drainage - Irrigation Pipes	38	\$604,751.56	15	Yes
Nassau County Council on Aging/Nassau County TRANSIT	Buildings	Building Components	Utilities	2	Administration - Utilities - Water Source	38	\$2.00	15	Yes
Nassau County Council on Aging/Nassau County TRANSIT	Buildings	Building Components	Access and Parking	11290	Maintenance - Parking Lot	38	\$11,290.00	15	Yes
Ride Solution (Putnam County)	Buildings	Building Components	Generators	1	Generator	16	\$5,000.00	15	Yes
Ride Solution (Putnam County)	Buildings	Building Components	Other	6	Administration - Interior - Fire Protection	16	\$128,698.02	15	Yes
Ride Solution (Putnam County)	Buildings	Building Components	Other	8	Maintenance - Interior - Fire Protection - Fire Extinguisher	16	\$1,760.00	15	Yes
Ride Solution (Putnam County)	Equipment	Maintenance	Air Comp.	1	Maintenance - Interior - Air Compressor	16	\$5,000.00	15	Yes
Ride Solution (Putnam County)	Equipment	Maintenance	Fuel Tank	4	Maintenance - Exterior - Fuel Tank	16	\$12,800.00	25	Yes
Ride Solution (Putnam County)	Equipment	Maintenance	Fuel Tank	1	Maintenance - Fuel Tank	16	\$108,263.24	45	No
Ride Solution (Putnam County)	Equipment	Maintenance	Hoist	1	Maintenance - Interior - Hoist	16	\$20,155.60	45	No
Ride Solution (Putnam County)	Equipment	Maintenance	Lifts - Fixed	1	Maintenance - Interior - Lifts - Fixed	16	\$6,000.00	45	No
Ride Solution (Putnam County)	Equipment	Maintenance	Lifts - Portable	12	Maintenance - Interior - Lifts - Portable	16	\$241,867.20	45	No
Ride Solution (Putnam County)	Equipment	Maintenance	Misc. Equip	1	Maintenance - Forklift	16	\$5,000.00	60	No
Ride Solution (Putnam County)	Equipment	Maintenance	Misc. Equip	1	Maintenance - Interior - Electric Tire Changer	16	\$20,155.60	60	No
Ride Solution (Putnam County)	Equipment	MIS/IT/Network Systems	Computers/ Hardware	3	Administration - Interior - Computer Hardware - Computer	16	\$19,968.90	60	No
Ride Solution (Putnam County)	Equipment	MIS/IT/Network Systems	Computers/ Hardware	2	Administration - Interior - Computer Hardware - Computer	16	\$13,312.60	60	No



Asset Owner	Asset Category	Asset Class	Asset Name	Count	ID/Serial No.	Age (Years)	Replacement Cost/Value	Useful Life Benchmark (Years)	At or Past Useful Life Benchmark
Ride Solution (Putnam County)	Equipment	MIS/IT/Network Systems	Computers/ Hardware	4	Administration - Interior - Computer Hardware - Computer	16	\$26,625.20	60	No
Ride Solution (Putnam County)	Equipment	MIS/IT/Network Systems	Computers/ Hardware	1	Administration - Interior - Computer Hardware - Printer	16	\$600.00	60	No
Ride Solution (Putnam County)	Equipment	MIS/IT/Network Systems	Computers/ Hardware	1	Administration - Interior - Computer Hardware - Server Cabinet	16	\$400.00	60	No
Ride Solution (Putnam County)	Buildings	Building Components	Access and Parking	43080	Maintenance - Parking Lot	16	\$64,620.00	60	No
Ride Solution (Putnam County)	Buildings	Building Components	Drainage	1	Administration - Exterior - Drainage - Gutters	16	\$4,500.00	60	No
Ride Solution (Putnam County)	Buildings	Building Components	Electrical	15	Administration - Interior - Electrical - Lights	16	\$15.00	60	No
Ride Solution (Putnam County)	Buildings	Building Components	Electrical	16	Administration - Interior - Lights	16	\$16.00	60	No
Ride Solution (Putnam County)	Buildings	Building Components	Electrical	1	Maintenance - Interior - Electrical	16	\$400.00	60	No
Ride Solution (Putnam County)	Buildings	Building Components	Electrical	10	Maintenance - Interior - Lights	16	\$10.00	60	No
Ride Solution (Putnam County)	Buildings	Building Components	Exterior	3	Administration - Exterior - Doors	16	\$6,000.00	60	No
Ride Solution (Putnam County)	Buildings	Building Components	Exterior	9	Administration - Exterior - Windows	16	\$3,600.00	60	No
Ride Solution (Putnam County)	Buildings	Building Components	Exterior	4	Maintenance - Exterior - Doors	16	\$8,000.00	60	No
Ride Solution (Putnam County)	Buildings	Building Components	Exterior	10	Maintenance - Exterior - Doors - Bay Doors	16	\$20,000.00	60	No
Ride Solution (Putnam County)	Buildings	Building Components	Exterior	1	Maintenance - Exterior - Walls - Material	16	\$1,000.00	60	No
Ride Solution (Putnam County)	Buildings	Building Components	Fencing	1260	Maintenance - Fence	16	\$18,900.00	60	No
Ride Solution (Putnam County)	Buildings	Building Components	HVAC	6	Administration - Interior - HVAC - Air Conditioner	16	\$24,000.00	60	No
Ride Solution (Putnam County)	Buildings	Building Components	HVAC	21	Administration - Interior - HVAC - Supply Return Lines	16	\$21.00	60	No
Ride Solution (Putnam County)	Buildings	Building Components	HVAC	2	Administration - Interior - Thermostat	16	\$150.00	60	No
Ride Solution (Putnam County)	Buildings	Building Components	HVAC	2	Maintenance - Exterior - HVAC	16	\$1,000.00	60	No
Ride Solution (Putnam County)	Buildings	Building Components	HVAC	1	Maintenance - Interior - HVAC - Ducts	16	\$1,000.00	60	No
Ride Solution (Putnam County)	Buildings	Building Components	HVAC	1	Maintenance - Interior - HVAC - Supply Return Lines	16	\$1.00	60	No
Ride Solution (Putnam County)	Buildings	Building Components	Interior	1	Administration - Interior - Ceiling	16	\$12,500.00	60	No
Ride Solution (Putnam County)	Buildings	Building Components	Interior	1	Administration - Interior - Ceiling	16	\$12,500.00	60	No
Ride Solution (Putnam County)	Buildings	Building Components	Interior	4	Administration - Interior - Doors	16	\$4,400.00	60	No
Ride Solution (Putnam County)	Buildings	Building Components	Interior	4	Administration - Interior - Doors	16	\$4,400.00	60	No
Ride Solution (Putnam County)	Buildings	Building Components	Interior	1	Administration - Interior - Floors	16	\$2,500.00	60	No
Ride Solution (Putnam County)	Buildings	Building Components	Interior	1	Administration - Interior - Floors	16	\$2,500.00	60	No
Ride Solution (Putnam County)	Buildings	Building Components	Interior	1	Administration - Interior - Floors	16	\$2,500.00	60	No
Ride Solution (Putnam County)	Buildings	Building Components	Interior	1	Administration - Interior - Ramp	16	\$750.00	60	No
Ride Solution (Putnam County)	Buildings	Building Components	Interior	1	Administration - Interior - Walls	16	\$1,000.00	15	No
Ride Solution (Putnam County)	Buildings	Building Components	Interior	1	Administration - Interior - Walls	16	\$1,000.00	15	No
Ride Solution (Putnam County)	Buildings	Building Components	Interior	7	Administration - Interior - Windows	16	\$2,800.00	15	No
Ride Solution (Putnam County)	Buildings	Building Components	Interior	2	Administration - Interior - Windows	16	\$800.00	15	No
Ride Solution (Putnam County)	Buildings	Building Components	Interior	1	Maintenance - Interior - Ceiling	16	\$12,500.00	15	No
Ride Solution (Putnam County)	Buildings	Building Components	Interior	1	Maintenance - Interior - Walls	16	\$1,000.00	15	No
Ride Solution (Putnam County)	Buildings	Building Components	Plumbing	2	Administration - Interior - Plumbing - Bathroom	16	\$40,000.00	15	No
Ride Solution (Putnam County)	Buildings	Building Components	Plumbing	1	Administration - Interior - Plumbing - Bathroom	16	\$10,000.00	15	No
Ride Solution (Putnam County)	Buildings	Building Components	Plumbing	2	Maintenance - Interior - Plumbing	16	\$40,000.00	15	No



Asset Owner	Asset Category	Asset Class	Asset Name	Count	ID/Serial No.	Age (Years)	Replacement Cost/Value	Useful Life Benchmark (Years)	At or Past Useful Life Benchmark
Ride Solution (Putnam County)	Buildings	Building Components	Roof	2578	Administration - Roof	16	\$2,578.00	15	No
Ride Solution (Putnam County)	Buildings	Building Components	Storage Shed	1	Facilities - Shed	16	\$20,155.60	15	No
Sumter County Transit	Buildings	Building Components	Interior	4	Administration - Interior - Signage	42	\$26,625.20	15	Yes
Sumter County Transit	Buildings	Building Components	Interior	4	Administration - Interior - Signage	42	\$26,625.20	60	No
Sumter County Transit	Buildings	Building Components	Interior	17	Maintenance - Interior - Signage	42	\$17.00	15	Yes
Sumter County Transit	Buildings	Building Components	Other	1	Administration - Interior - Fire Protection - Fire Extinguisher	42	\$21,449.67	15	Yes
Sumter County Transit	Buildings	Building Components	Other	9	Maintenance - Interior - Fire Protection - Fire Extinguisher	1	\$1,980.00	25	No
Sumter County Transit	Equipment	Maintenance	Air Comp.	1	Maintenance - Interior - Air Compressor	42	\$5,000.00	25	Yes
Sumter County Transit	Equipment	Maintenance	Lifts - Fixed: In Floor	2	Maintenance - Interior - Lifts - Fixed - In Floor	42	\$12,000.00	45	No
Sumter County Transit	Equipment	Maintenance	Lifts - Portable	4	Maintenance - Interior - Lifts - Portable	42	\$12,000.00	45	No
Sumter County Transit	Equipment	MIS/IT/Network Systems	Computers/ Hardware	1	Administration - Interior - Computer Hardware	42	\$6,656.30	45	No
Sumter County Transit	Buildings	Building Components	Interior	9	Administration - Interior - Doors	42	\$9,900.00	60	No
Sumter County Transit	Buildings	Building Components	Interior	5	Administration - Interior - Walls	42	\$5,000.00	60	No
Sumter County Transit	Buildings	Building Components	Access and Parking	4260	Administration - Parking Lot	2	\$4,260.00	60	No
Sumter County Transit	Buildings	Building Components	Access and Parking	82190	Maintenance - Parking Lot	42	\$123,285.00	60	No
Sumter County Transit	Buildings	Building Components	Access and Parking	82190	Maintenance - Parking Lot	42	\$123,285.00	60	No
Sumter County Transit	Buildings	Building Components	Drainage	1	Administration - Exterior - Drainage - Gutter	42	\$4,500.00	60	No
Sumter County Transit	Buildings	Building Components	Electrical	1	Administration - Electric System	42	\$400.00	60	No
Sumter County Transit	Buildings	Building Components	Electrical	1	Administration - Interior - Electric - Lights - Emergency	42	\$200.00	60	No
Sumter County Transit	Buildings	Building Components	Electrical	1	Administration - Interior - Electric - Lights - Emergency	42	\$200.00	60	No
Sumter County Transit	Buildings	Building Components	Electrical	4	Maintenance - Interior - Electric System	42	\$1,600.00	60	No
Sumter County Transit	Buildings	Building Components	Electrical	5	Maintenance - Interior - Electric System - Switch Box	42	\$5.00	60	No
Sumter County Transit	Buildings	Building Components	Exterior	1	Administration - Exterior - Walls	42	\$1,000.00	60	No
Sumter County Transit	Buildings	Building Components	Exterior	1	Maintenance - Exterior - Walls	42	\$1,000.00	60	No
Sumter County Transit	Buildings	Building Components	Exterior	2	Maintenance - Exterior - Walls - Material	42	\$2,000.00	60	No
Sumter County Transit	Buildings	Building Components	Fencing	1580	Administration - Fence	42	\$23,700.00	60	No
Sumter County Transit	Buildings	Building Components	Fencing	1580	Administration - Fence	42	\$23,700.00	60	No
Sumter County Transit	Buildings	Building Components	HVAC	2	Administration - Interior - HVAC - Air Conditioners	42	\$8,000.00	60	No
Sumter County Transit	Buildings	Building Components	Interior	1	Administration - Interior - Ceilings	42	\$12,500.00	60	No
Sumter County Transit	Buildings	Building Components	Interior	10	Administration - Interior - Windows	42	\$4,000.00	60	No
Sumter County Transit	Buildings	Building Components	Interior	10	Administration - Interior - Windows	42	\$4,000.00	60	No
Sumter County Transit	Buildings	Building Components	Interior	1	Maintenance - Interior - Ceiling	42	\$12,500.00	60	No
Sumter County Transit	Buildings	Building Components	Interior	12	Maintenance - Interior - Door	42	\$13,200.00	60	No
Sumter County Transit	Buildings	Building Components	Interior	1	Maintenance - Interior - Floors - Material	42	\$2,500.00	60	No
Sumter County Transit	Buildings	Building Components	Plumbing	1	Maintenance - Interior - Plumbing - Sink	42	\$600.00	15	Yes
Sumter County Transit	Buildings	Building Components	Plumbing	1	Maintenance - Interior - Plumbing - Sink	42	\$600.00	15	Yes
Suwannee River Economic Council	Equipment	MIS/IT/Network Systems	Computers/ Hardware	8	Administration - Interior - Computer Hardware - Computer	31	\$53,250.40	15	Yes
Suwannee River Economic Council	Equipment	MIS/IT/Network Systems	Computers/ Hardware	1	Administration - Interior - Computer Hardware - Printer	31	\$600.00	15	Yes



Asset Owner	Asset Category	Asset Class	Asset Name	Count	ID/Serial No.	Age (Years)	Replacement Cost/Value	Useful Life Benchmark (Years)	At or Past Useful Life Benchmark
Suwannee River Economic Council	Buildings	Building Components	Access and Parking	43124	Parking Lot	31	\$64,686.00	45	No
Suwannee River Economic Council	Buildings	Building Components	Drainage	1	Administration - Exterior - Drainage	31	\$2,000.00	45	No
Suwannee River Economic Council	Buildings	Building Components	Drainage	8	Administration - Exterior - Drainage - Downspouts	31	\$345,572.32	45	No
Suwannee River Economic Council	Buildings	Building Components	Electrical	1	Administration - Electric	31	\$400.00	45	No
Suwannee River Economic Council	Buildings	Building Components	Electrical	3	Administration - Electrical - Fire Protection - Emergency Lighting	31	\$600.00	60	No
Suwannee River Economic Council	Buildings	Building Components	Electrical	38	Administration - Interior - Electric - Lights	31	\$38.00	60	No
Suwannee River Economic Council	Buildings	Building Components	Exterior	0.14	Administration - Exterior - Windows	31	\$56.00	60	No
Suwannee River Economic Council	Buildings	Building Components	Exterior	12	Administration - Exterior - Windows and Doors	31	\$4,800.00	60	No
Suwannee River Economic Council	Buildings	Building Components	HVAC	2	Administration - Exterior - HVAC	31	\$1,000.00	60	No
Suwannee River Economic Council	Buildings	Building Components	HVAC	18	Administration - HVAC	31	\$18,000.00	60	No
Suwannee River Economic Council	Buildings	Building Components	HVAC	18	Administration - HVAC	31	\$18,000.00	60	No
Suwannee River Economic Council	Buildings	Building Components	HVAC	1	Administration - HVAC	31	\$3,000.00	60	No
Suwannee River Economic Council	Buildings	Building Components	HVAC	2	Administration - HVAC - Thermostat	31	\$150.00	60	No
Suwannee River Economic Council	Buildings	Building Components	Interior	0.14	Administration - Interior - Ceiling - Drop Ceiling	31	\$1,750.00	60	No
Suwannee River Economic Council	Buildings	Building Components	Interior	0.14	Administration - Interior - Doors	31	\$154.00	60	No
Suwannee River Economic Council	Buildings	Building Components	Interior	0.14	Administration - Interior - Doors	31	\$154.00	60	No
Suwannee River Economic Council	Buildings	Building Components	Interior	0.14	Administration - Interior - Electric - Lights	31	\$0.14	60	No
Suwannee River Economic Council	Buildings	Building Components	Interior	0.14	Administration - Interior - Electric - Lights	31	\$0.14	60	No
Suwannee River Economic Council	Buildings	Building Components	Interior	1	Administration - Interior - Floor	31	\$2,500.00	60	No
Suwannee River Economic Council	Buildings	Building Components	Interior	1	Administration - Interior - Floor	31	\$2,500.00	60	No
Suwannee River Economic Council	Buildings	Building Components	Interior	0.14	Administration - Interior - Floor - Material - Carpet	31	\$175.00	60	No
Suwannee River Economic Council	Buildings	Building Components	Interior	0.14	Administration - Interior Walls	31	\$140.00	60	No
Suwannee River Economic Council	Buildings	Building Components	Other	3	Administration - Interior - Fire Protection - Exit Signs	31	\$300.00	60	No
Suwannee River Economic Council	Buildings	Building Components	Plumbing	0.14	Administration - Interior - Plumbing - Bathroom	31	\$2,800.00	60	No
Suwannee River Economic Council	Buildings	Building Components	Plumbing	1	Administration - Plumbing	31	\$20,000.00	60	No
Suwannee River Economic Council	Buildings	Building Components	Utilities	1	Administration - Utilities - Water Meter	31	\$3,000.00	60	No



Asset Owner	Asset Category	Asset Class	Asset Name	Count	ID/Serial No.	Age (Years)	Replacement Cost/Value	Useful Life Benchmark (Years)	At or Past Useful Life Benchmark
Suwannee Valley Transit Authority	Buildings	Building Components	Other	1	Interior - Fire Protection	1	\$21,449.67	15	No
Suwannee Valley Transit Authority	Equipment	Maintenance	Fuel Island	1	Maintenance - Exterior - Fuel Island	35	\$107,672.21	15	Yes
Suwannee Valley Transit Authority	Equipment	Maintenance	Fuel Tank	1	Maintenance - Fuel Tank - Propane	35	\$3,200.00	15	Yes
Suwannee Valley Transit Authority	Equipment	Maintenance	Fuel Tank	1	Maintenance - Fuel Tank - Propane	35	\$3,200.00	15	Yes
Suwannee Valley Transit Authority	Equipment	Maintenance	Lifts - Portable	4	Maintenance - Interior - Lifts - Portable	35	\$12,000.00	45	No
Suwannee Valley Transit Authority	Buildings	Building Components	Access and Parking	620	Exterior - Sidewalks	35	\$4,650.00	45	No
Suwannee Valley Transit Authority	Buildings	Building Components	Access and Parking	76400	Parking Lot	35	\$114,600.00	60	No
Suwannee Valley Transit Authority	Buildings	Building Components	Drainage	1	Exterior - Gutter	35	\$43,196.54	60	No
Suwannee Valley Transit Authority	Buildings	Building Components	Drainage	1	Exterior - Gutter	35	\$43,196.54	60	No
Suwannee Valley Transit Authority	Buildings	Building Components	Electrical	1	Exterior - Lights	9	\$1.00	60	No
Suwannee Valley Transit Authority	Buildings	Building Components	Exterior	1	Exterior - Signage	35	\$6,656.30	60	No
Suwannee Valley Transit Authority	Buildings	Building Components	Exterior	1	Exterior - Windows and Doors	35	\$400.00	60	No
Suwannee Valley Transit Authority	Buildings	Building Components	Generators	1	Administration - Exterior - Generator	1	\$5,000.00	60	No
Suwannee Valley Transit Authority	Buildings	Building Components	Generators	1	Administration - Exterior - Generator	1	\$5,000.00	60	No
Suwannee Valley Transit Authority	Buildings	Building Components	HVAC	1	Administration - Interior - HVAC - Water Heater	35	\$1,200.00	60	No
Suwannee Valley Transit Authority	Buildings	Building Components	HVAC	1	Exterior - HVAC	3	\$3,000.00	60	No
Suwannee Valley Transit Authority	Buildings	Building Components	HVAC	2	Interior - HVAC - Air Conditioners	9	\$1,000.00	60	No
Suwannee Valley Transit Authority	Buildings	Building Components	Interior	1	Interior - Floor	35	\$2,500.00	15	Yes
Suwannee Valley Transit Authority	Buildings	Building Components	Interior	1	Interior - Floor	35	\$2,500.00	15	Yes
Suwannee Valley Transit Authority	Buildings	Building Components	Interior	1	Interior - Windows/Doors	35	\$400.00	60	No
Suwannee Valley Transit Authority	Buildings	Building Components	Interior	1	Interior - Windows/Doors	35	\$400.00	60	No
Suwannee Valley Transit Authority	Buildings	Building Components	Roof	7786	Roof	14	\$7,786.00	15	No
Suwannee Valley Transit Authority	Buildings	Building Components	Storage Shed	3	Facilities - Storage Shed	35	\$16,500.00	15	Yes
Tri-County Community Council	Buildings	Building Components	Exterior	5	Administration - Exterior - Signage	62	\$33,281.50	15	Yes
Tri-County Community Council	Buildings	Building Components	Fire Alarm	1	Interior - Fire Protection - Fire Alarm	62	\$21,449.67	15	Yes
Tri-County Community Council	Buildings	Building Components	Generators	1	Generator	62	\$5,000.00	60	Yes
Tri-County Community Council	Buildings	Building Components	Generators	1	Generator	62	\$5,000.00	15	Yes
Tri-County Community Council	Buildings	Building Components	Generators	1	Generator	62	\$5,000.00	15	Yes



Asset Owner	Asset Category	Asset Class	Asset Name	Count	ID/Serial No.	Age (Years)	Replacement Cost/Value	Useful Life Benchmark (Years)	At or Past Useful Life Benchmark
Tri-County Community Council	Buildings	Building Components	Interior	1	Interior - Signage	62	\$6,656.30	15	Yes
Tri-County Community Council	Buildings	Building Components	Interior	1	Interior - Windows - Treatments	62	\$750.00	15	Yes
Tri-County Community Council	Buildings	Building Components	Interior	1	Interior - Windows - Treatments	62	\$750.00	15	Yes
Tri-County Community Council	Buildings	Building Components	Other	1	Administration - Exterior – Misc. Equipment - Dumpster - Waste Pro	62	\$4,000.00	15	Yes
Tri-County Community Council	Buildings	Building Components	Other	1	Administration - Exterior – Misc. Equipment - Dumpster - Waste Pro	62	\$4,000.00	15	Yes
Tri-County Community Council	Buildings	Building Components	Other	7	Administration - Interior - Fire Protection - Fire Extinguisher	1	\$1,540.00	15	No
Tri-County Community Council	Buildings	Building Components	Other	7	Administration - Interior - Fire Protection - Fire Extinguisher	1	\$1,540.00	15	No
Tri-County Community Council	Buildings	Building Components	Other	2	Interior - Fire Protection - Fire Extinguisher	62	\$440.00	15	Yes
Tri-County Community Council	Buildings	Building Components	Other	3	Interior - Fire Protection - Fire Extinguisher	62	\$660.00	15	Yes
Tri-County Community Council	Buildings	Building Components	Other	1	Interior - Ventilator Fan	6	\$100.00	15	No
Tri-County Community Council	Buildings	MIS/IT/Network Systems	Computers/ Hardware	1	Interior - Computer Hardware - Server	62	\$6,656.30	15	Yes
Tri-County Community Council	Equipment	Maintenance	Air Compressor	2	Maintenance - Interior - Air Compressor	62	\$10,000.00	60	Yes
Tri-County Community Council	Equipment	Maintenance	Fuel Tank	1	Maintenance - Exterior - Fuel Tank - Propane	62	\$3,200.00	45	Yes
Tri-County Community Council	Equipment	Maintenance	Fuel Tank	1	Maintenance - Exterior - Fuel Tank -Propane	1	\$3,200.00	45	No
Tri-County Community Council	Equipment	Maintenance	Lifts - Fixed	2	Maintenance - Interior - Lifts - Fixed	10	\$12,000.00	45	No
Tri-County Community Council	Buildings	Building Components	Access and Parking	49416	Administration - Parking Lot	62	\$74,124.00	45	Yes
Tri-County Community Council	Buildings	Building Components	Access and Parking	1240	Administration - Parking Lot - Sidewalk	62	\$9,300.00	45	Yes
Tri-County Community Council	Buildings	Building Components	Access and Parking	240	Exterior - Parking Lot - Sidewalks	6	\$1,800.00	45	No
Tri-County Community Council	Buildings	Building Components	Access and Parking	4760	Parking Lot	62	\$4,760.00	45	Yes
Tri-County Community Council	Buildings	Building Components	Access and Parking	13616	Parking Lot	17	\$13,616.00	45	No
Tri-County Community Council	Buildings	Building Components	Access and Parking	17700	Parking Lot	12	\$17,700.00	15	No
Tri-County Community Council	Buildings	Building Components	Access and Parking	1490	Parking Lot - Driveway	62	\$2,235.00	60	Yes
Tri-County Community Council	Buildings	Building Components	Access and Parking	1016	Parking Lot - Sidewalk	62	\$7,620.00	60	Yes
Tri-County Community Council	Buildings	Building Components	Access and Parking	1040	Parking Lot - Sidewalk	62	\$7,800.00	60	Yes
Tri-County Community Council	Buildings	Building Components	Drainage	2	Exterior - Drainage - Downspout	17	\$86,393.08	60	No
Tri-County Community Council	Buildings	Building Components	Drainage	2	Exterior - Drainage - Downspout	17	\$86,393.08	60	No
Tri-County Community Council	Buildings	Building Components	Drainage	6	Exterior - Drainage - Downspout	6	\$259,179.24	60	No
Tri-County Community Council	Buildings	Building Components	Drainage	1	Exterior - Drainage - Drain Inlet	12	\$2,000.00	60	No
Tri-County Community Council	Buildings	Building Components	Drainage	1	Exterior - Drainage - Drainage Pond	12	\$1,000.00	60	No
Tri-County Community Council	Buildings	Building Components	Drainage	1	Exterior - Drainage - Drainage Pond	12	\$1,000.00	60	No
Tri-County Community Council	Buildings	Building Components	Drainage	1	Exterior - Drainage - Gutter	62	\$43,196.54	60	Yes
Tri-County Community Council	Buildings	Building Components	Drainage	2	Exterior - Drainage - Gutter	6	\$9,000.00	60	No
Tri-County Community Council	Buildings	Building Components	Drainage	2	Exterior - Drainage - Gutter	6	\$9,000.00	60	No
Tri-County Community Council	Buildings	Building Components	Electrical	4	Administration - Exterior - Electric - Electric Panel	62	\$3,200.00	60	Yes
Tri-County Community Council	Buildings	Building Components	Electrical	1	Administration - Interior - Lights	62	\$1.00	60	Yes



Asset Owner	Asset Category	Asset Class	Asset Name	Count	ID/Serial No.	Age (Years)	Replacement Cost/Value	Useful Life Benchmark (Years)	At or Past Useful Life Benchmark
Tri-County Community Council	Buildings	Building Components	Electrical	1	Electric - Breaker Box	62	\$1,500.00	60	Yes
Tri-County Community Council	Buildings	Building Components	Electrical	9	Exterior - Electric - Lights	62	\$9.00	60	Yes
Tri-County Community Council	Buildings	Building Components	Electrical	15	Exterior - Electric - Lights	6	\$15.00	60	No
Tri-County Community Council	Buildings	Building Components	Electrical	15	Exterior - Electric - Lights	6	\$15.00	60	No
Tri-County Community Council	Buildings	Building Components	Electrical	2	Interior - Electric - Electrical Panel	62	\$1,600.00	60	Yes
Tri-County Community Council	Buildings	Building Components	Electrical	20	Interior - Lighting	12	\$20.00	60	No
Tri-County Community Council	Buildings	Building Components	Electrical	1	Interior - Lights	62	\$1.00	60	Yes
Tri-County Community Council	Buildings	Building Components	Electrical	20	Interior - Lights	62	\$20.00	60	Yes
Tri-County Community Council	Buildings	Building Components	Electrical	1	Maintenance - Interior - Electrical System	6	\$400.00	60	No
Tri-County Community Council	Buildings	Building Components	Electrical	1	Maintenance - Interior - Electrical System	6	\$400.00	60	No
Tri-County Community Council	Buildings	Building Components	Electrical	1	Utilities - Electric Meter	62	\$1,200.00	60	Yes
Tri-County Community Council	Buildings	Building Components	Exterior	5	Administration - Exterior - Doors - Wood Frame Hinged	62	\$4,500.00	60	Yes
Tri-County Community Council	Buildings	Building Components	Exterior	10	Administration - Exterior - Lights	62	\$10.00	60	Yes
Tri-County Community Council	Buildings	Building Components	Exterior	10	Administration - Exterior - Lights	62	\$10.00	60	Yes
Tri-County Community Council	Buildings	Building Components	Exterior	22	Administration - Exterior - Windows	62	\$8,800.00	60	
Tri-County Community Council	Buildings	Building Components	Exterior	3.5	Administration - External - Walls	62	\$3,500.00	60	Yes
Tri-County Community Council	Buildings	Building Components	Exterior	2	Administration - Roof - Chimney	62	\$900.00	60	Yes
Tri-County Community Council	Buildings	Building Components	Exterior	1	Exterior - Awning	17	\$1,300.00	60	No
Tri-County Community Council	Buildings	Building Components	Exterior	1	Exterior - Breezeway	12	\$10,000.00	60	No
Tri-County Community Council	Buildings	Building Components	Exterior	8	Exterior - Columns	62	\$8,000.00	60	Yes
Tri-County Community Council	Buildings	Building Components	Exterior	3	Exterior - Door	6	\$6,000.00	60	No
Tri-County Community Council	Buildings	Building Components	Exterior	2	Exterior - Doors	17	\$4,000.00	60	No
Tri-County Community Council	Buildings	Building Components	Exterior	1	Exterior - Floor - Subfloor	62	\$1,000.00	60	Yes
Tri-County Community Council	Buildings	Building Components	Exterior	5	Exterior - Handrail	62	\$875.00	60	Yes
Tri-County Community Council	Buildings	Building Components	Exterior	5	Exterior - Handrail	62	\$875.00	60	Yes
Tri-County Community Council	Buildings	Building Components	Exterior	1	Exterior - Wall - Foundation	62	\$1,000.00	60	Yes
Tri-County Community Council	Buildings	Building Components	Exterior	1	Exterior - Walls	62	\$1,000.00	60	Yes
Tri-County Community Council	Buildings	Building Components	Exterior	1	Exterior - Walls	17	\$1,000.00	60	No
Tri-County Community Council	Buildings	Building Components	Exterior	1	Exterior - Walls	6	\$1,000.00	60	No
Tri-County Community Council	Buildings	Building Components	Exterior	12	Exterior - Windows	62	\$4,800.00	60	Yes
Tri-County Community Council	Buildings	Building Components	Exterior	32	Exterior - Windows	62	\$12,800.00	60	Yes
Tri-County Community Council	Buildings	Building Components	Exterior	4	Exterior - Door - Bay Doors	6	\$8,000.00	60	No
Tri-County Community Council	Buildings	Building Components	Exterior	37616	Fence - Security Fence	12	\$564,240.00	60	No
Tri-County Community Council	Buildings	Building Components	HVAC	1	Administration - Exterior - HVAC - Air Compressor	12	\$7,000.00	60	No
Tri-County Community Council	Buildings	Building Components	HVAC	1	Administration - Exterior - HVAC - Compressor	62	\$7,000.00	60	Yes
Tri-County Community Council	Buildings	Building Components	HVAC	1	Administration - Exterior - HVAC - Compressor	62	\$7,000.00	60	Yes
Tri-County Community Council	Buildings	Building Components	HVAC	1	Administration - Exterior - HVAC - Compressor	12	\$7,000.00	15	No
Tri-County Community Council	Buildings	Building Components	HVAC	1	Administration - Exterior - HVAC - Compressor	12	\$7,000.00	15	No
Tri-County Community Council	Buildings	Building Components	HVAC	1	Administration - Exterior - HVAC - Compressor - Abandoned	62	\$7,000.00	15	Yes
Tri-County Community Council	Buildings	Building Components	HVAC	1	Administration - Interior - HVAC - Air Handler	4	\$5,000.00	15	No



Asset Owner	Asset Category	Asset Class	Asset Name	Count	ID/Serial No.	Age (Years)	Replacement Cost/Value	Useful Life Benchmark (Years)	At or Past Useful Life Benchmark
Tri-County Community Council	Buildings	Building Components	HVAC	1	Administration - Interior - HVAC - Air Handler	4	\$5,000.00	25	No
Tri-County Community Council	Buildings	Building Components	HVAC	1	Administration - Interior - HVAC - Air Handler	4	\$5,000.00	15	No
Tri-County Community Council	Buildings	Building Components	HVAC	1	Administration - Interior - HVAC - Air Handler	12	\$5,000.00	15	No
Tri-County Community Council	Buildings	Building Components	HVAC	1	Administration - Interior - HVAC - Air Handler	4	\$5,000.00	15	No
Tri-County Community Council	Buildings	Building Components	HVAC	1	Administration - Interior - HVAC - Compressor	12	\$5,000.00	15	No
Tri-County Community Council	Buildings	Building Components	HVAC	1	Administration - Interior - HVAC - Water Heater	7	\$1,200.00	45	No
Tri-County Community Council	Buildings	Building Components	HVAC	1	HVAC - Compressor	4	\$5,000.00	45	No
Tri-County Community Council	Buildings	Building Components	HVAC	1	HVAC - Compressor	7	\$7,000.00	60	No
Tri-County Community Council	Buildings	Building Components	HVAC	1	Interior - Air Conditioner - Window	7	\$425.00	60	No
Tri-County Community Council	Buildings	Building Components	HVAC	1	Interior - Air Conditioner - Window	7	\$425.00	60	No
Tri-County Community Council	Buildings	Building Components	HVAC	1	Interior - HVAC - Air Handler	7	\$5,000.00	60	No
Tri-County Community Council	Buildings	Building Components	HVAC	1	Interior - HVAC - Air Handler	7	\$5,000.00	60	No
Tri-County Community Council	Buildings	Building Components	HVAC	1	Interior - HVAC - Air Handler	62	\$5,000.00	60	Yes
Tri-County Community Council	Buildings	Building Components	HVAC	1	Interior - HVAC - Compressor	12	\$5,000.00	60	No
Tri-County Community Council	Buildings	Building Components	HVAC	1	Interior - HVAC - Compressor	62	\$5,000.00	60	Yes
Tri-County Community Council	Buildings	Building Components	HVAC	1	Interior - HVAC - Ducts	62	\$1,000.00	15	Yes
Tri-County Community Council	Buildings	Building Components	HVAC	1	Maintenance - Interior - Air Compressor	7	\$5,000.00	45	No
Tri-County Community Council	Buildings	Building Components	HVAC	1	Maintenance - Interior - HVAC - Ducts	7	\$1,000.00	45	No
Tri-County Community Council	Buildings	Building Components	HVAC	1	Maintenance - Interior - HVAC - Ducts	7	\$1,000.00	45	No
Tri-County Community Council	Buildings	Building Components	HVAC	1	Maintenance - Interior - HVAC - Vents	7	\$1,000.00	60	No
Tri-County Community Council	Buildings	Building Components	Interior	1	Administration - Interior - Doors	62	\$1,100.00	60	Yes
Tri-County Community Council	Buildings	Building Components	Interior	1	Administration - Interior - Floor	62	\$2,500.00	60	Yes
Tri-County Community Council	Buildings	Building Components	Interior	1	Administration - Interior - Walls	62	\$1,000.00	60	Yes
Tri-County Community Council	Buildings	Building Components	Interior	1	Interior - Cabinet	62	\$3,056.67	60	Yes
Tri-County Community Council	Buildings	Building Components	Interior	1	Interior - Ceiling	62	\$12,500.00	60	Yes
Tri-County Community Council	Buildings	Building Components	Interior	1	Interior - Ceiling	62	\$12,500.00	60	Yes
Tri-County Community Council	Buildings	Building Components	Interior	1	Interior - Ceiling	62	\$12,500.00	60	Yes
Tri-County Community Council	Buildings	Building Components	Interior	2	Interior - Doors	6	\$2,200.00	45	No
Tri-County Community Council	Buildings	Building Components	Interior	2	Interior - Doors	6	\$2,200.00	45	No
Tri-County Community Council	Buildings	Building Components	Interior	11	Interior - Doors	62	\$12,100.00	45	Yes
Tri-County Community Council	Buildings	Building Components	Interior	13	Interior - Doors	12	\$14,300.00	60	No
Tri-County Community Council	Buildings	Building Components	Interior	1	Interior - Floor	6	\$2,500.00	60	No
Tri-County Community Council	Buildings	Building Components	Interior	1	Interior - Floor - Material - Carpet	62	\$1,250.00	60	Yes
Tri-County Community Council	Buildings	Building Components	Interior	1	Interior - Shelves	17	\$3,056.67	60	No
Tri-County Community Council	Buildings	Building Components	Interior	1	Interior - Walls	62	\$1,000.00	60	Yes
Tri-County Community Council	Buildings	Building Components	Interior	1	Interior - Walls	62	\$1,000.00	60	Yes
Tri-County Community Council	Buildings	Building Components	Interior	1	Interior - Walls	6	\$1,000.00	60	No
Tri-County Community Council	Buildings	Building Components	Interior	2	Interior - Walls	17	\$2,000.00	60	No
Tri-County Community Council	Buildings	Building Components	Interior	2	Interior - Walls	17	\$2,000.00	60	No
Tri-County Community Council	Buildings	Building Components	Plumbing	1	Administration - Exterior - Plumbing - Fire Protection - Fire Hydrant	62	\$6,000.00	60	Yes



Asset Owner	Asset Category	Asset Class	Asset Name	Count	ID/Serial No.	Age (Years)	Replacement Cost/Value	Useful Life Benchmark (Years)	At or Past Useful Life Benchmark
Tri-County Community Council	Buildings	Building Components	Plumbing	1	Administration - Interior - Plumbing - Sinks	62	\$600.00	60	Yes
Tri-County Community Council	Buildings	Building Components	Plumbing	5	Administration - Interior - Plumbing - Toilet	62	\$2,500.00	60	Yes
Tri-County Community Council	Buildings	Building Components	Plumbing	1	Interior - Plumbing	62	\$20,000.00	60	Yes
Tri-County Community Council	Buildings	Building Components	Plumbing	1	Interior - Plumbing	62	\$20,000.00	60	Yes
Tri-County Community Council	Buildings	Building Components	Plumbing	8	Interior - Plumbing	62	\$160,000.00	60	Yes
Tri-County Community Council	Buildings	Building Components	Plumbing	8	Interior - Plumbing	62	\$160,000.00	60	Yes
Tri-County Community Council	Buildings	Building Components	Roof	9400	Administration - Roof - Material - Metal	62	\$141,000.00	60	Yes
Tri-County Community Council	Buildings	Building Components	Roof	2630	Roof	6	\$39,450.00	60	No
Tri-County Community Council	Buildings	Building Components	Roof	4608	Roof	62	\$69,120.00	60	Yes
Tri-County Community Council	Buildings	Building Components	Roof	2800	Roof - Metal	17	\$42,000.00	60	No
Tri-County Community Council	Buildings	Building Components	Utilities	1	Utilities - Electric Hookup	6	\$1.00	60	No
Tri-County Community Council	Buildings	Building Components	Utilities	1	Utilities - Electric Meter Box	12	\$1,200.00	60	No
Tri-County Community Council	Buildings	Building Components	Pavilion	1	Facilities - Pavilion	62	\$20,155.60	60	Yes
Tri-County Community Council	Buildings	Building Components	Pavilion	1	Facilities - Pavilion	12	\$20,155.60	60	No
Tri-County Community Council	Buildings	Building Components	Storage Shed	1	Facilities - Storage Shed	62	\$5,500.00	15	Yes
Tri-County Community Council	Buildings	Building Components	Storage Shed	2	Facilities - Storage Shed	62	\$11,000.00	15	Yes
Tri-County Community Council	Buildings	Building Components	Storage Shed	3	Facilities - Storage Shed	62	\$16,500.00	15	Yes
Tri-County Community Council	Buildings	Building Components	Abandoned Building	1	Facility - Abandoned Building	62	\$19,046.78	15	Yes
Tri-County Community Council	Buildings	Building Components	Administration	1	Facility - Administration	62	\$19,046.78	15	Yes
Wakulla Transportation	Buildings	Building Components	Exterior	1	Exterior - Signage	16	\$6,656.30	60	No
Wakulla Transportation	Buildings	Building Components	Fire Alarm	1	Interior - Fire Protection - Fire Alarm System	16	\$21,449.67	60	No
Wakulla Transportation	Buildings	Building Components	Generators	1	Generator	16	\$5,000.00	15	Yes
Wakulla Transportation	Buildings	Building Components	Interior	1	Interior - Signage	16	\$6,656.30	15	Yes
Wakulla Transportation	Buildings	Building Components	Other	2	Interior - Misc. Equipment - Dumpster	16	\$8,000.00	15	Yes
Wakulla Transportation	Equipment	MIS/IT/Network Systems		1	Interior - Computer Hardware - Intercom	16	\$6,656.30	15	Yes
Wakulla Transportation	Buildings	Building Components	Access and Parking	1144	Parking Lot - Sidewalks	16	\$8,580.00	15	Yes
Wakulla Transportation	Buildings	Building Components	Access and Parking	1	Parking Lot - Sidewalk - Curb Ramp	16	\$750.00	45	No
Wakulla Transportation	Buildings	Building Components	Access and Parking	34670	Parking Lot	16	\$86,675.00	45	No
Wakulla Transportation	Buildings	Building Components	Drainage	1	Exterior - Drainage - Gutters	16	\$4,500.00	60	No
Wakulla Transportation	Buildings	Building Components	Electrical	1	Interior - Electrical - Panels	16	\$800.00	60	No
Wakulla Transportation	Buildings	Building Components	Electrical	1	Exterior - Lights	16	\$1.00	60	No
Wakulla Transportation	Buildings	Building Components	Exterior	1	Exterior - Walls - Metal Sheet	16	\$1,000.00	60	No
Wakulla Transportation	Buildings	Building Components	Exterior	1	Exterior - Walls - Metal Sheet	16	\$1,000.00	60	No
Wakulla Transportation	Buildings	Building Components	Electrical	1	Exterior - Windows	16	\$400.00	60	No
Wakulla Transportation	Buildings	Building Components	HVAC	1	HVAC	16	\$500.00	60	No
Wakulla Transportation	Buildings	Building Components	HVAC	1	Interior - HVAC - Air Conditioner	16	\$33,592.67	60	No
Wakulla Transportation	Buildings	Building Components	HVAC	1	Interior - HVAC - Compact Air Curtain	16	\$400.00	60	No
Wakulla Transportation	Buildings	Building Components	HVAC	2	Interior - HVAC - Water Heater	16	\$2,400.00	60	No
Wakulla Transportation	Buildings	Building Components	Interior	1	Interior - Ceiling	16	\$12,500.00	60	No
Wakulla Transportation	Buildings	Building Components	Interior	1	Interior - Doors	16	\$200.00	60	No



Asset Owner	Asset Category	Asset Class	Asset Name	Count	ID/Serial No.	Age (Years)	Replacement Cost/Value	Useful Life Benchmark (Years)	At or Past Useful Life Benchmark
Wakulla Transportation	Buildings	Building Components	Interior	1	Interior - Floors	16	\$2,500.00	60	No
Wakulla Transportation	Buildings	Building Components	Interior	1	Interior - Lights	16	\$1.00	60	No
Wakulla Transportation	Buildings	Building Components	Interior	1	Interior - Walls	16	\$1,000.00	60	No
Wakulla Transportation	Buildings	Building Components	Interior	1	Interior - Window - Roll Up	16	\$20.00	60	No
Wakulla Transportation	Buildings	Building Components	Interior	1	Interior - Window - Roll Up	16	\$20.00	60	No
Wakulla Transportation	Buildings	Building Components	Interior	1	Interior - Plumbing	16	\$20,000.00	60	No
Wakulla Transportation	Buildings	Building Components	Roof	12020	Roof	16	\$4,808,000.00	60	No
Wakulla Transportation	Buildings	Building Components	Bus Fleet Pole Barn	1	Facilities - Bus Fleet Pole Barn	16	\$20,155.60	60	No



Appendix C: FDOT Total Asset Value and Average Condition Rating

Asset Category	Total Value	Average Condition Rating
Revenue Vehicles	\$69,381,619.81	2.83
Non-Revenue Vehicles	\$363,731,949.21	2.70
Systems	\$191,813.40	1.95
Facilities	\$33,390,902.05	3.33
Grand Total	\$466,696,284.47	3.09



Appendix D: Proposed Investment Project List (First Year Replacement)

Asset Category	Total Value	Replacement Priority Status Rating*
Facilities	\$76,272,395.47	46.402
–	\$55,720.56	69.278
Buildings	\$71,691,576.11	44.495
Storage Yard	\$7,002.29	59.216
Equipment	\$4,518,096.52	45.475
Vehicles	\$74,057,096.18	65.13
Revenue Vehicles	\$69,292,510.97	65.23
Non-Revenue Vehicles	\$4,764,585.21	60.01
Systems	\$90,931.51	73.04
Communications	\$90,931.51	73.04

*These projects are based on a priority score out of 100, with the highest scoring category having the highest need for replacement.



Appendix E: Approximate Investment Expenditures by Vehicle Fleet Type Next 10 Years

	2023	2024	2025	2026	2027	2028	2029	2030	2031	2032	2033
Vehicle Fleet Type	Cost in 2022 \$										
Demand Response	\$710,000	\$4,130,000	\$10,310,000	\$10,070,000	\$7,620,000	\$6,630,000	\$10,950,000	\$6,790,000	\$8,510,000	\$5,980,000	\$8,450,000
Motor Bus	\$9,590,000	\$6,420,000	\$510,000	\$1,020,000	\$3,750,000	\$5,030,000	\$990,000	\$5,450,000	\$3,730,000	\$4,740,000	\$3,340,000
Non-Revenue Vehicles	\$403,000	\$0.00	\$0.00	\$204,000	\$0.00	\$5,939,000	\$0.00	\$159,000	\$22,000	\$43,000	\$403,000



Appendix F: All Agency SGR Backlog Next 10 Years

	2023	2024	2025	2026	2027	2028	2029	2030	2031	2032
Cost in 2022 \$										
Vehicle Fleet										
Revenue Vans, Cutaways, and Autos	\$19,401,085.31	\$20,991,060.78	\$12,120,539.84	\$10,211,402.98	\$3,131,225.08	\$1,245,854.41	\$1,491,596.33	\$589,862.99	\$664,157.06	\$0.00
Revenue Bus	\$32,834,941.21	\$24,710,249.28	\$39,044,828.94	\$33,501,782.02	\$30,650,691.15	\$19,800,239.77	\$25,044,829.44	\$23,389,785.81	\$18,055,014.08	\$3,221,323.98
Non-Revenue Vehicles	\$0.00	\$0.00	\$0.00	\$0.00	\$0.00	\$0.00	\$0.00	\$0.00	\$0.00	\$0.00
Systems										
Communications	\$69,620.00	\$68,503.86	\$58,458.54	\$52,877.81	\$3,348.44	\$52,877.81	\$1,116.15	\$12,382.34	\$12,382.34	\$0.00
Facilities										
Buildings	\$3,681,403.05	\$3,803,334.69	\$3,909,282.56	\$3,890,572.82	\$3,881,588.50	\$4,112,021.36	\$4,117,153.94	\$5,056,006.02	\$5,594,096.65	\$5,519,658.03
Equipment	\$3,206,210.77	\$3,456,274.31	\$3,456,274.31	\$2,803,280.88	\$2,598,896.48	\$2,051,444.38	\$2,598,672.13	\$1,851,998.12	\$2,311,692.51	\$2,294,829.22
Grand Total	\$53,030,539.06	\$58,599,429.51	\$50,465,497.25	\$40,315,279.01	\$27,212,908.37	\$33,305,129.65	\$30,888,769.07	\$26,637,342.64	\$11,048,193.57	\$4,493,800.37



Appendix G: Percent Replaceable Assets Per Category Exceeding Useful Life Next 10 Years

	2023	2024	2025	2026	2027	2028	2029	2030	2031	2032
Revenue Vehicle Fleet	32.20%	30.33%	25.35%	21.81%	22.51%	17.17%	15.30%	14.06%	10.94%	5.33%
Non-Revenue Vehicles	6.32%	0%	0%	3.16%	0%	1.05%	0%	2.11%	1.05%	1.05%
Systems	53.33%	46.67%	46.67%	26.67%	26.67%	20%	13.33%	6.67%	6.67%	0%
Facilities	75.14%	75.14%	23.34%	21.41%	21.55%	19.06%	18.09%	20.44%	18.37%	7.46%



FDOT Public Transit Office
605 Suwanee Street, MS 26
Tallahassee, FL 32399



**PUBLIC
TRANSIT**