

## SAMPLE CONTRACT DATA REPORTING

### Accessibility and Paratransit

Provides ADA-accessible transportation for people with disabilities that affect their ability to transport themselves.

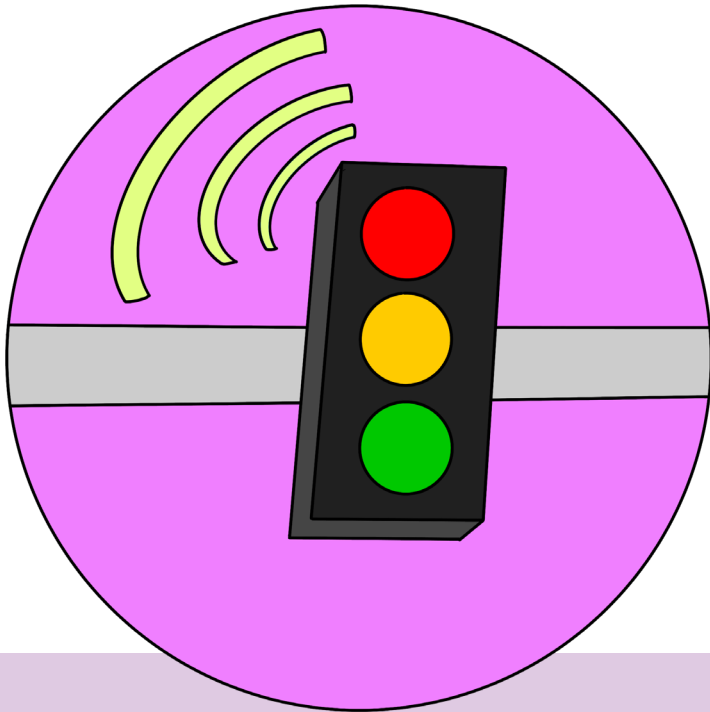
Incorporate into Contract terms DATA ACCESS AND AGGREGATION. Please reference FDOT CO Performance Measure for PTA-TNC Partnerships or contact Gabrielle Matthews at **INSERT NUMBER AND EMAIL**.

#### Monthly or Quarterly Data Reporting:

1. Manner of Request Receipt
2. Trip Completion
3. Driver Complaints
4. Logged Hours per Driver
5. Driver Training Course Completion
6. Dispatching Base License Number
7. Date and Time of Request Receipt
8. Number of Severity of Crashes involving Rideshare Vehicle with Passengers
9. Number of Discrimination Cases Reported
10. Summary of Crimes that occurred During All Rides
11. Date and Time for Passenger Pickup and Drop off
12. Passenger Wait time
13. Number of Trips
14. Length of Trips
15. Duration of Trips
16. Peak/ Off Peak Hours



## ACCESSIBILITY AND PARATRANSIT



## SMART CITIES

## SAMPLE CONTRACT DATA REPORTING

### Smart Cities

Provides ridership data that can be used to enhance smart city infrastrucutre and inform data decisions.

Incorporate into Contract terms DATA ACCESS AND AGGREGATION. Please reference FDOT CO Performance Measure for PTA-TNC Partnerships or contact Gabrielle Matthews at [INSERT NUMBER AND EMAIL](#).

#### Monthly or Quarterly Data Reporting:

1. Date and Time for Passenger Pickup and Drop off
2. Passenger Wait time
3. Number of Trips
4. Length of Trips
5. Duration of Trips
6. Peak/ Off Peak Hours
7. Vehicle Revenue Miles
8. Vehicle Revenue Hours
9. Average Passenger Occupancy
10. Passenger Miles
11. Average Vehicle Revenue Speed
12. Anonymized Trip Origin and Destination Data
13. Fare Revenues
14. Cost per trip
15. Average Subsidy
16. Average Fare
17. Subsidies
18. ROI or Benefit Cost Ratio
19. Ridership

## SAMPLE CONTRACT DATA REPORTING


### Medical Access

Provides reliable transportation for medical patients that either cannot access reliable transportation to their provider, or are in recovery and cannot transport themselves.

Incorporate into Contract terms DATA ACCESS AND AGGREGATION. Please reference FDOT CO Performance Measure for PTA-TNC Partnerships or contact Gabrielle Matthews at [INSERT NUMBER AND EMAIL](#).

#### Monthly or Quarterly Data Reporting:

1. Manner of Request Receipt
2. Trip Completion
3. Driver Complaints
4. Logged Hours per Driver
5. Driver Training Course Completion
6. Dispatching Base License Number
7. Date and Time of Request Receipt
8. Number of Severity of Crashes involving Rideshare Vehicle with Passengers
9. Number of Discrimination Cases Reported
10. Summary of Crimes that occurred During All Rides
11. Date and Time for Passenger Pickup and Drop off
12. Passenger Wait time
13. Number of Trips
14. Length of Trips
15. Duration of Trips
16. Peak/ Off Peak Hours
17. Total Expenses



## Medical Access

## SAMPLE CONTRACT DATA REPORTING

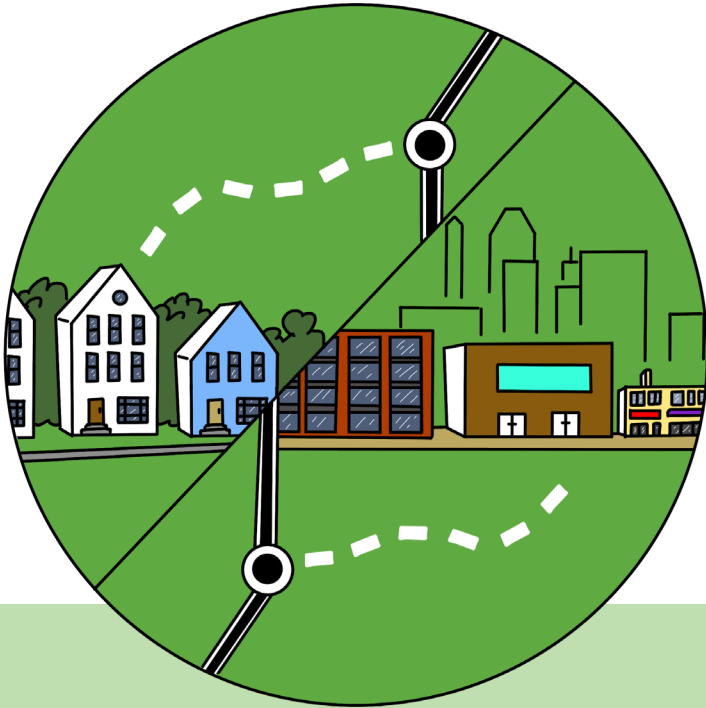
### First / Last-Mile

Provides first and last-mile transportation in conjunction with a transit or active transportation network.

Incorporate into Contract terms DATA ACCESS AND AGGREGATION. Please reference FDOT CO Performance Measure for PTA-TNC Partnerships or contact Gabrielle Matthews at [INSERT NUMBER AND EMAIL](#).

#### Monthly or Quarterly Data Reporting:

1. Date and Time for Passenger Pickup and Drop off
2. Passenger Wait time
3. Number of Trips
4. Length of Trips
5. Duration of Trips
6. Peak/ Off Peak Hours
7. Vehicle Revenue Miles
8. Vehicle Revenue Hours
9. Average Passenger Occupancy
10. Passenger Miles
11. Average Vehicle Revenue Speed
12. Anonymized Trip Origin and Destination Data
13. Fare Revenues
14. Cost per trip
15. Average Subsidy
16. Average Fare
17. Ridership



## First / Last Mile

# SAMPLE CONTRACT DATA REPORTING

## Employment

Provides transportation employees that cannot access reliable transportation to their place of employment.

Incorporate into Contract terms DATA ACCESS AND AGGREGATION. Please reference FDOT CO Performance Measure for PTA-TNC Partnerships or contact Gabrielle Matthews at **INSERT NUMBER AND EMAIL**.

### Monthly or Quarterly Data Reporting:

1. Date and Time for Passenger Pickup and Drop off
2. Passenger Wait time
3. Number of Trips
4. Length of Trips
5. Duration of Trips
6. Peak/ Off Peak Hours
7. Vehicle Revenue Miles
8. Vehicle Revenue Hours
9. Average Passenger Occupancy
10. Passenger Miles
11. Average Vehicle Revenue Speed
12. Anonymized Trip Origin and Destination Data
13. Fare Revenues
14. Cost per trip
15. Average Subsidy
16. Average Fare
17. Subsidies
18. ROI or Benefit Cost Ratio
19. Vouchers
20. Ridership



## Employment