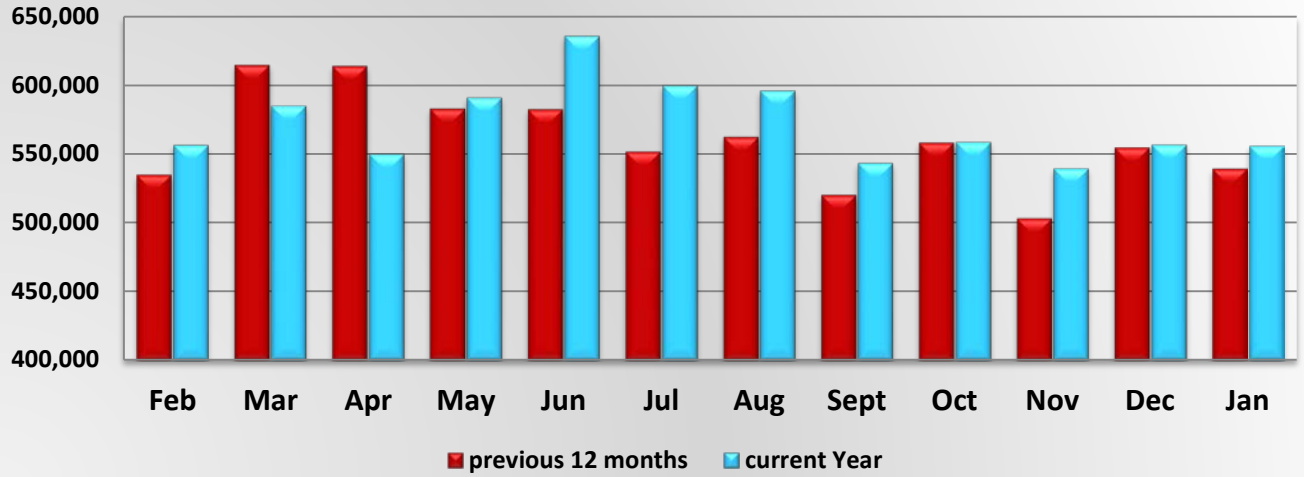
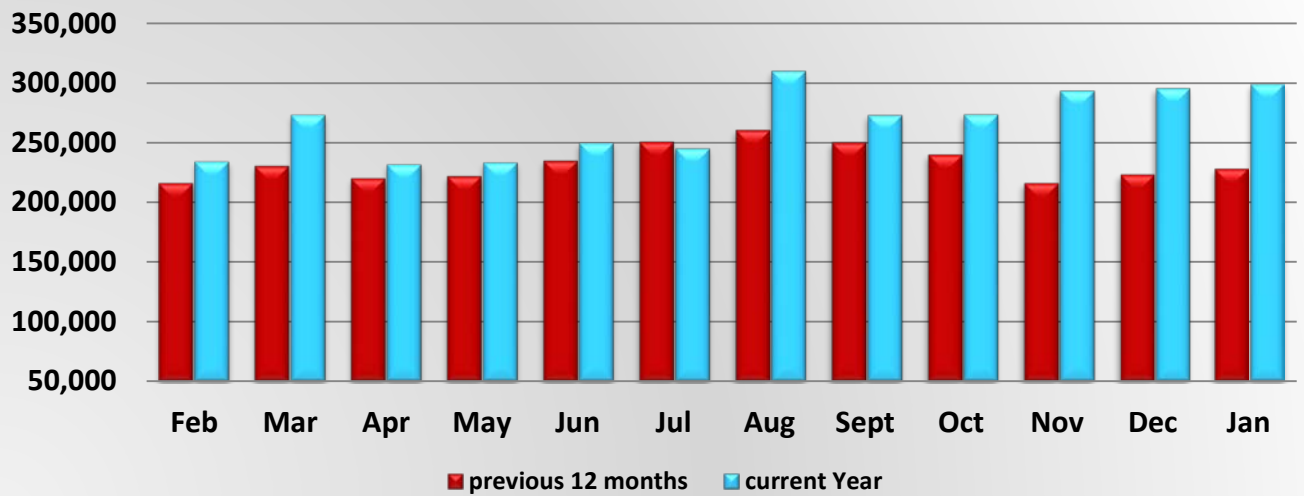


MCSAW PrePass Bypass Activity



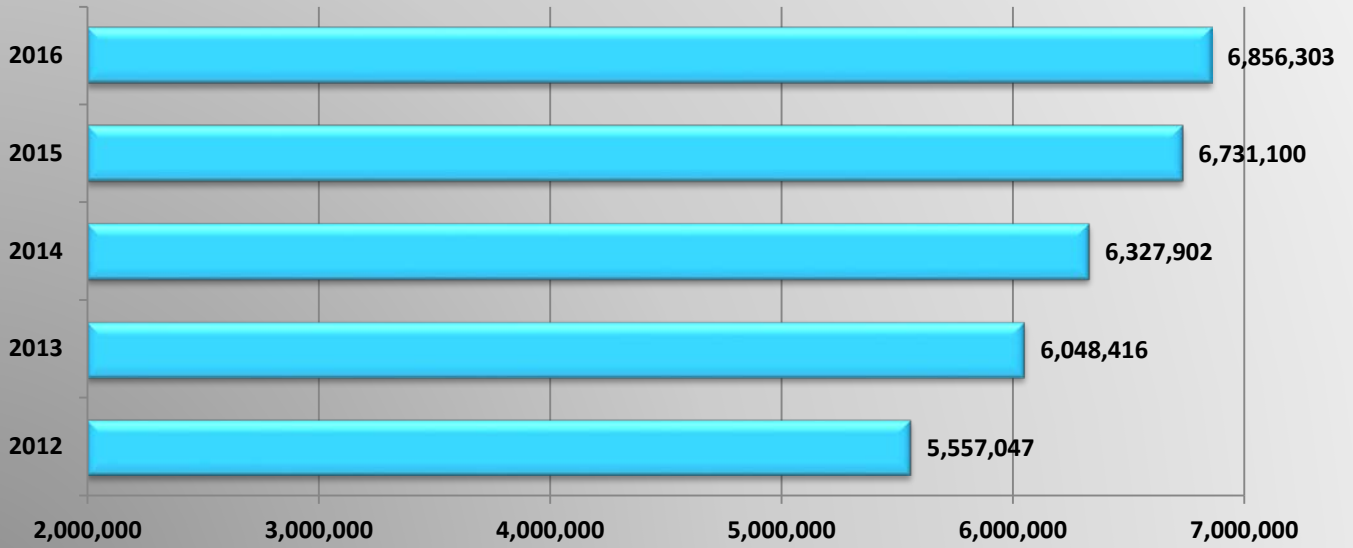
| MCSAW PrePass Bypass Activity | | | | | | | | | | | | |
|-------------------------------|---------|---------|---------|---------|---------|---------|---------|---------|---------|---------|---------|---------|
| | Feb | Mar | Apr | May | Jun | Jul | Aug | Sept | Oct | Nov | Dec | Jan |
| Feb 15 - Jan 16 | 535,180 | 614,927 | 614,101 | 583,034 | 582,664 | 551,822 | 562,631 | 520,385 | 558,458 | 503,725 | 554,896 | 539,473 |
| Feb 16 - Jan 17 | 556,983 | 585,466 | 550,519 | 591,268 | 636,085 | 600,055 | 596,519 | 543,856 | 559,086 | 539,859 | 557,134 | 556,237 |

MCSAW PrePass Pull-in Activity

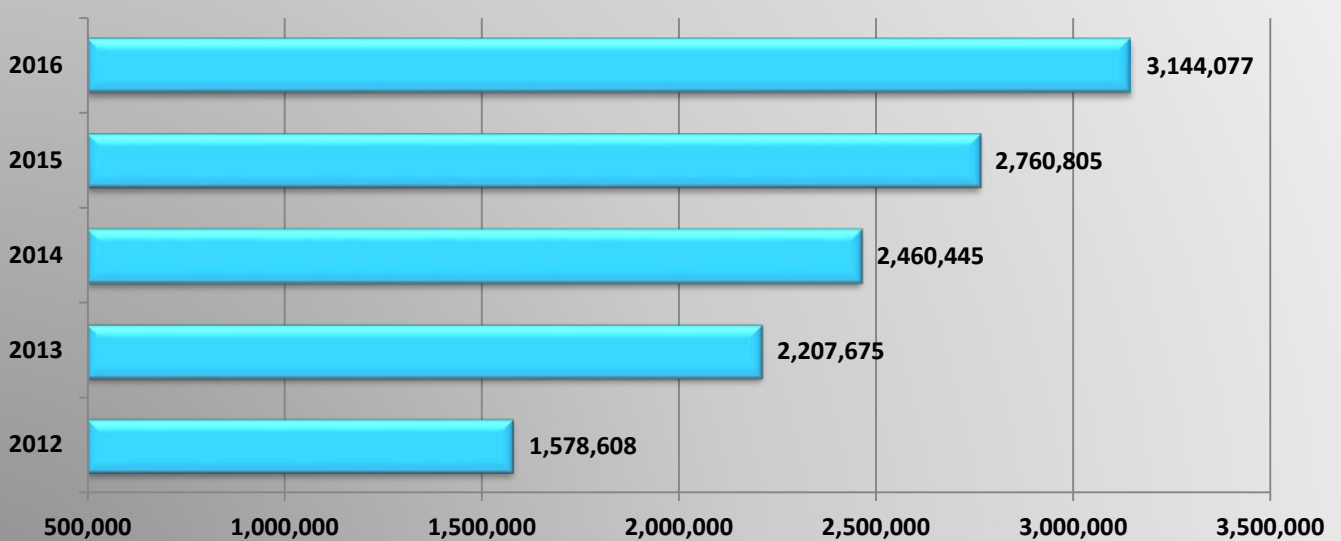


| MCSAW PrePass Pull-in Activity | | | | | | | | | | | | |
|--------------------------------|---------|---------|---------|---------|---------|---------|---------|---------|---------|---------|---------|---------|
| | Feb | Mar | Apr | May | Jun | Jul | Aug | Sept | Oct | Nov | Dec | Jan |
| Feb 15 - Jan 16 | 216,193 | 230,503 | 220,268 | 222,135 | 235,009 | 250,764 | 260,772 | 250,196 | 240,071 | 216,057 | 223,356 | 228,085 |
| Feb 16 - Jan 17 | 234,511 | 273,458 | 231,893 | 233,674 | 250,017 | 245,420 | 310,226 | 273,274 | 273,916 | 293,654 | 295,949 | 299,249 |

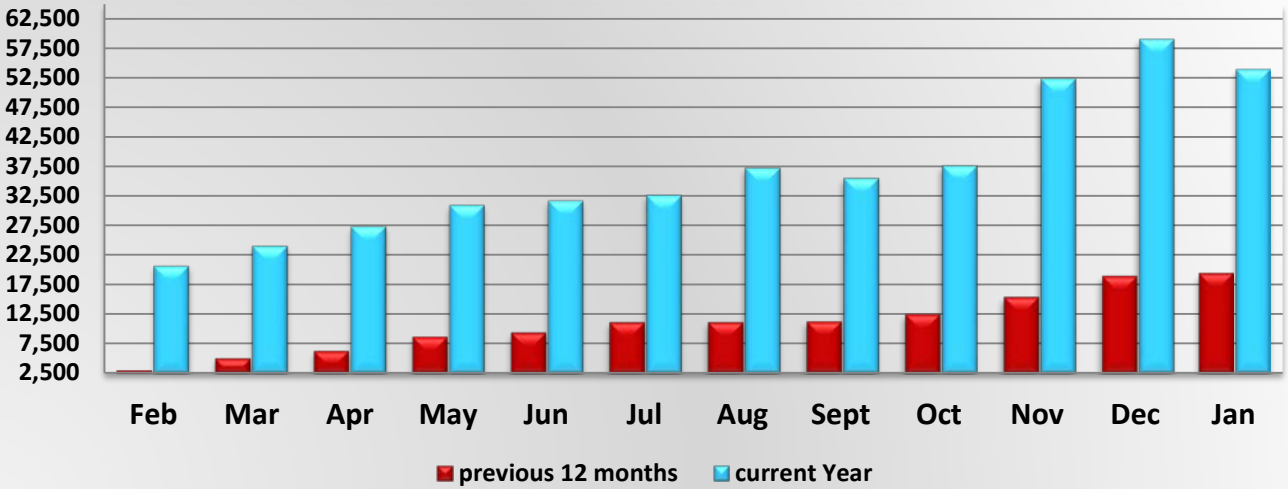
MCSAW Annual Number of Prepass Bypasses



MCSAW Annual Number of Prepass Pull-ins



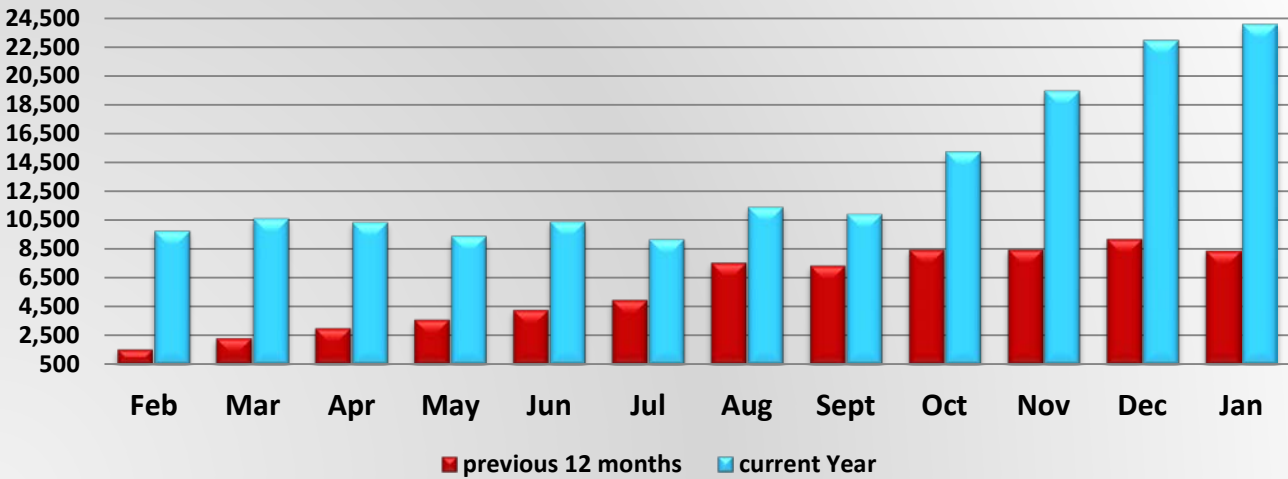
MCSAW Drivewyze Bypass Activity



MCSAW Drivewyze Bypass Activity

| | Feb | Mar | Apr | May | Jun | Jul | Aug | Sept | Oct | Nov | Dec | Jan |
|-----------------|--------|--------|--------|--------|--------|--------|--------|--------|--------|--------|--------|--------|
| Feb 15 - Jan 16 | 3,030 | 5,057 | 6,295 | 8,679 | 9,372 | 11,125 | 11,137 | 11,239 | 12,470 | 15,378 | 18,906 | 19,402 |
| Feb 16 - Jan 17 | 20,721 | 24,109 | 27,375 | 30,952 | 31,717 | 32,633 | 37,249 | 35,552 | 37,642 | 52,276 | 58,931 | 53,847 |

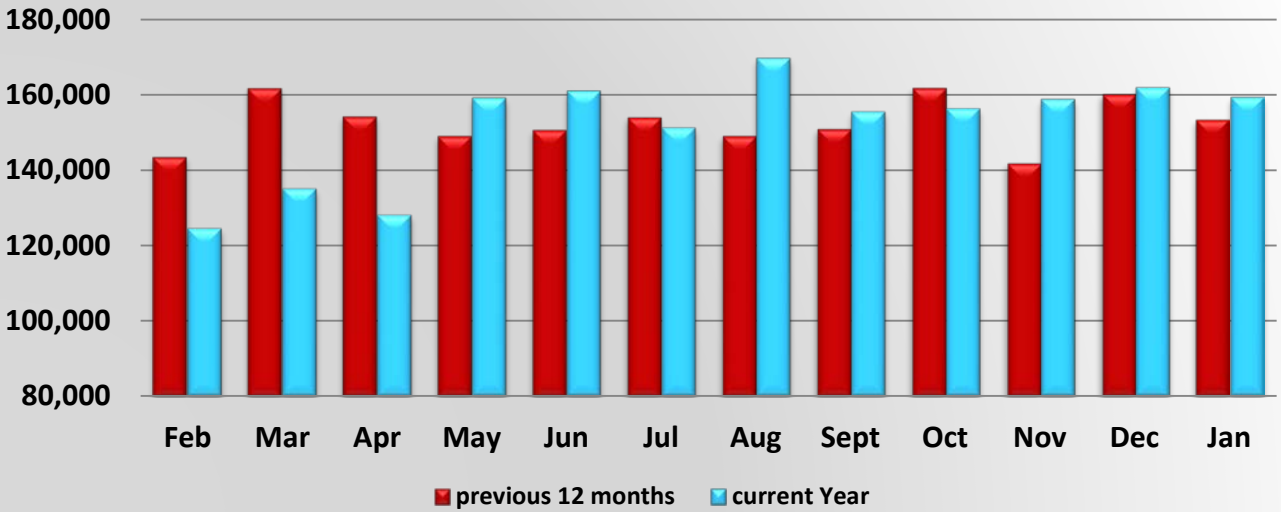
MCSAW Drivewyze Pull-in Activity



MCSAW PrePass Pull-in Activity

| | Feb | Mar | Apr | May | Jun | Jul | Aug | Sept | Oct | Nov | Dec | Jan |
|-----------------|-------|--------|--------|-------|--------|-------|--------|--------|--------|--------|--------|--------|
| Feb 15 - Jan 16 | 1,547 | 2,322 | 3,001 | 3,615 | 4,267 | 4,967 | 7,534 | 7,343 | 8,446 | 8,453 | 9,196 | 8,363 |
| Feb 16 - Jan 17 | 9,770 | 10,637 | 10,358 | 9,408 | 10,401 | 9,196 | 11,421 | 10,954 | 15,222 | 19,455 | 22,957 | 24,073 |

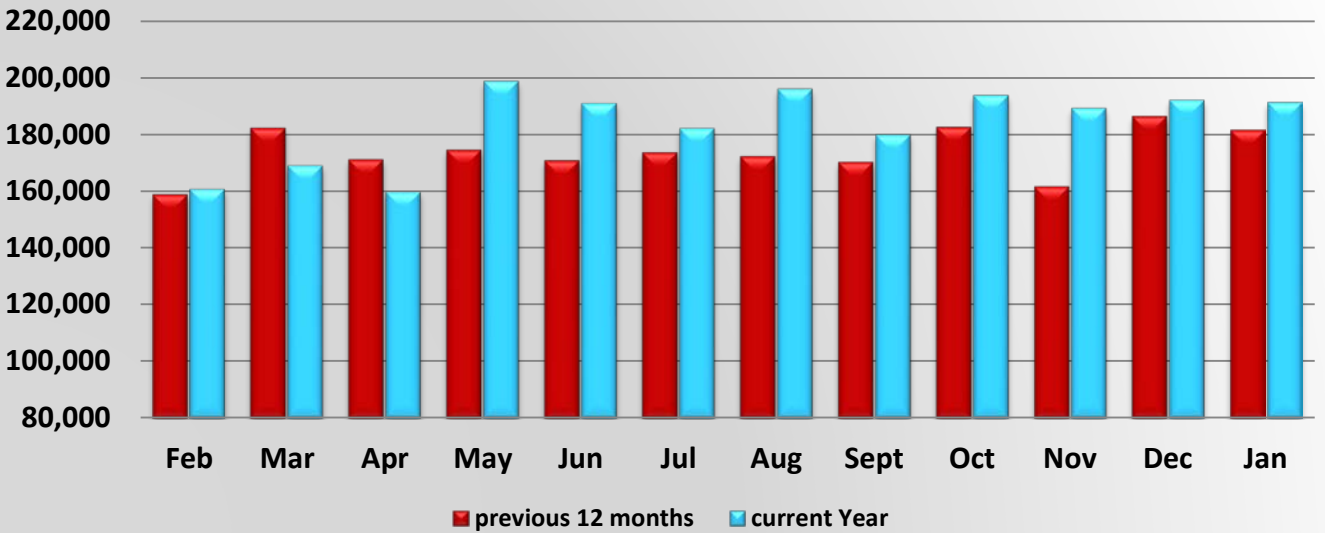
AgPass Bypass Activity at DACS Agricultural Interdiction Stations



DACS Agpass Bypass Activity

| | Feb | Mar | Apr | May | Jun | Jul | Aug | Sept | Oct | Nov | Dec | Jan |
|-----------------|---------|---------|---------|---------|---------|---------|---------|---------|---------|---------|---------|---------|
| Feb 15 - Jan 16 | 143,651 | 161,788 | 154,366 | 149,155 | 150,785 | 154,093 | 149,139 | 151,031 | 161,944 | 141,902 | 160,235 | 153,450 |
| Feb 16 - Jan 17 | 124,598 | 135,104 | 128,123 | 159,198 | 161,024 | 151,308 | 169,694 | 155,517 | 156,399 | 158,874 | 161,948 | 159,334 |

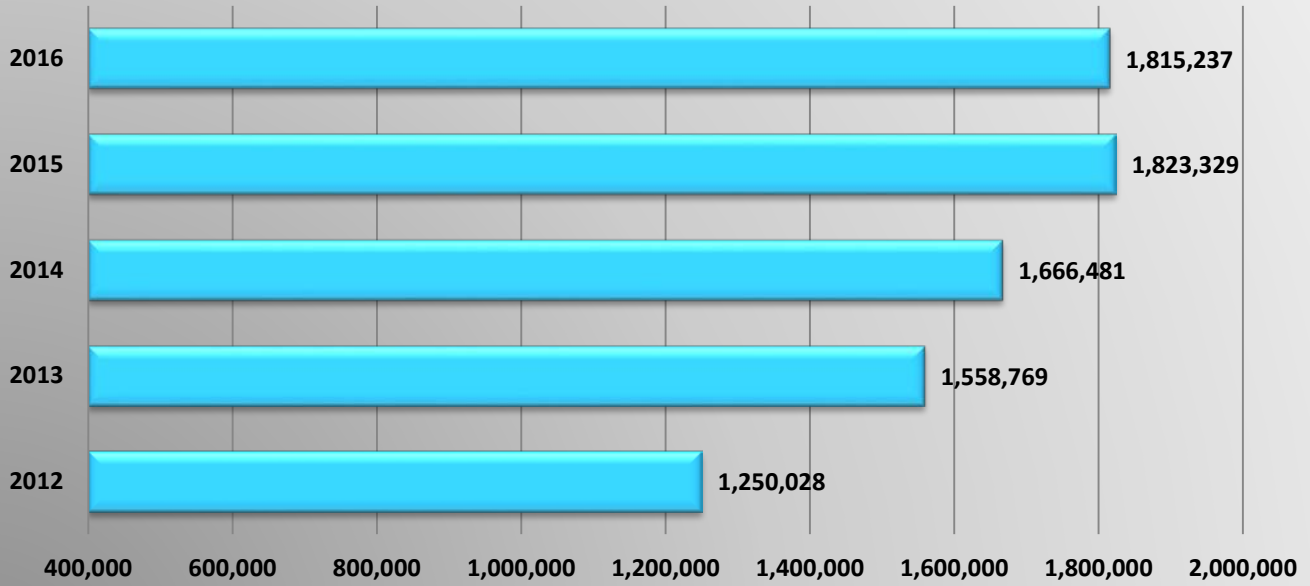
AgPass Pullin Activity at DACS Agricultural Interdiction Stations



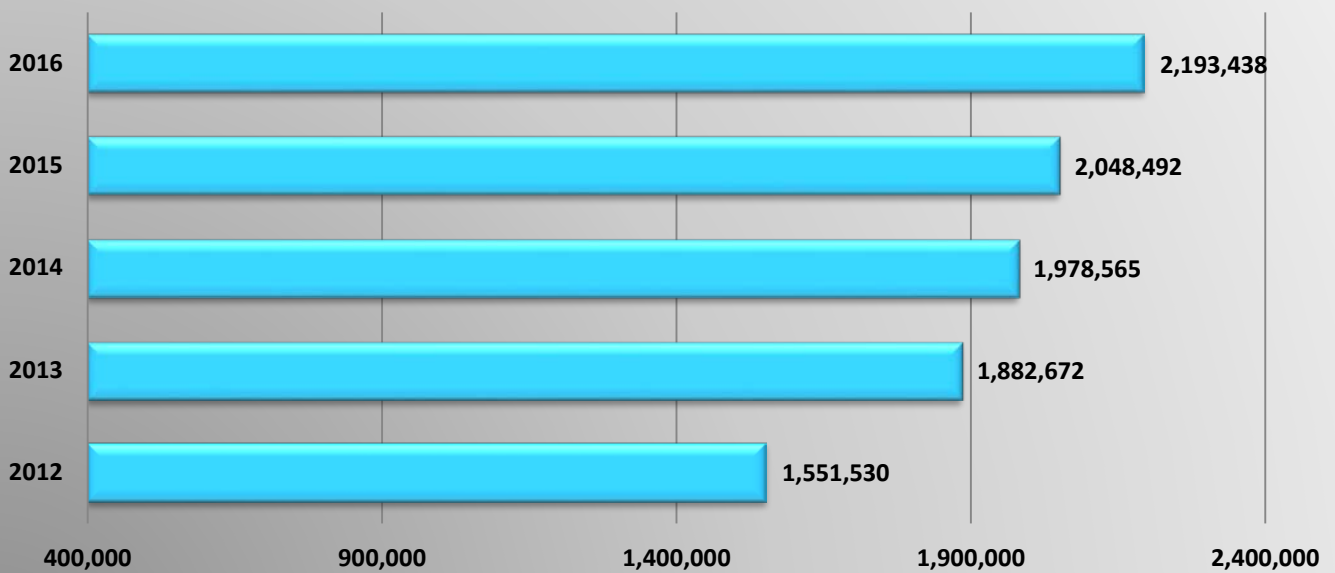
DACS Agpass Pull-in Activity

| | Feb | Mar | Apr | May | Jun | Jul | Aug | Sept | Oct | Nov | Dec | Jan |
|-----------------|---------|---------|---------|---------|---------|---------|---------|---------|---------|---------|---------|---------|
| Feb 15 - Jan 16 | 158,828 | 182,220 | 171,173 | 174,525 | 170,811 | 173,642 | 172,294 | 170,218 | 182,607 | 161,679 | 186,355 | 181,477 |
| Feb 16 - Jan 17 | 160,753 | 169,033 | 159,665 | 198,675 | 190,869 | 182,082 | 196,008 | 179,801 | 193,740 | 189,254 | 192,081 | 191,214 |

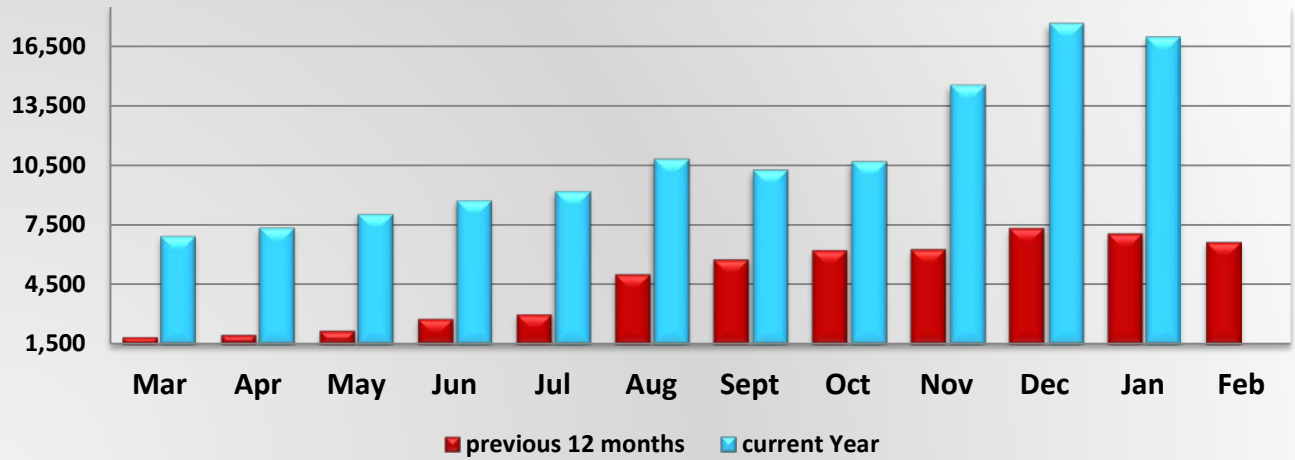
Annual Number of DACS Bypasses



Annual Number of DACS Pullins

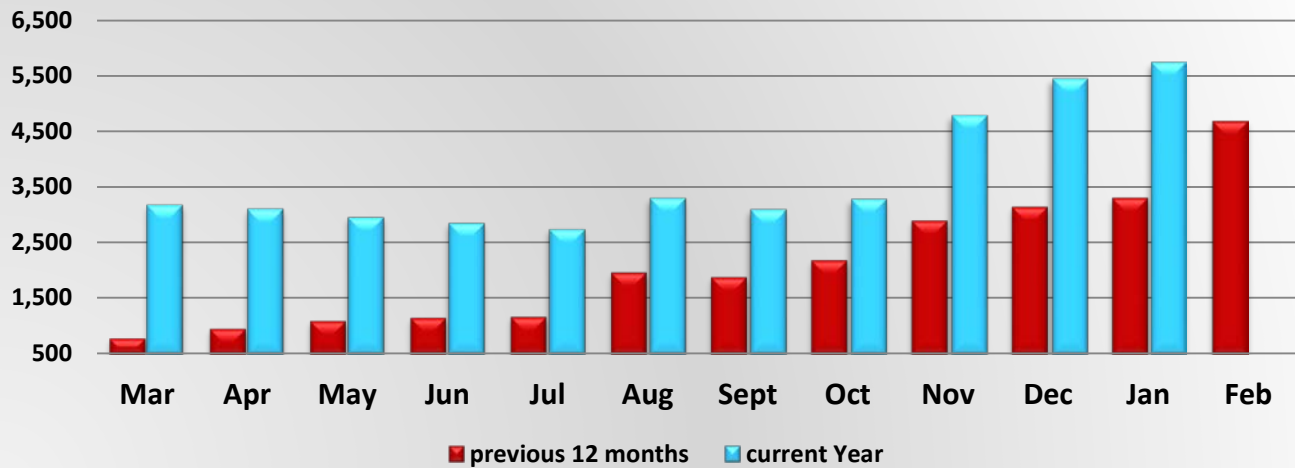


DACS Driveway Bypass Activity



| DACS Driveway Bypass Activity | | | | | | | | | | | | |
|-------------------------------|-------|-------|-------|-------|-------|--------|--------|--------|--------|--------|--------|-------|
| | Mar | Apr | May | Jun | Jul | Aug | Sept | Oct | Nov | Dec | Jan | Feb |
| Mar 15 - Feb 16 | 1,872 | 1,992 | 2,200 | 2,788 | 3,017 | 5,008 | 5,754 | 6,227 | 6,269 | 7,336 | 7,062 | 6,621 |
| Mar 16 - Feb 17 | 6,985 | 7,392 | 8,075 | 8,767 | 9,231 | 10,822 | 10,273 | 10,696 | 14,530 | 17,639 | 16,955 | |

DACS Driveway Pull-in Activity



| DACS Driveway Pull-in Activity | | | | | | | | | | | | |
|--------------------------------|-------|-------|-------|-------|-------|-------|-------|-------|-------|-------|-------|-------|
| | Mar | Apr | May | Jun | Jul | Aug | Sept | Oct | Nov | Dec | Jan | Feb |
| Mar 15 - Feb 16 | 787 | 960 | 1,096 | 1,153 | 1,174 | 1,967 | 1,881 | 2,189 | 2,899 | 3,145 | 3,309 | 4,684 |
| Mar 16 - Feb 17 | 3,179 | 3,114 | 2,965 | 2,865 | 2,752 | 3,301 | 3,102 | 3,287 | 4,784 | 5,441 | 5,736 | |