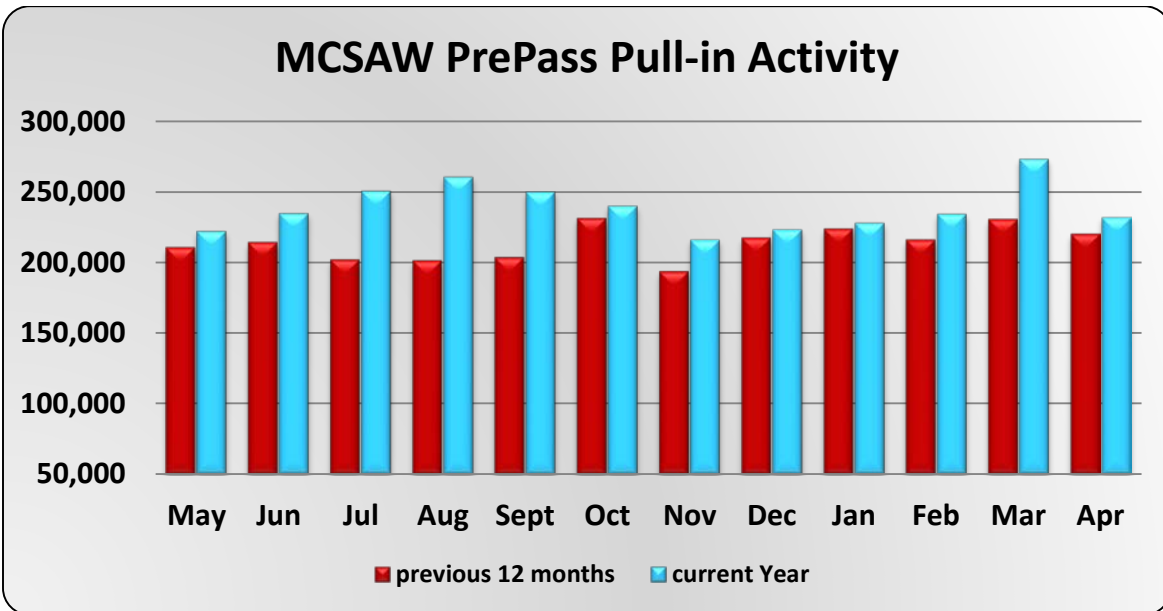
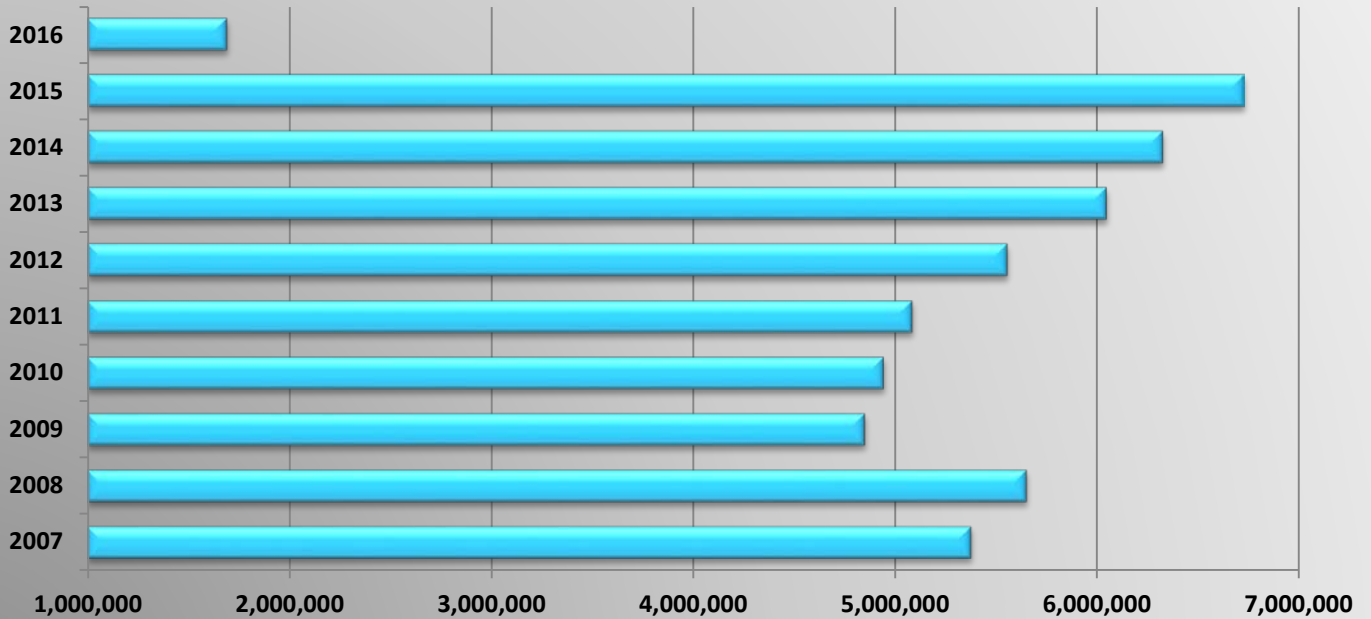


MCSAW PrePass Bypass Activity												
	May	Jun	Jul	Aug	Sept	Oct	Nov	Dec	Jan	Feb	Mar	Apr
May 14 - Apr 15	497,348	490,001	502,427	525,523	533,860	585,722	497,185	549,513	549,277	535,180	614,927	614,101
May 15 - Apr 16	583,034	582,664	551,822	562,631	520,385	558,458	503,725	554,896	539,473	556,983	585,466	550,519

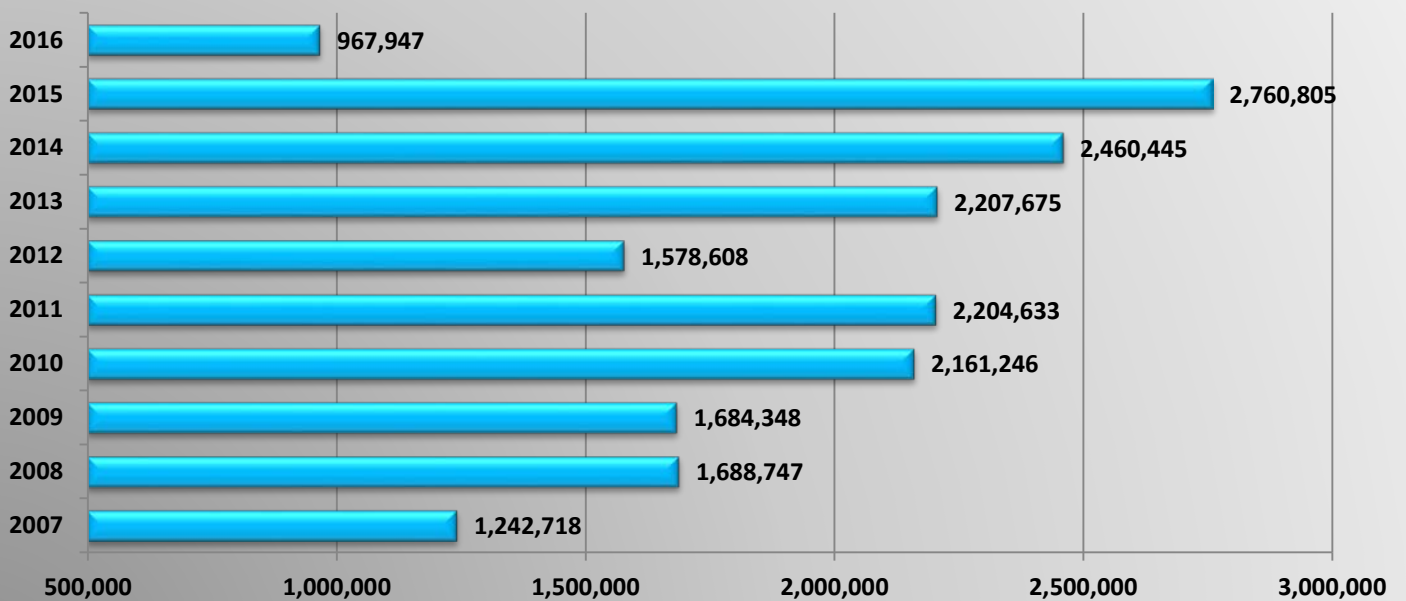


MCSAW PrePass Pull-in Activity												
	May	Jun	Jul	Aug	Sept	Oct	Nov	Dec	Jan	Feb	Mar	Apr
May 14 - Apr 15	210,570	214,365	201,979	201,437	203,534	231,355	193,648	217,535	223,711	216,193	230,503	220,268
May 15 - Apr 16	222,135	235,009	250,764	260,772	250,196	240,071	216,057	223,356	228,085	234,511	273,458	231,893

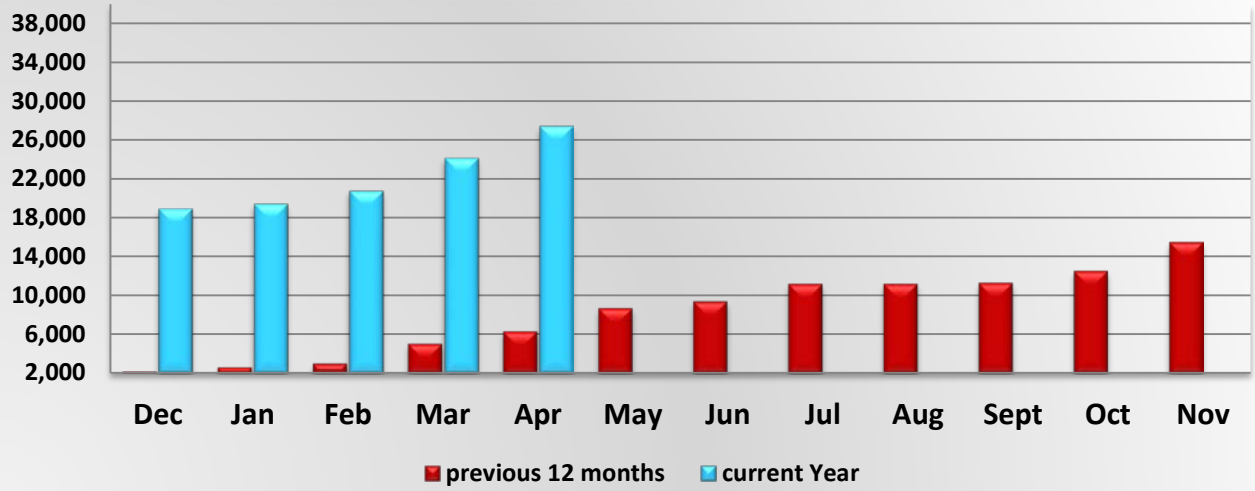
## MCSAW Annual Number of Prepass Bypasses



## MCSAW Annual Number of Prepass Pull-ins



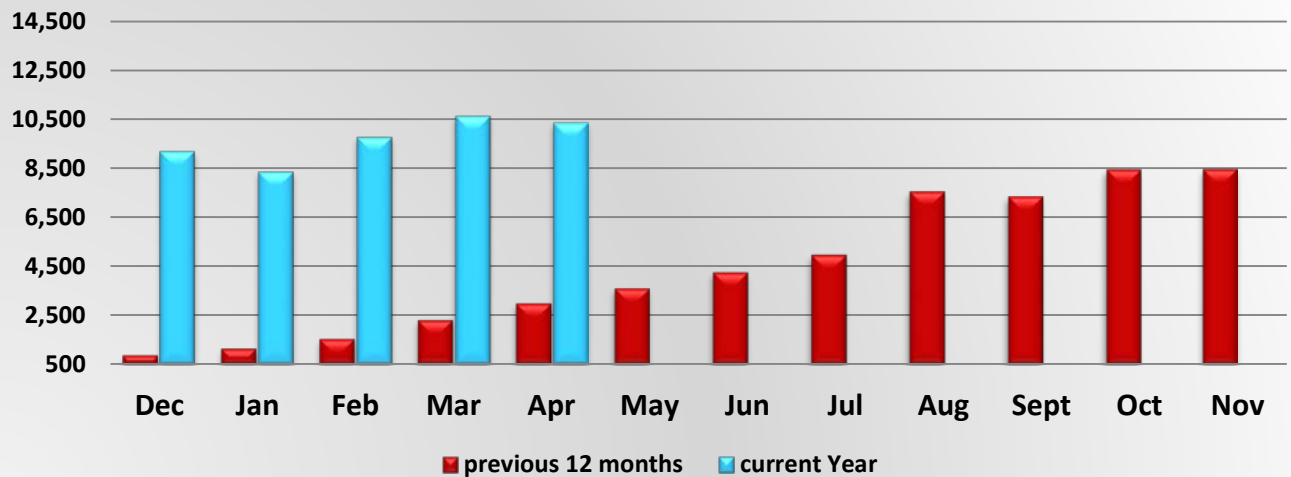
## MCSAW Driveway Bypass Activity



**MCSAW Driveway Bypass Activity**

	Dec	Jan	Feb	Mar	Apr	May	Jun	Jul	Aug	Sept	Oct	Nov
Dec 14 - Nov 15	2,196	2,637	3,030	5,057	6,295	8,679	9,372	11,125	11,137	11,239	12,470	15,378
Dec 15 - Nov 16	18,906	19,402	20,721	24,109	27,375							

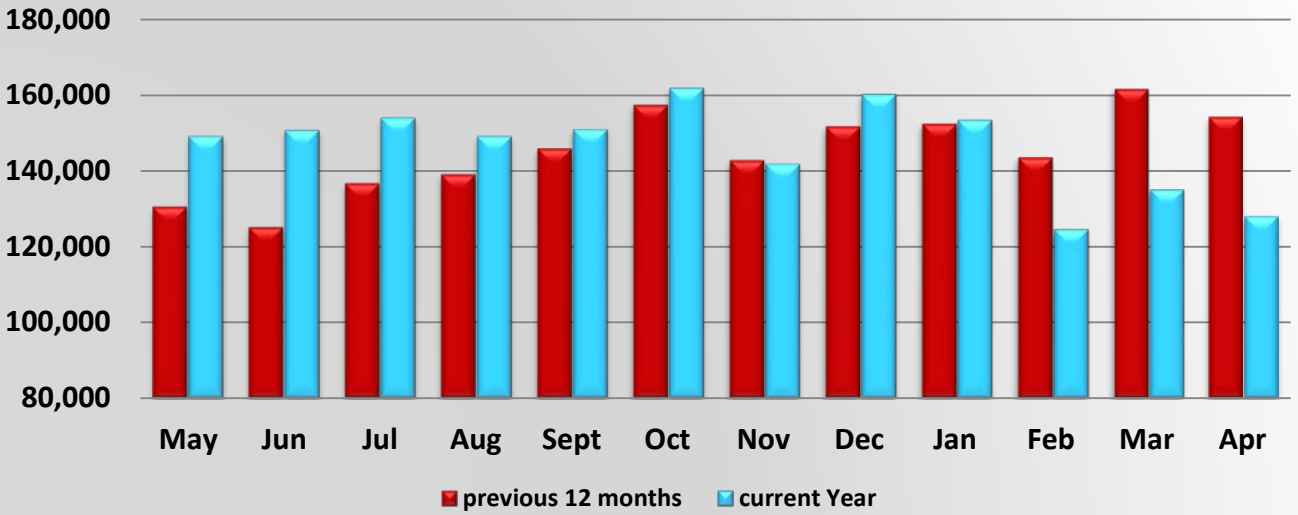
## MCSAW Driveway Pull-in Activity



**MCSAW PrePass Pull-in Activity**

	Dec	Jan	Feb	Mar	Apr	May	Jun	Jul	Aug	Sept	Oct	Nov
Dec 14 - Nov 15	878	1,151	1,547	2,322	3,001	3,615	4,267	4,967	7,534	7,343	8,446	8,453
Dec 15 - Nov 16	9,196	8,363	9,770	10,637	10,358							

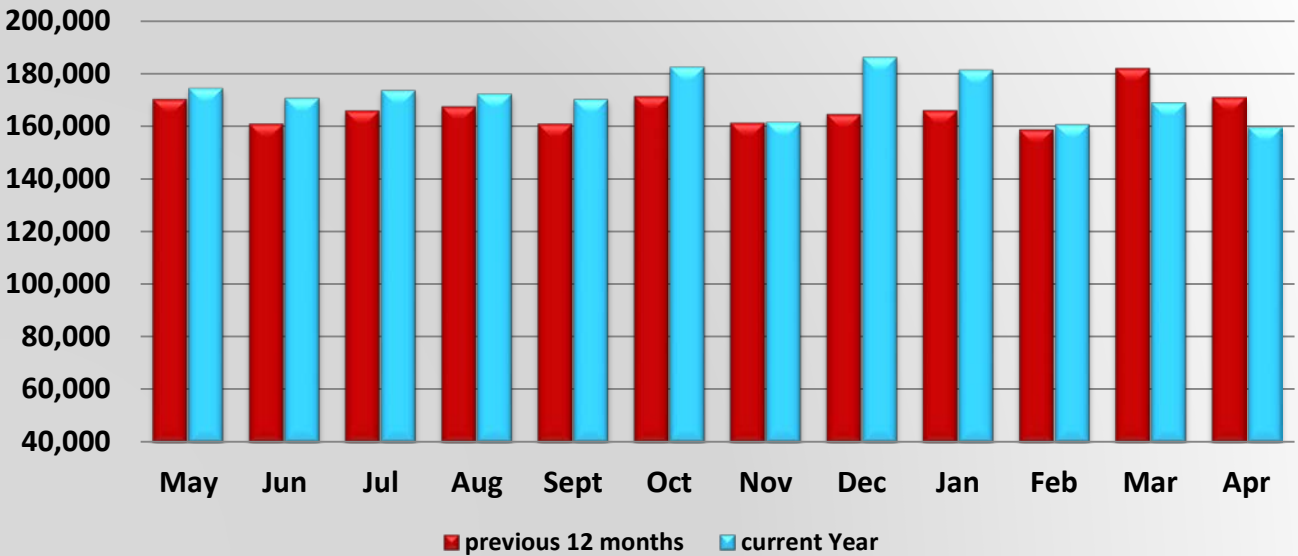
**AgPass Bypass Activity at DACS Agricultural Interdiction Stations**



**DACS Agpass Bypass Activity**

	May	Jun	Jul	Aug	Sept	Oct	Nov	Dec	Jan	Feb	Mar	Apr
May 14 - Apr 15	130,665	125,233	136,825	139,176	146,029	157,541	142,914	151,890	152,573	143,651	161,788	154,366
May 15 - Apr 16	149,155	150,785	154,093	149,139	151,031	161,944	141,902	160,235	153,450	124,598	135,104	128,123

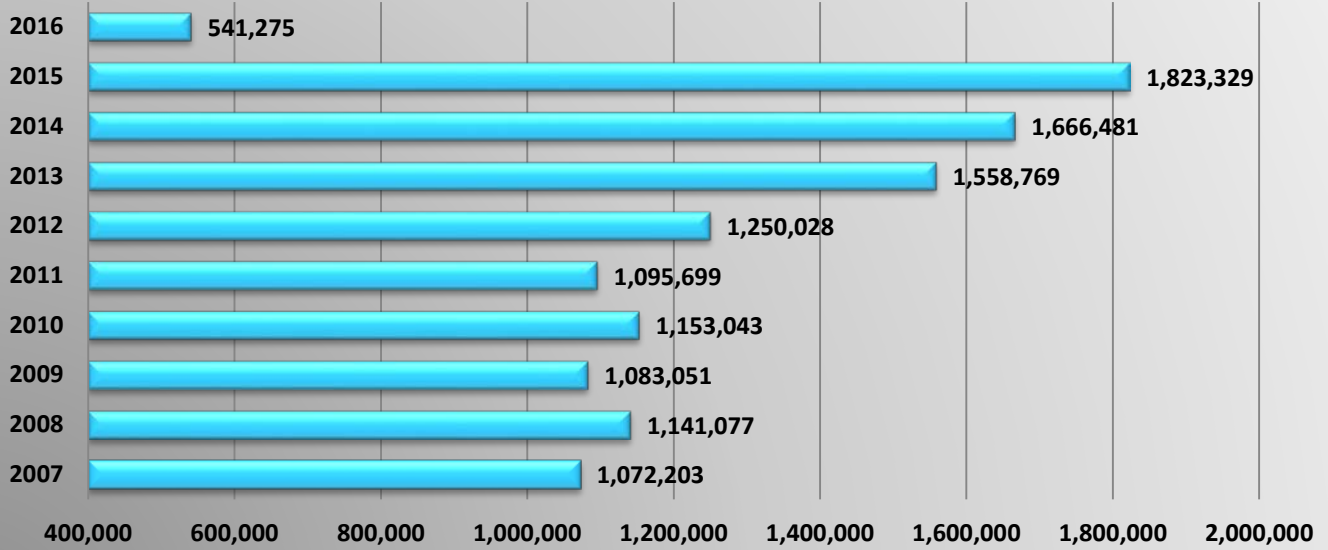
**AgPass Pullin Activity at DACS Agricultural Interdiction Stations**



**DACS Agpass Pull-in Activity**

	May	Jun	Jul	Aug	Sept	Oct	Nov	Dec	Jan	Feb	Mar	Apr
May 14 - Apr 15	170,359	161,061	165,947	167,632	160,993	171,537	161,332	164,698	166,144	158,828	182,220	171,173
May 15 - Apr 16	174,525	170,811	173,642	172,294	170,218	182,607	161,679	186,355	181,477	160,753	169,033	159,665

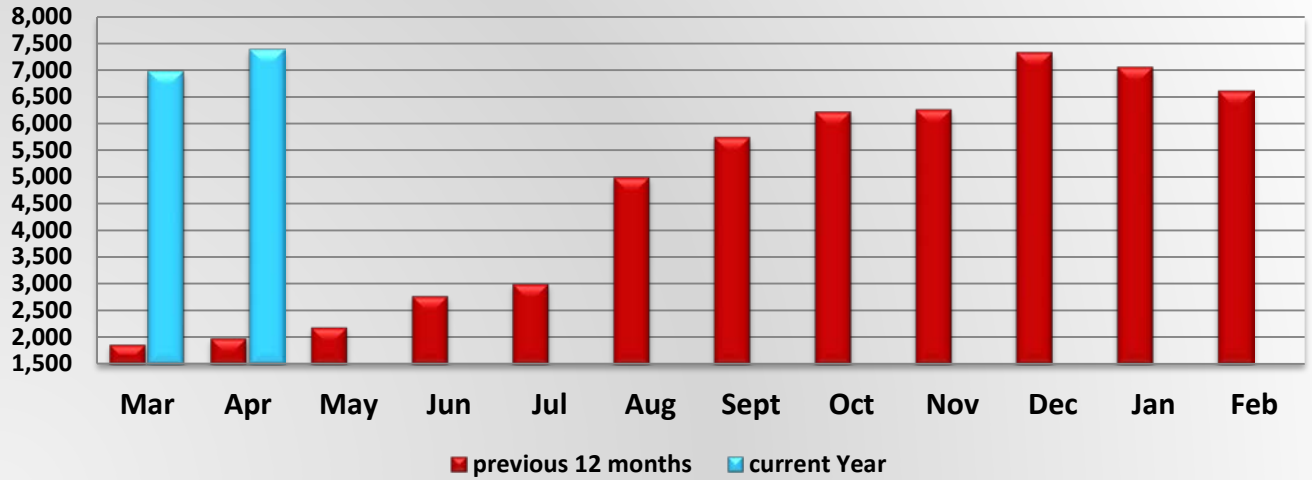
## Annual Number of DACS Bypasses



## Annual Number of DACS Pullins



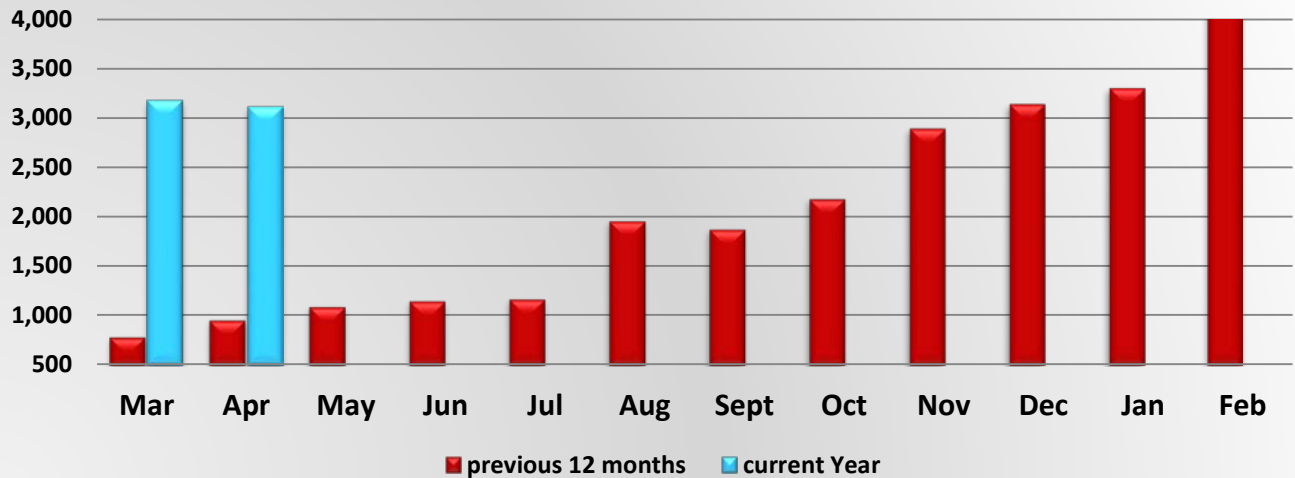
### DACS Drivewyze Bypass Activity



DACS Drivewyze Bypass Activity

	Mar	Apr	May	Jun	Jul	Aug	Sept	Oct	Nov	Dec	Jan	Feb
Mar 15 - Feb 16	1,872	1,992	2,200	2,788	3,017	5,008	5,754	6,227	6,269	7,336	7,062	6,621
Mar 16 - Feb 17	6,985	7,392										

### DACS Drivewyze Pull-in Activity



DACS Drivewyze Pull-in Activity

	Mar	Apr	May	Jun	Jul	Aug	Sept	Oct	Nov	Dec	Jan	Feb
Mar 15 - Feb 16	787	960	1,096	1,153	1,174	1,967	1,881	2,189	2,899	3,145	3,309	4,684
Mar 16 - Feb 17	3,179	3,114										

## Permit Application Stats

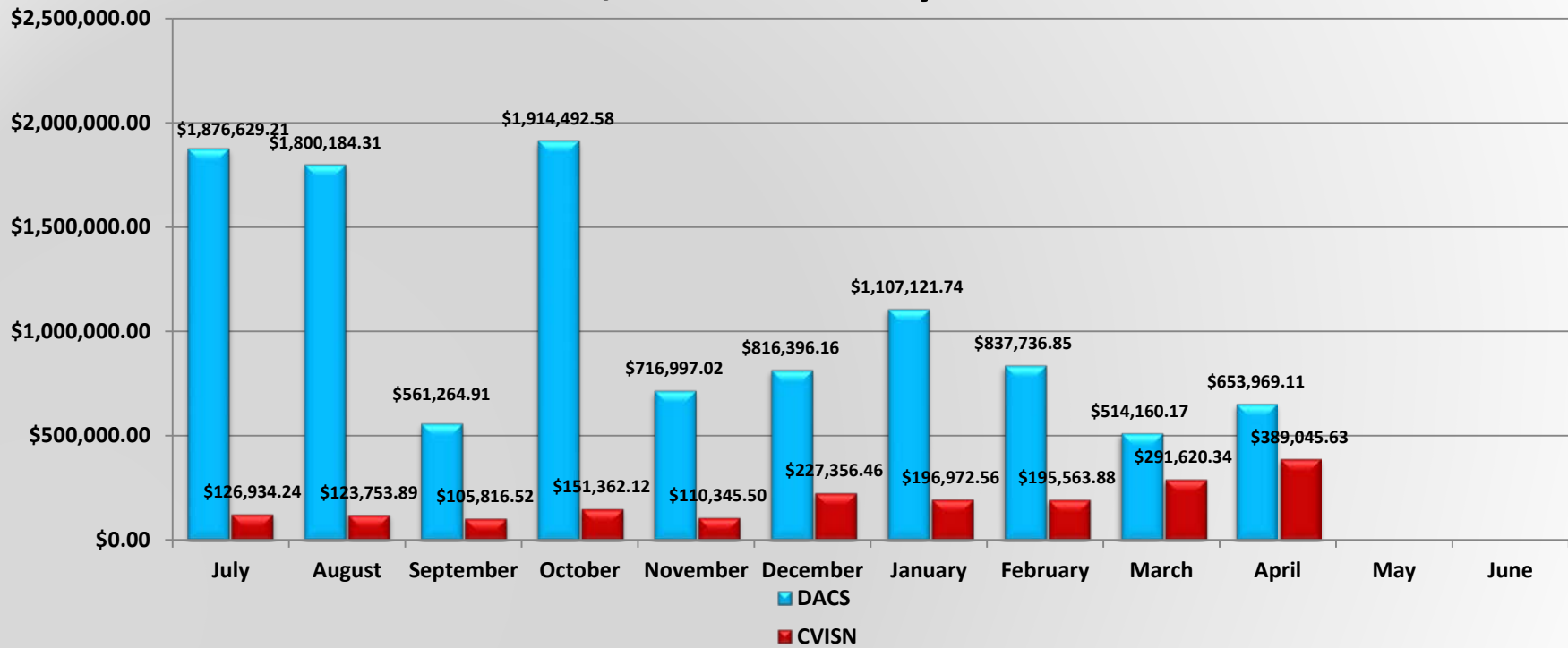
### February 2016 – April 2016

- Total # of registered ISA users = 10,481
- Total # of account profiles = 3,214
- Total # of applications submitted by Industry = 18,912
- Total # of applications processed by the Permit Office = 5,853
- Total # of permits issued using PAS = 264,812

### November 2015 – January 2016

- Total # of registered ISA users = 8,761
- Total # of account profiles = 2,705
- Total # of applications submitted by Industry = 16,274
- Total # of applications processed by the Permit Office = 6,145
- Total # of permits issued using PAS = 208,182

## DACS/CVISN Recovery 2015-2016



## DACS/CVISN Recovery Fiscal Year Comparison

