



MINUTES

Participants:

Mike Akridge	<i>FDOT</i>	Lynn McElroy	<i>DOR</i>
Ernie Brown	<i>MCCO</i>	Veronica Martin	<i>FDOT Permits</i>
Jerry Bryan	<i>DACS</i>	Renee Morrison	<i>E-Squared Engineering</i>
Richard Easley	<i>E-Squared Engineering</i>	Clem Novenario	<i>DHSMV</i>
Sharon Easley	<i>E-Squared Engineering</i>	Patrick Odem	<i>FDOT</i>
Carol Gergely-Retey	<i>FDOT</i>	Mary Lou Rajchel	<i>FTA</i>
Jim Gregg	<i>FMCSA</i>	Tim Rutherford	<i>DACS</i>
Paul Grimes	<i>FDOT</i>	Terrence Samuel	<i>DHSMV</i>
Jessica Hancock	<i>MCCO</i>	Hugh Stephens	<i>DOR</i>
David Helton	<i>DHSMV</i>	Tom Trunda	<i>FDOT</i>
Judy Johnson	<i>DHSMV</i>	Dianna White	<i>Landstar</i>
Drew Lahaie	<i>FedEx International</i>	Mark Wilson	<i>FDOT</i>

Mike Akridge opened the meeting and asked each participant to introduce them self to the group.

PROJECT UPDATES

Automated Permitting System Utilization & APASS System Upgrades

Ronnie (Veronica) Martin reported electronic permits were over 39% for January 2009. February month to date is at 82%. Ronnie double-checked the numbers just to be sure. She was thinking this was possibly due to Daytona, or maybe Bike Week.

Month	Total Permits Issued	Permits issued via Internet	% Electronic
01-2009	8,016	3,150	39%
02-2009 month to date	2,486	2,035	82%

Pre-Clearance at MCCO Weigh Stations

See attached PrePass report for bypass activity for January 2009. There was an increase in the number of pull-ins; overall 44.2% bypassed.

Pre-Clearance at Ag. Sites

Tim Rutherford provided the following information regarding the AgPass program.

The following reflect the number of Pre-Pass applications received since inception of the program (June 2002) through February month to date (through February 25, 2009):

- 2,160 applications approved
- 940 applications denied
- 51 applications previously processed (25 approved and 26 denied)
- 30 applicants requested their applications be discarded

4 applications returned for signatures
 64 applications discarded (unable to contact after repeated attempts)
 12 applications discarded (failed to respond to request for information)
 20 applications continue to be worked (unable to contact will continue to try)
54 applications on desk to be worked
 3,335 Total Applications Received Since Inception of Program (June 2002)

In January 90,602 trucks bypassed the Ag sites.

BOL Program

Lynn McElroy reported that compared to last year, collections are down about \$900,000; possibly due to the economy. They have lost a couple of positions and hope to get one back.

		DACS	CVISN
December	2008	\$211,000	\$ 83,000
January	2009	\$643,000	\$109,000

Lynn reported that the new system is up and they are getting suggestions from users on how to make the system even better and more efficient. Their system is programmable enough to allow DOR to electively identify what companies to review. The system can be programmed to eliminate review of all records from a particular company (in cases where their cargo is not tax related). The system can be programmed to block review of the companies one-time or permanently.

Mike Akridge stressed the importance of these tax collections. The state needs the BOL to be sure the state gets taxes on articles purchased outside of Florida. If thousands of dollars of equipment is purchased in another state, Florida needs to collect the tax on this. This levels the playing field for those living and working in Florida. The person purchasing the item is paying the tax, not the truck driver or trucking company.

Electronic Credentialing (IFTA¹, IRP²) System Usage Stats/SAFER uploads

Judy Johnson reported on the Electronic Credentialing system activity. IFTA: In January 2009, 68 IFTA Decals were processed electronically and 174 IFTA Tax returns were processed electronically. IRP: There were 34 IRP Supplements and 78 IRP Registrations processed on line in January 2009. There were 23 IRP registrations paid for through the CVISN system in January. Complete details on all transactions for calendar year 2008 and January 2009 are contained in the appendices.

CVIEW Equivalent

Tom Trunda reported that February 6, 2009 the letter came from FMCSA stating Florida is now CVIEW Certified. Tom also reported that SmartCop can pull out CVIEW transactions Queries. Tom will share this with the group when he gets it.

FloridaTruckingInfo.com and Help Desk Website

See appendices for Help Desk utilization stats. Sharon Easley reported phone use was up a little, but there were more hang-ups in January than in December.

Sharon reported currently it is cost prohibitive to add more licenses to the software system in order to run the Website reports, we need a cost effective alternative, and there is no one to work on an alternative. Mike Akridge stated we just have to assume for now that people are using it, but there is no way to prove it is being

¹ International Fuel Tax Agreement
² International Registration Plan

used. It was mentioned to maybe get feedback from users to get an idea of how many people are using it, maybe a quick survey (using something similar to Survey Monkey), keeping it short at just 2 to 3 questions.

Trucking Industry Update

Mary Lou Rajchel stated the Florida Trucking Association has launched a new website with an extensive set of links to Florida agencies for truckers. If additional agencies are needed, let her know.

Trucker Day at the Capitol will be on March 19. The ATA big truck will be there, with tech pieces inside. It will feature educational and workforce partnerships. The simulator will be there. She asked if the CVISN table would be there again with demonstrations of the Electronic Credentialing and APASS systems. Possibly it could be coordinated with the FTA table, with a laptop for a demo. Mary Lou thinks it will be more successful this year because it is earlier in the legislative session.

The VACIS will also be at Trucker Day. It was suggested possibly getting a demonstration of the VWS sites in Florida, possibly Dr. Oloufa could set up something showing JaxPort online.

Mary Lou welcomes all ideas for information on trucking.

Dianna White stated that Landstar is still strong at the moment; hoping the economy has bottomed out.

Dianna asked for help with an issue they are having. A trailer owned by Landstar was stolen in Florida, and taken to a company who decided to "own" it. This company went to the local DMV, applied for a title in their name and is now trying to sell this trailer. Dianna asked if anyone could help her with this title issue. David Helton asked Dianna to send the information to him and he would look into it. Mike Akridge thinks the local police should be involved in this matter, put a cease and desist on the sale due to title issues.

It was asked if the stolen trailer was reported to the Electronic Freight Theft Management System; Dianna did not think it was. Mike Akridge encouraged her to be sure Landstar was signed up for it so they could stop this earlier next time.

OTHER ITEMS

A letter from FMCSA was presented to Mike Akridge stating Florida has been certified as CVISN Core Compliant.

Mary Lou Rajchel stated there is a new video on sharing the road safely with trucks, thanks to funding from the Feds and MCCO. She is trying to get the video into all high schools.

STATUS UPDATE FOR MIKE AKRIDGE REPLACEMENT

The job closed 2/25/09, Mike Akridge and Mark Wilson will look at the applications together; several people applied.

FAREWELL REMARKS

Mike Akridge stated his big retirement was from the military. Today he feels loneliness. The CVISN group is a family to him and he loves all of you. He will be back! It was hard to get this team going, getting signatures on MOUs, and for all to see the good for the trucking industry and the state is rewarding. We have accomplished a lot, the letter from FMCSA stating Florida is now Core CVISN Compliant means a lot to Mike. Mike stated it was a pleasure to work with all of the members of the team, all are professionals. Call him if you want to play golf. Keep up the good work for the state and the trucking industry. All of us will have to do more with less in the near future.

MIKE'S RETIREMENT PARTY

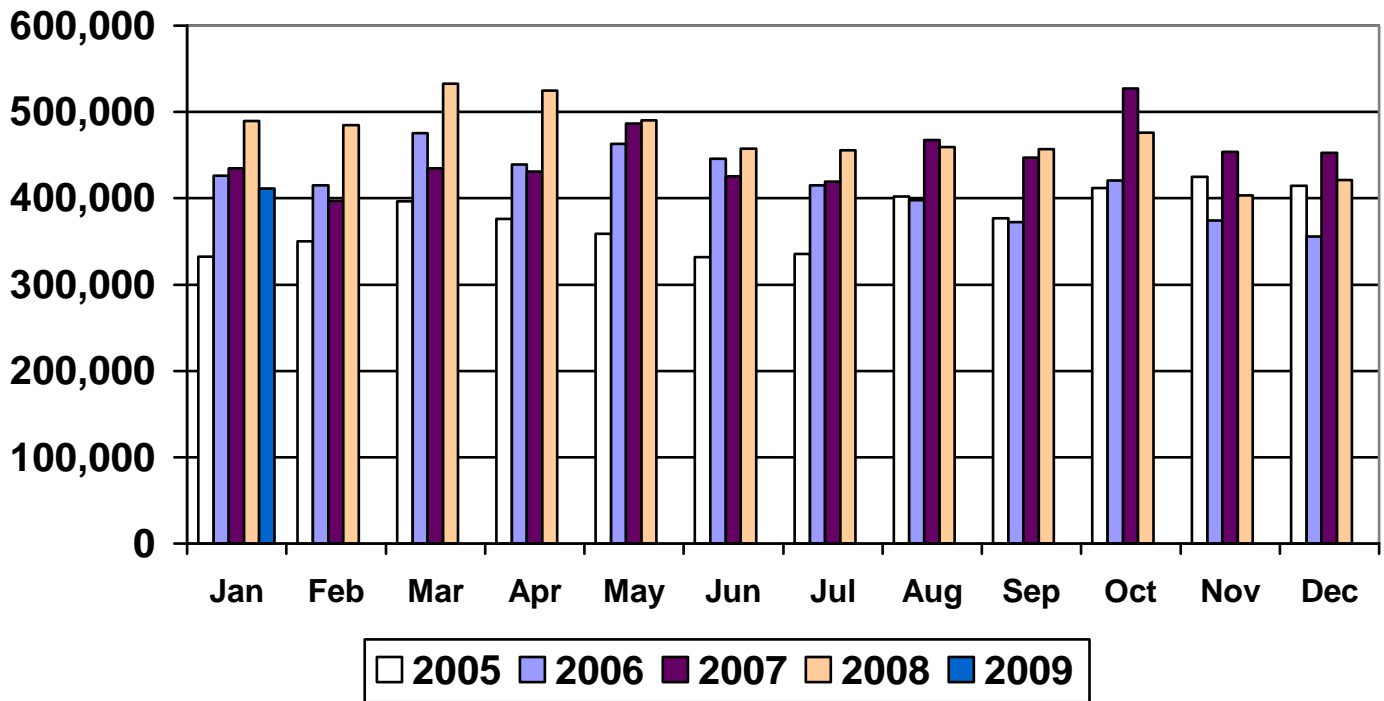
Today, 2/26/2009, 2-4:30 Burns Building Cafeteria

Tomorrow, 2/27/2009, On the Border. Be there around 5 to 5:30 to lock up the space, and can stay as long as you like.

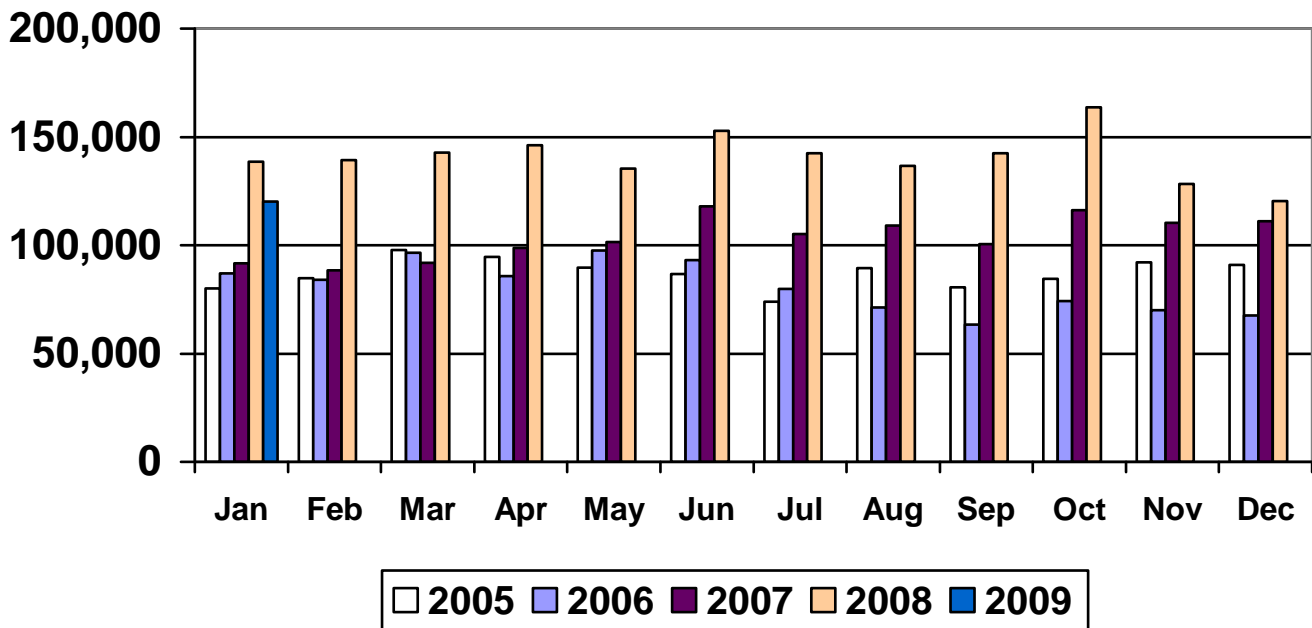
CVISN MEETING

The next CVISN meeting was not scheduled, pending hiring a replacement for Mike Akridge.

MCCO PrePass Bypass Activity



MCCO PrePass Pull-in Activity



MCCO Notes:

Plant City WB closed 7/2008 – 1/2009
 Pensacola EB closed 8/2005 – 12/2007
 Flagler NB closed 10/2005, 3/2007-7/2007
 Wildwood SB closed 8/2006-3/2007

MCCO 2009

Bypasses = 411,421
 Pullins = 120,236

Motor Carrier Compliance Office (MCCO)

Time Period	Jan-09	Feb-09	Mar-09	Apr-09	May-09	Jun-09	Jul-09	Aug-09	Sep-09	Oct-09	Nov-09	Dec-09
# sites	17											
Bypasses	411,421											
Pullins	120,236											

Time Period	Jan-08	Feb-08	Mar-08	Apr-08	May-08	Jun-08	Jul-08	Aug-08	Sep-08	Oct-08	Nov-08	Dec-08
# sites	18	18	18	18	18	18	17	17	17	17	17	17
Bypasses	489,394	484,542	532,791	525,044	490,390	457,809	455,435	459,515	456,681	475,878	403,221	421,239
Pullins	138,519	139,299	142,793	146,229	135,479	152,715	142,529	136,499	142,438	163,563	128,318	120,366

Time Period	Jan-07	Feb-07	Mar-07	Apr-07	May-07	Jun-07	Jul-07	Aug-07	Sep-07	Oct-07	Nov-07	Dec-07
# sites	19	18	16	17	17	17	17	18	18	18	18	18
Bypasses	434,899	397,084	434,543	430,912	486,536	425,364	419,389	467,265	447,173	527,342	453,986	452,692
Pullins	91,735	88,375	92,004	98,699	101,536	117,960	105,135	109,083	100,566	116,166	110,385	111,074

Time Period	Jan-06	Feb-06	Mar-06	Apr-06	May-06	Jun-06	Jul-06	Aug-06	Sep-06	Oct-06	Nov-06	Dec-06
# sites	19	19	19	19	19	19	19	19	19	18	18	18
Bypasses	426,382	414,727	475,417	439,302	463,309	445,574	445,574	415,124	372,512	420,255	374,152	355,593
Pullins	87,010	83,970	96,555	85,847	97,546	93,079	93,079	79,886	63,291	74,284	69,918	67,525

Time Period	Jan-05	Feb-05	Mar-05	Apr-05	May-05	Jun-05	Jul-05	Aug-05	Sep-05	Oct-05	Nov-05	Dec-05
# sites	19	20	20	20	20	20	20	19	18	18	19	19
Bypasses	332,299	350,491	396,442	376,145	358,771	331,783	335,641	402,178	376,710	411,639	424,812	414,589
Pullins	80,174	84,656	97,783	94,485	89,578	86,697	73,950	89,538	80,572	84,484	92,035	91,013

Department of Agriculture

Time Period	Jan-09	Feb-09	Mar-09	Apr-09	May-09	Jun-09	Jul-09	Aug-09	Sep-09	Oct-09	Nov-09	Dec-09
# sites	6											
Bypasses	90,602											

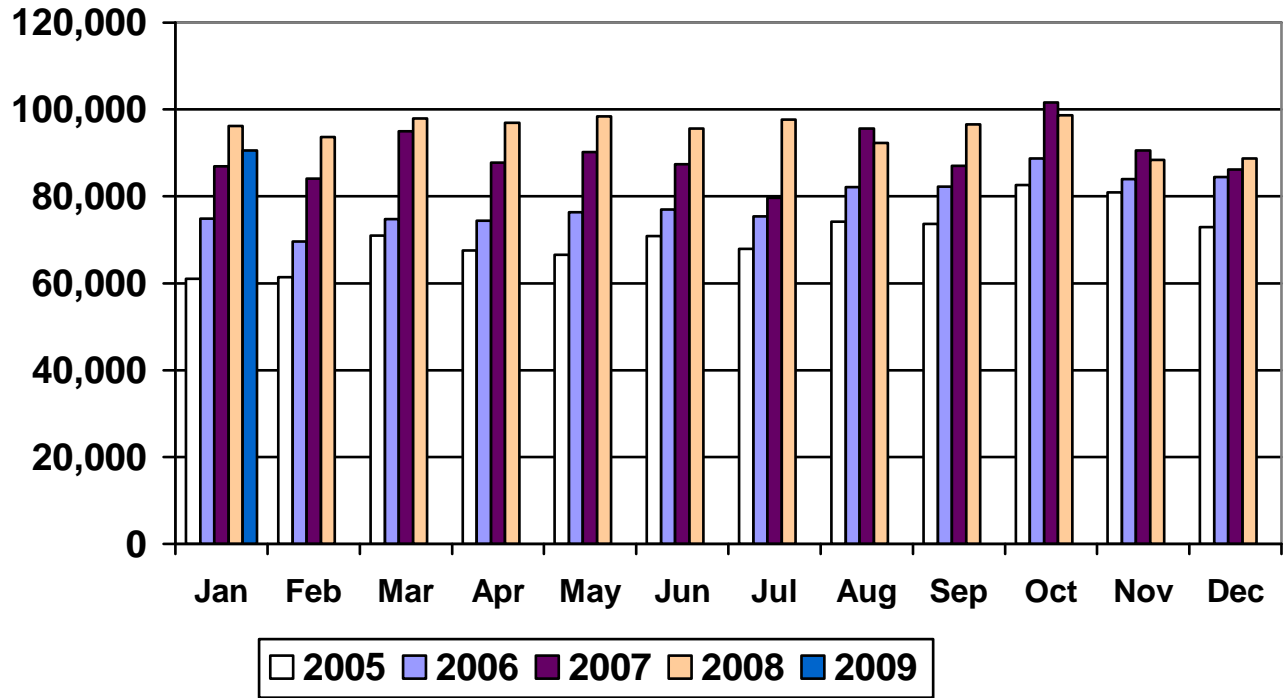
Time Period	Jan-08	Feb-08	Mar-08	Apr-08	May-08	Jun-08	Jul-08	Aug-08	Sep-08	Oct-08	Nov-08	Dec-08
# sites	6	6	6	6	6	6	6	6	6	6	6	6
Bypasses	96,240	93,649	97,911	96,915	98,420	95,559	97,641	92,288	96,633	98,665	88,397	88,759

Time Period	Jan-07	Feb-07	Mar-07	Apr-07	May-07	Jun-07	Jul-07	Aug-07	Sep-07	Oct-07	Nov-07	Dec-07
# sites	6	6	6	6	6	6	6	6	6	6	6	6
Bypasses	86,873	84,088	94,972	87,789	90,224	87,433	79,729	95,603	86,997	101,657	90,637	86,201

Time Period	Jan-06	Feb-06	Mar-06	Apr-06	May-06	Jun-06	Jul-06	Aug-06	Sep-06	Oct-06	Nov-06	Dec-06
# sites	6	6	6	6	6	6	6	6	6	6	6	6
Bypasses	74,937	69,626	74,815	74,398	76,329	76,923	75,335	82,147	82,201	88,785	83,967	84,511

Time Period	Jan-05	Feb-05	Mar-05	Apr-05	May-05	Jun-05	Jul-05	Aug-05	Sep-05	Oct-05	Nov-05	Dec-05
# sites	6	6	6	6	6	6	6	6	6	6	6	6
Bypasses	61,036	61,368	71,018	67,516	66,526	70,853	67,963	74,206	73,651	82,665	80,960	72,902

Dept. of Agriculture Bypass Activity

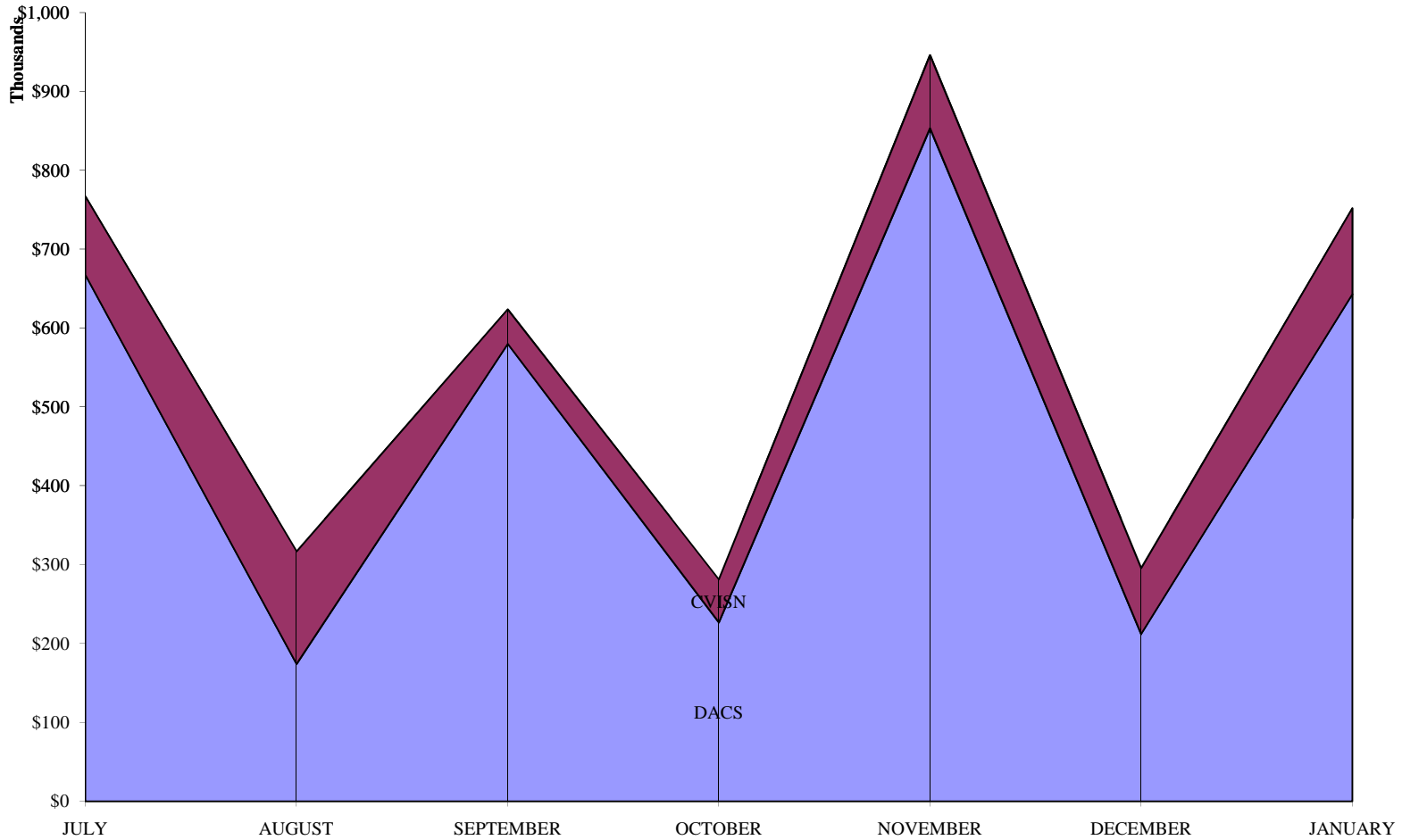


DACS YTD 2009
Bypasses = 90,602

	Yearly Total Bypasses						
	2003	2004	2005	2006	2007	2008	YTD 2009
MCCO	2,784,663	3,565,031	3,672,099	4,999,990	5,377,185	5,651,939	411,421
Agriculture	452,586	616,866	696,802	943,974	1,072,203	1,141,077	90,602
TOTAL	3,237,249	4,181,897	4,368,901	5,943,964	6,449,388	6,793,016	502,023

FISCAL YEAR 2008 -2009

	JULY	AUGUST	SEPTEMBER	OCTOBER	NOVEMBER	DECEMBER	JANUARY	TOTAL
DACS	\$667,108.47	\$174,024.68	\$579,953.05	\$226,600.07	\$853,380.15	\$211,834.79	\$642,628.35	\$3,355,529.56
CVISN	\$99,618.03	\$142,894.05	\$43,666.57	\$54,601.14	\$92,700.84	\$83,801.64	\$109,132.20	\$626,414.47
	\$766,726.50	\$316,918.73	\$623,619.62	\$281,201.21	\$946,080.99	\$295,636.43	\$751,760.55	\$3,981,944.03



Total Number of IFTA Decals from 01/01/2008 thru 1/31/2009				
		Legacy & CVISN	CVISN	CVISN %
	Jan-08	5701	49	0.859%
	Feb-08	3752	16	0.426%
	Mar-08	2470	29	1.174%
	Apr-08	1279	22	1.720%
	May-08	1184	3	0.253%
	Jun-08	1014	19	1.874%
	Jul-08	1095	4	0.365%
	Aug-08	3730	39	1.046%
	Sep-08	12034	99	0.823%
	Oct-08	7549	79	1.046%
	Nov-08	6470	84	1.298%
	Dec-08	8710	145	1.665%
	Jan-09	4875	68	1.395%
Total IFTA Decals		59863	656	1.096%
Total Number of IFTA Tax Returns entered from 01/01/2008 thru 1/31/2009				
		Legacy & CVISN	CVISN	CVISN %
	Jan-08	3163	139	4.395%
	Feb-08	6622	17	0.257%
	Mar-08	2015	24	1.191%
	Apr-08	3904	157	4.022%
	May-08	5400	15	0.278%
	Jun-08	1706	23	1.348%
	Jul-08	3731	157	4.208%
	Aug-08	4920	18	0.366%
	Sep-08	1543	16	1.037%
	Oct-08	4329	173	3.996%
	Nov-08	5223	10	0.191%
	Dec-08	1980	26	1.313%
	Jan-09	3325	174	5.233%
Total IFTA Tax Returns		44536	773	1.736%
Total Number of IFTA Tax Returns entered from 01/01/2008 thru 1/31/2009				
		Legacy & CVISN	CVISN	CVISN %
	Jan-08	20	18	90.000%
	Feb-08	1	n/a	0.000%
	Mar-08	1	1	100.000%
	Apr-08	21	20	95.238%
	May-08	1	1	100.000%
	Jun-08	3	3	100.000%
	Jul-08	19	19	100.000%
	Aug-08	0	n/a	0.000%
	Sep-08	2	2	100.000%
	Oct-08	10	9	90.000%
	Nov-08	1	n/a	0.000%
	Dec-08	0	n/a	0.000%
	Jan-09	7	7	100.000%
Total IFTA Tax Return Refunds		86	73	84.884%

Total Number of IRP Supplement paid thru the web from 01/01/2008 thru 1/31/2009				
		Legacy & CVISN	CVISN	CVISN %
	Jan-08	1857	0	0.000%
	Feb-08	1893	0	0.000%
	Mar-08	1810	2	0.110%
	Apr-08	1971	1	0.051%
	May-08	1855	1	0.054%
	Jun-08	1887	2	0.106%
	Jul-08	1991	2	0.100%
	Aug-08	1789	2	0.112%
	Sep-08	1921	4	0.208%
	Oct-08	2283	3	0.131%
	Nov-08	1071	2	0.187%
	Dec-08	1058	3	0.284%
	Jan-09	1734	4	0.231%
Total Posted IRP Supplements		23120	26	0.112%
Total Number of IRP Registrations paid thru the web from 01/01/2008 thru 12/31/2008				
		Legacy & CVISN	CVISN	CVISN %
	Jan-08	4196	0	0.000%
	Feb-08	3479	0	0.000%
	Mar-08	3692	3	0.081%
	Apr-08	4608	1	0.022%
	May-08	3637	1	0.027%
	Jun-08	6313	2	0.032%
	Jul-08	3981	2	0.050%
	Aug-08	4724	2	0.042%
	Sep-08	5153	4	0.078%
	Oct-08	6369	13	0.204%
	Nov-08	1750	2	0.114%
	Dec-08	2501	7	0.280%
	Jan-09	3793	23	0.606%
Total Posted IRP Registrations		54196	60	0.111%

Total Number of IRP Supplement entered thru the web from 01/01/2008 thru 1/31/2009				
		Legacy & CVISN	CVISN	CVISN %
	Jan-08	2109	4	0.190%
	Feb-08	1993	7	0.351%
	Mar-08	2051	25	1.219%
	Apr-08	2023	17	0.840%
	May-08	2026	20	0.987%
	Jun-08	2128	24	1.128%
	Jul-08	2287	19	0.831%
	Aug-08	2099	37	1.763%
	Sep-08	2117	29	1.370%
	Oct-08	2189	15	0.685%
	Nov-08	1294	17	1.314%
	Dec-08	1333	32	2.401%
	Jan-09	2018	34	1.685%
Total Billed IRP Supplements		25667	280	1.091%
Total Number of IRP Registrations entered thru the web from 01/01/2008 thru 1/31/2009				
		Legacy & CVISN	CVISN	CVISN %
	Jan-08	4243	6	0.141%
	Feb-08	3875	7	0.181%
	Mar-08	4134	29	0.701%
	Apr-08	4578	41	0.896%
	May-08	3819	40	1.047%
	Jun-08	6359	52	0.818%
	Jul-08	5327	29	0.544%
	Aug-08	4734	107	2.260%
	Sep-08	6538	65	0.994%
	Oct-08	4155	50	1.203%
	Nov-08	2462	27	1.097%
	Dec-08	3076	99	3.218%
	Jan-09	3682	78	2.118%
Total IRP Registrations		53300	630	1.182%
Total Number of IRP Registrations per supplement type entered thru the web from 01/01/2008 thru 1/31/2009				
	Add Jurisdiction		15	
	Add Vehicle		42	
	Duplicate Cab card		2	
	Renewal Supplement		560	
	Transfer Registration		6	

Total Number of IRP Registrations per month per supplement type entered thru the web from 01/01/2008 thru 1/31/2009		
Jan-08	Duplicate Cab card	1
	Renewal Supplement	5
Feb-08	Add Vehicle	1
	Renewal Supplement	6
Mar-08	Add Vehicle	1
	Duplicate Cab card	1
	Renewal Supplement	27
Apr-08	Add Vehicle	2
	Renewal Supplement	39
May-08	Add Vehicle	3
	Duplicate Cab card	1
	Renewal Supplement	36
Jun-08	Add Vehicle	4
	Renewal Supplement	48
Jul-08	Add Vehicle	4
	Renewal Supplement	25
Aug-08	Add Vehicle	8
	Renewal Supplement	99
Sep-08	Add Vehicle	2
	Renewal Supplement	63
Oct-08	Add Jurisdiction	1
	Add Vehicle	6
	Renewal Supplement	40
	Transfer Registration	3
Nov-08	Add Jurisdiction	1
	Renewal Supplement	25
	Transfer Registration	1
Dec-08	Add Jurisdiction	4
	Add Vehicle	7
	Renewal Supplement	92
Jan-09	Add Jurisdiction	11
	Add Vehicle	4
	Renewal Supplement	61
	Transfer Registration	2

IRP Transactions	
Registration Year: 2009	
Total Number of Original and Renewals	14131
Total Number of 2009 Renewals in CVISN	145
CVISN Percentage	1.026%
Registration Year: 2010	
Total Number of Original and Renewals	1966
Total Number of 2010 Renewals in CVISN	45
CVISN Percentage	2.289%
Registration Year: 2009	
Total Number of transactions	18487
Total Number of transactions in CVISN	186
CVISN Percentage	1.006%
Registration Year: 2010	
Total Number of transactions	2075
Total Number of transactions in CVISN	54
CVISN Percentage	2.602%
IFTA Transactions	
Tax Returns entered from 01/01/2008 thru 01/31/2009	
Total Number of Tax Returns	47857
Total Number of Tax Returns in CVISN	949
CVISN Percentage	1.983%
Decals Ordered from 01/01/2008 thru 1/31/2009	
Decals Ordered	59863
Decals Ordered in CVISN	651
CVISN Percentage	1.087%



U.S. Department
of Transportation

Office of the Administrator

1200 New Jersey Avenue, SE
Washington, DC 20590

**Federal Motor Carrier
Safety Administration**

FEB 24 2009

Refer to: MC-RRT

Mr. Mike Akridge
Deputy State Traffic Engineer
Incident Management & CVO Programs
Florida Department of Transportation
605 Suwannee Street, Mail Stop 90
Tallahassee, FL 32399-0450

Dear Mr. Akridge:

On behalf of the Federal Motor Carrier Safety Administration (FMCSA), I want to congratulate you on Florida's successful deployment of Commercial Vehicle Information Systems and Networks (CVISN) core capabilities.

You played an instrumental role leading your State in a cooperative effort among multiple stakeholders. These partnerships removed institutional barriers and solved technical problems related to providing timely and accurate electronic access to motor carrier safety and credentials information. Working together, we are saving lives, producing cost savings for States and motor carriers, and improving the efficiency of government-to-business transactions.

As part of the CVISN Deployment Program, the State of Florida developed and implemented integrated, cost-effective information systems and communication networks. As a result, the effectiveness of motor carrier safety programs has increased. Commercial vehicle enforcement personnel now have the safety and credentials information necessary to focus limited resources on high-risk motor carriers. Safe and compliant carriers benefit as they move freight and passengers more efficiently. The motor carrier industry and State agencies also benefit from automated credentials administration procedures, resulting in more efficient and responsive administrative processes.

Florida has successfully satisfied the core requirements for electronic credentialing, electronic safety information exchange, and electronic screening. As such, Florida is now core CVISN compliant. Congratulations on a job well done! I look forward to working with you on implementing expanded CVISN capabilities that support the Department and FMCSA's commitment to creating a safer, simpler, and smarter transportation system.

Sincerely yours,

Rose A. McMurray
Acting Deputy Administrator

cc:
James Gregg, FMCSA, Florida Division Administrator
Darrell Ruban, FMCSA Southern Service Center
Field Administrator