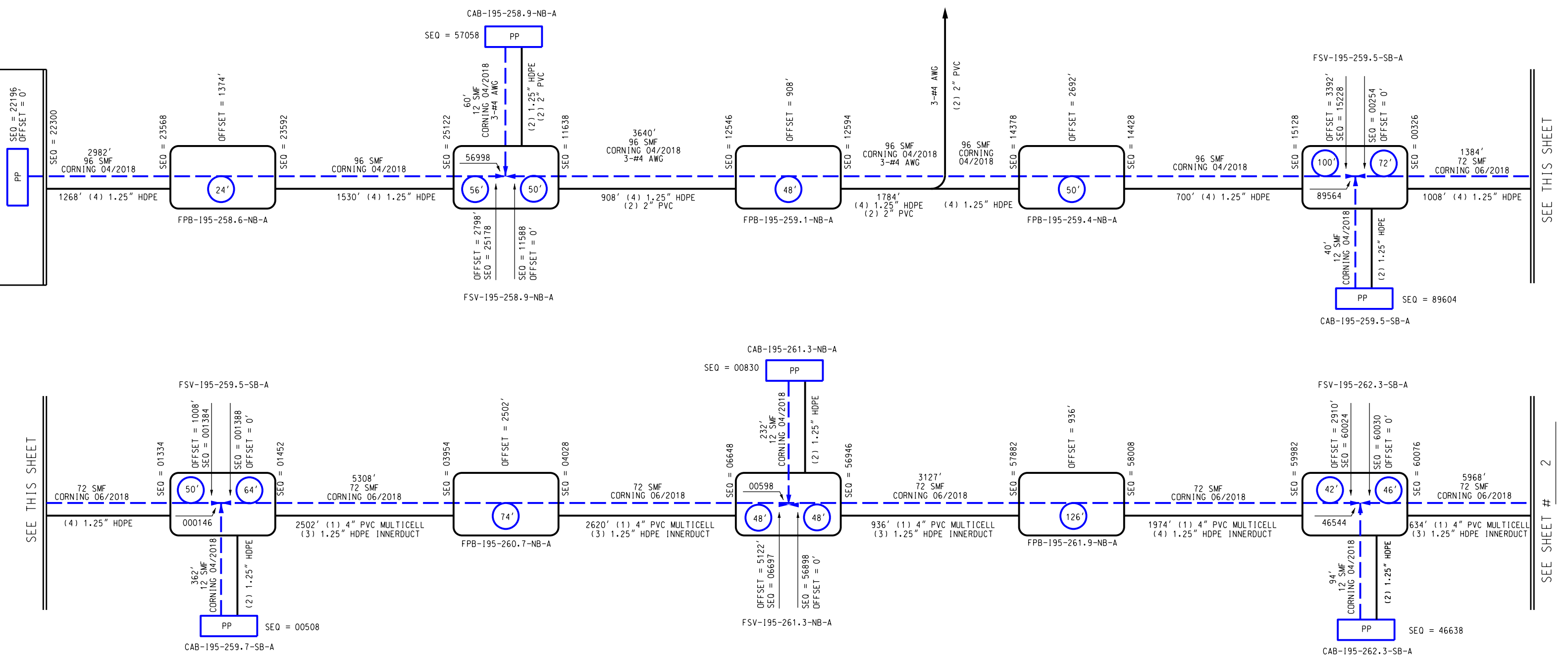


# FIBER OPTIC CABLE AND CONDUIT SCHEMATIC

← TO RTMC OR CONTROL CENTER

TO: ELEC-195-259.2-NB-A





SEE THIS SHEET

SEE THIS SHEET

SEE SHEET # 2

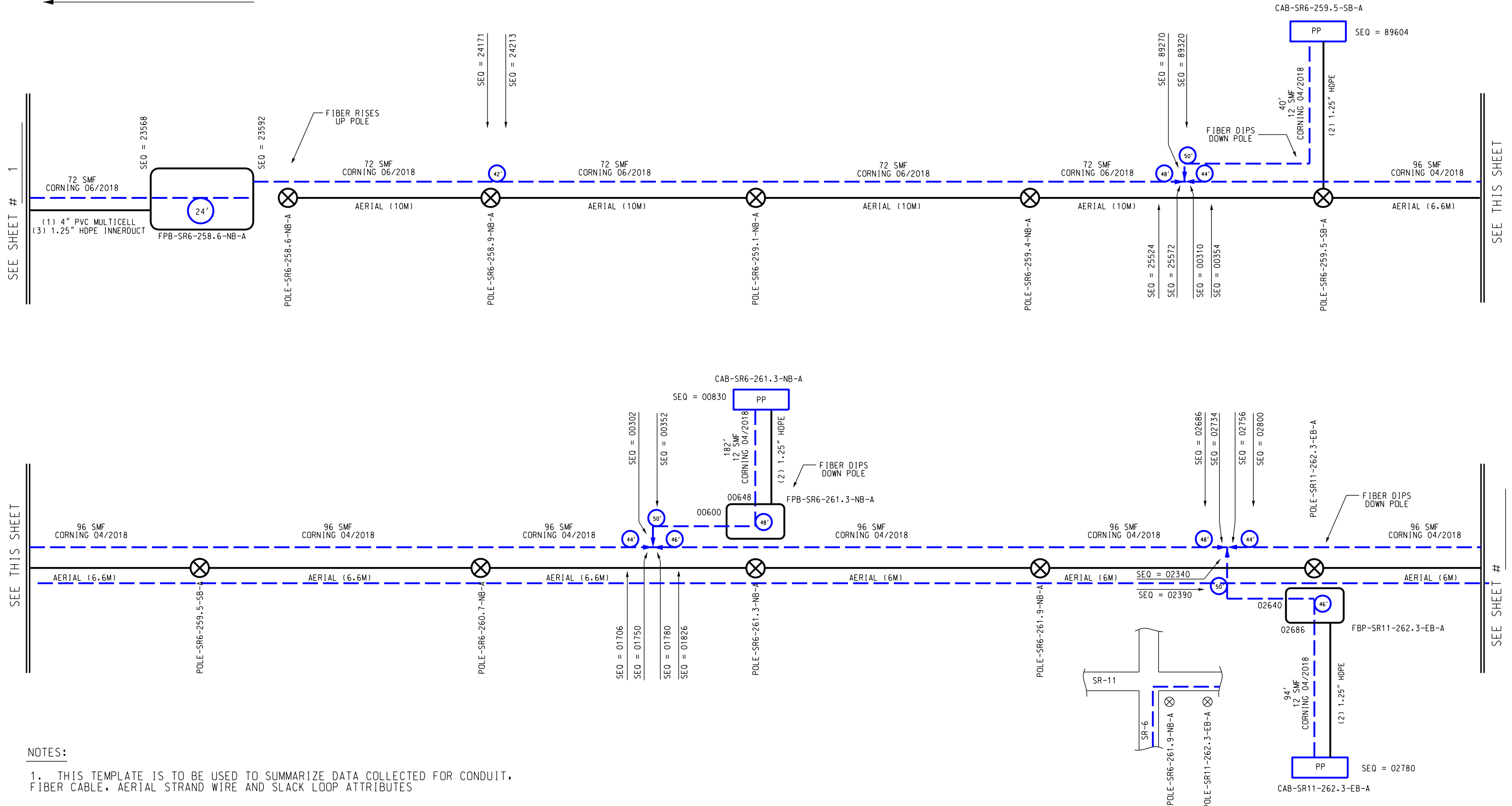
**NOTES:**

1. THIS TEMPLATE IS TO BE USED TO SUMMARIZE DATA COLLECTED FOR FIBER CONDUIT, FIBER CABLE AND SLACK LOOP ATTRIBUTES
2. SLACK LOOP LENGTH EQUALS THE AMOUNT OF CABLE STORED INSIDE AN ACCESS POINT.
3. THE TERM "OFFSET" DESCRIBES THE LINEAR FIBER CABLE LENGTH THAT IS PLACED OUTSIDE ACCESS POINTS (SPLICE VAULT OR PULLBOX). OFFSET IS MEASURED FROM THE ORIGIN SPLICE LOCATION (SIDE "A") TO THE CURRENT ACCESS POINT LOCATION (ITSFM EDITOR TO COMPLETE THIS TASK).

		<p><b>LEGEND</b></p> <p>--- FIBER OPTIC CABLE</p> <p>--- CONDUIT</p> <p>□ FIBER SPLICE VAULT</p> <p>□ FIBER PULLBOX</p> <p>--- AERIAL STRAND</p> <p>○ SLACK COIL</p> <p>↓ SPLICE LOCATION</p> <p>□ PP FIBER PATCH PANEL</p> <p>⊗ UTILITY POLE</p>	<p><b>ABBREVIATIONS</b></p> <p>96 SMF / (3)-#6 AWG CABLE SIZE/TYPER/COUNT</p> <p>908' (4) 1.25" HDPE CONDUIT LENGTH, COUNT, TYPE</p> <p>FSV-195-258.9-NB-A SITE ID NAME</p> <p>SEO = CABLE SEQUENTIAL READING</p> <p>6M/6.6M/10M AERIAL STRAND WIRE SIZES</p>	<p><b>FIBER OPTIC CABLE AND CONDUIT SCHEMATIC</b></p> <p>ROADWAY NAME: I-95</p> <p>PREPARED BY: JANE DOE</p> <p>DATE: 01/01/2021</p>	<p>ITSFM DATA COLLECTION FORM</p> <p>ITSFM056 REV. 11/21</p> <p>SHEET 1 OF 2</p>
--	---	---	---	--	--

# FIBER OPTIC CABLE AND CONDUIT SCHEMATIC

← TO RTMC OR CONTROL CENTER



SEE SHEET # 1

SEE THIS SHEET

SEE THIS SHEET

SEE SHEET #

**NOTES:**

1. THIS TEMPLATE IS TO BE USED TO SUMMARIZE DATA COLLECTED FOR CONDUIT, FIBER CABLE, AERIAL STRAND WIRE AND SLACK LOOP ATTRIBUTES



**LEGEND**

- FIBER OPTIC CABLE
- CONDUIT
- FIBER SPLICE VAULT
- FIBER PULLBOX
- AERIAL STRAND
- 56 SLACK COIL
- + SPLICE LOCATION
- PP FIBER PATCH PANEL
- X UTILITY POLE

**ABBREVIATIONS**

- 96 SMF / (3)-#6 AWG CABLE SIZE/TYPE/COUNT
- 908' (4) 1.25" HDPE CONDUIT LENGTH, COUNT, TYPE
- FSV-195-258.9-NB-A SITE ID NAME
- SEO = CABLE SEQUENTIAL READING
- 6M/6.6M/10M AERIAL STRAND WIRE SIZES

**FIBER OPTIC CABLE AND CONDUIT SCHEMATIC**

ROADWAY NAME: SR-6 & SR-11

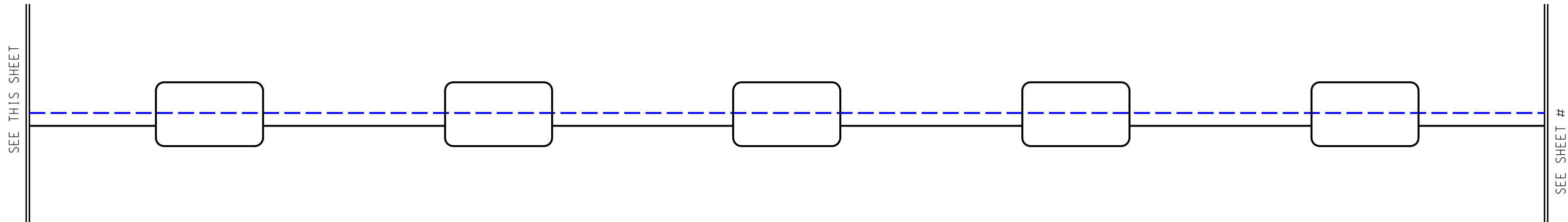
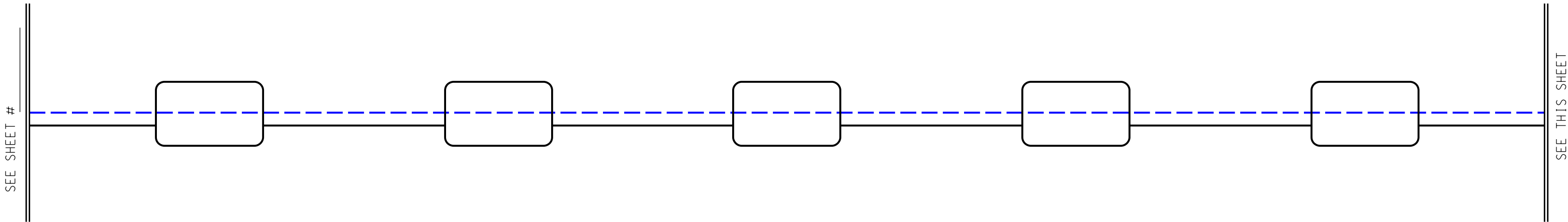
PREPARED BY: JANE DOE

DATE: 01/01/2021









ITSFM  
DATA  
COLLECTION  
FORM  
ITSFM056  
REV. 11/21

# FIBER OPTIC CABLE AND CONDUIT SCHEMATIC

TO RTMC OR CONTROL CENTER



### LEGEND

- |   |                                     |   |                   |
|---|-------------------------------------|---|-------------------|
|  | FIBER OPTIC CABLE                   |  | SLACK COIL        |
|  | CONDUIT                             |  | SPLICE LOCATION   |
|  | FIBER SPLICE VAULT<br>FIBER PULLBOX |  | FIBER PATCH PANEL |
|  | AERIAL STRAND                       |  | UTILITY POLE      |

### ABBREVIATIONS

- |                     |                             |
|---------------------|-----------------------------|
| 96 SMF / (3)-#6 AWG | CABLE SIZE/TYPE/COUNT       |
| 908' (4) 1.25" HDPE | CONDUIT LENGTH, COUNT, TYPE |
| FSV-195-258.9-NB-A  | SITE ID NAME                |
| SEO =               | CABLE SEQUENTIAL READING    |
| 6M/6.6M/10M         | AERIAL STRAND WIRE SIZES    |

### FIBER OPTIC CABLE AND CONDUIT SUMMARY

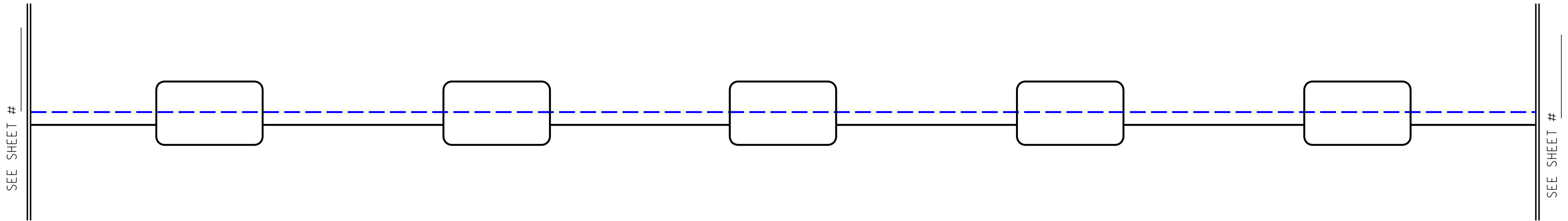
ROADWAY NAME: \_\_\_\_\_  
 PREPARED BY: \_\_\_\_\_  
 DATE: \_\_\_\_\_












ITSFM  
DATA  
COLLECTION  
FORM  
ITSFM056  
REV. 11/21

SHEET \_\_\_\_ OF \_\_\_\_

# FIBER OPTIC CABLE AND CONDUIT SCHEMATIC

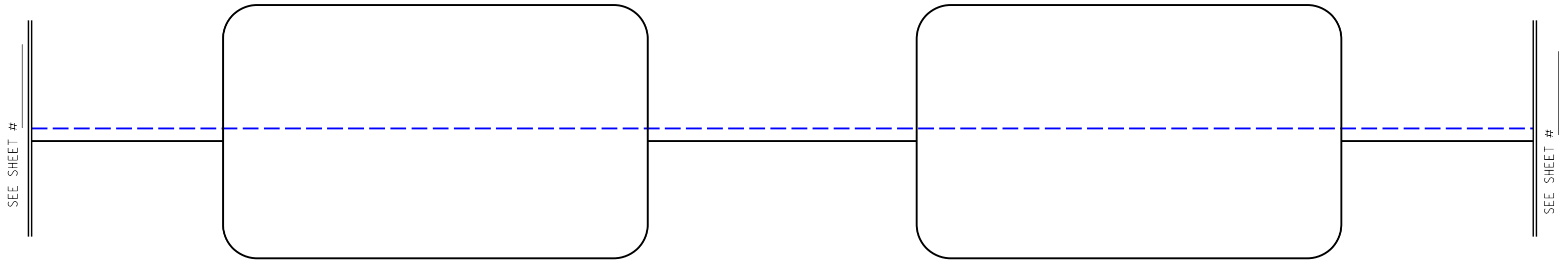
TO RTMC OR CONTROL CENTER \_\_\_\_\_



		<b>LEGEND</b>  FIBER OPTIC CABLE  CONDUIT  FIBER SPLICE VAULT  FIBER PULLBOX  AERIAL STRAND  SLACK COIL  SPLICE LOCATION  FIBER PATCH PANEL  UTILITY POLE	<b>ABBREVIATIONS</b> 96 SMF / (3)-#6 AWG CABLE SIZE/TYPE/COUNT 908' (4) 1.25" HDPE CONDUIT LENGTH, COUNT, TYPE FSV-195-258.9-NB-A SITE ID NAME SEQ = CABLE SEQUENTIAL READING 6M/6.6M/10M AERIAL STRAND WIRE SIZES	<b>FIBER OPTIC CABLE AND CONDUIT SUMMARY</b> ROADWAY NAME: _____ PREPARED BY: _____ DATE: _____	ITSFM DATA COLLECTION FORM ITSFM056 REV. 11/21 SHEET ____ OF ____
--	---	---	---	--	---

# FIBER OPTIC CABLE AND CONDUIT SCHEMATIC

TO RTMC OR CONTROL CENTER



### LEGEND

- |  |  |
|--|--|
| <ul style="list-style-type: none"> <li><span style="color: blue;">- - -</span> FIBER OPTIC CABLE</li> <li>— CONDUIT</li> <li><span style="border: 1px solid black; display: inline-block; width: 15px; height: 10px; margin-right: 5px;"></span> FIBER SPLICE VAULT</li> <li><span style="border: 1px solid black; display: inline-block; width: 15px; height: 10px; margin-right: 5px;"></span> FIBER PULLBOX</li> <li>— AERIAL STRAND</li> </ul> | <ul style="list-style-type: none"> <li><span style="border: 1px solid blue; border-radius: 50%; padding: 2px 5px;">56</span> SLACK COIL</li> <li><span style="color: blue;">⊥</span> SPLICE LOCATION</li> <li><span style="border: 1px solid blue; padding: 2px 5px;">PP</span> FIBER PATCH PANEL</li> <li><span style="border: 1px solid black; border-radius: 50%; padding: 2px 5px;">⊗</span> UTILITY POLE</li> </ul> |
|--|--|

### ABBREVIATIONS

- |  |  |
|--|--|
| <ul style="list-style-type: none"> <li>96 SMF / (3)-#6 AWG</li> <li>908' (4) 1.25" HDPE</li> <li>FSV-195-258.9-NB-A</li> <li>SEQ =</li> <li>6M/6.6M/10M</li> </ul> | <ul style="list-style-type: none"> <li>CABLE SIZE/TYPE/COUNT</li> <li>CONDUIT LENGTH, COUNT, TYPE</li> <li>SITE ID NAME</li> <li>CABLE SEQUENTIAL READING</li> <li>AERIAL STRAND WIRE SIZES</li> </ul> |
|--|--|

### FIBER OPTIC CABLE AND CONDUIT SUMMARY

ROADWAY NAME: \_\_\_\_\_

PREPARED BY: \_\_\_\_\_

DATE: \_\_\_\_\_

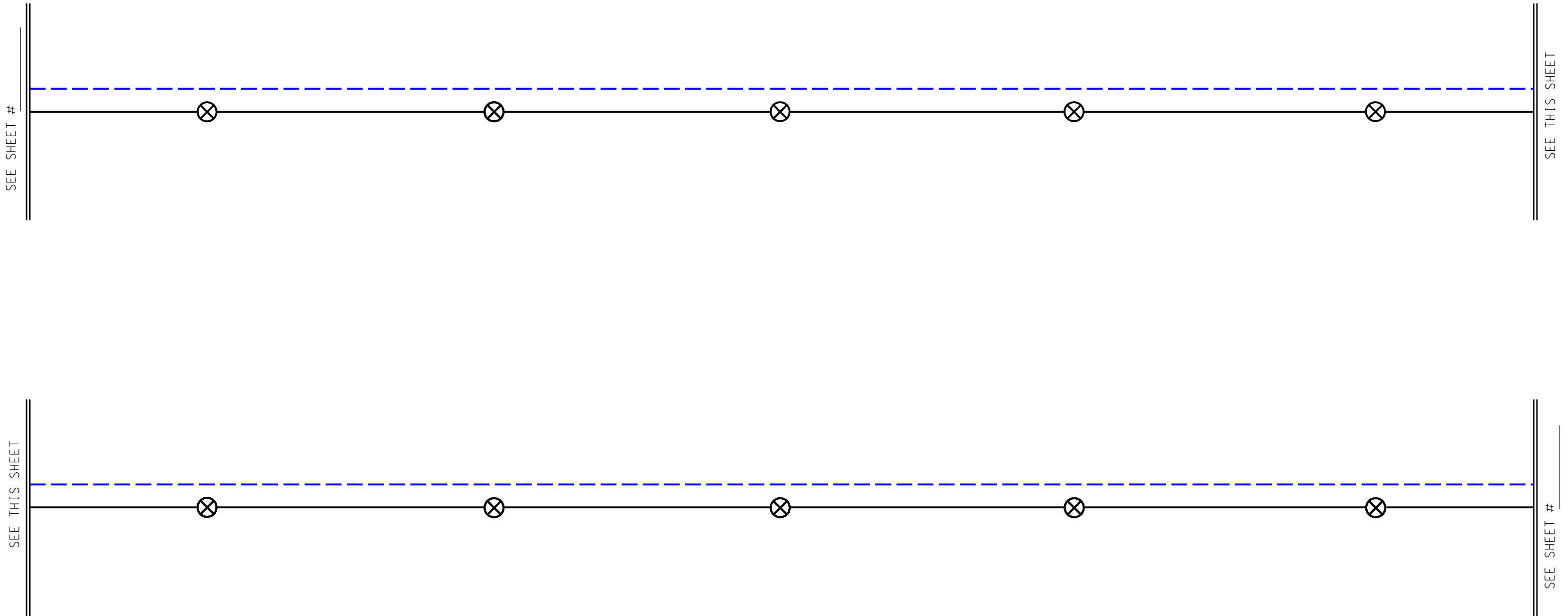
ITSFM  
DATA  
COLLECTION  
FORM  
ITSFM056  
REV. 11/21

SHEET \_\_\_ OF \_\_\_



# FIBER OPTIC CABLE AND CONDUIT SCHEMATIC

TO RTMC OR CONTROL CENTER



LEGEND	
	FIBER OPTIC CABLE
	CONDUIT
	FIBER SPLICE VAULT
	FIBER PULLBOX
	AERIAL STRAND
	SLACK COIL
	SPLICE LOCATION
	FIBER PATCH PANEL
	UTILITY POLE

ABBREVIATIONS	
96 SMF / (3)-#6 AWG	CABLE SIZE/TYPE/COUNT
908' (4) 1.25" HDPE	CONDUIT LENGTH, COUNT, TYPE
FSV-195-258.9-NB-A	SITE ID NAME
SEQ =	CABLE SEQUENTIAL READING
6M/6.6M/10M	AERIAL STRAND WIRE SIZES

FIBER OPTIC CABLE AND CONDUIT SUMMARY	
ROADWAY NAME:	_____
PREPARED BY:	_____
DATE:	_____