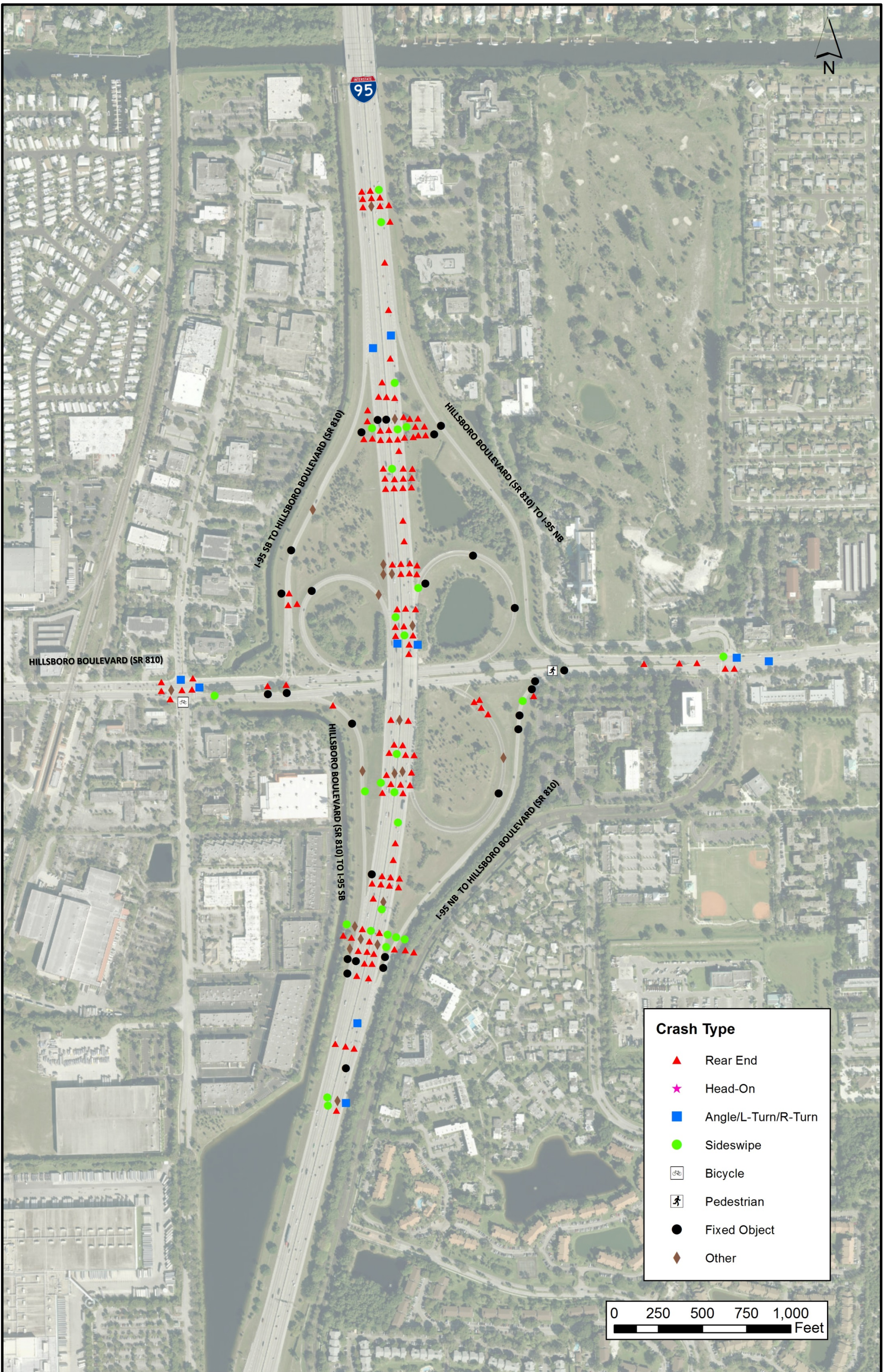


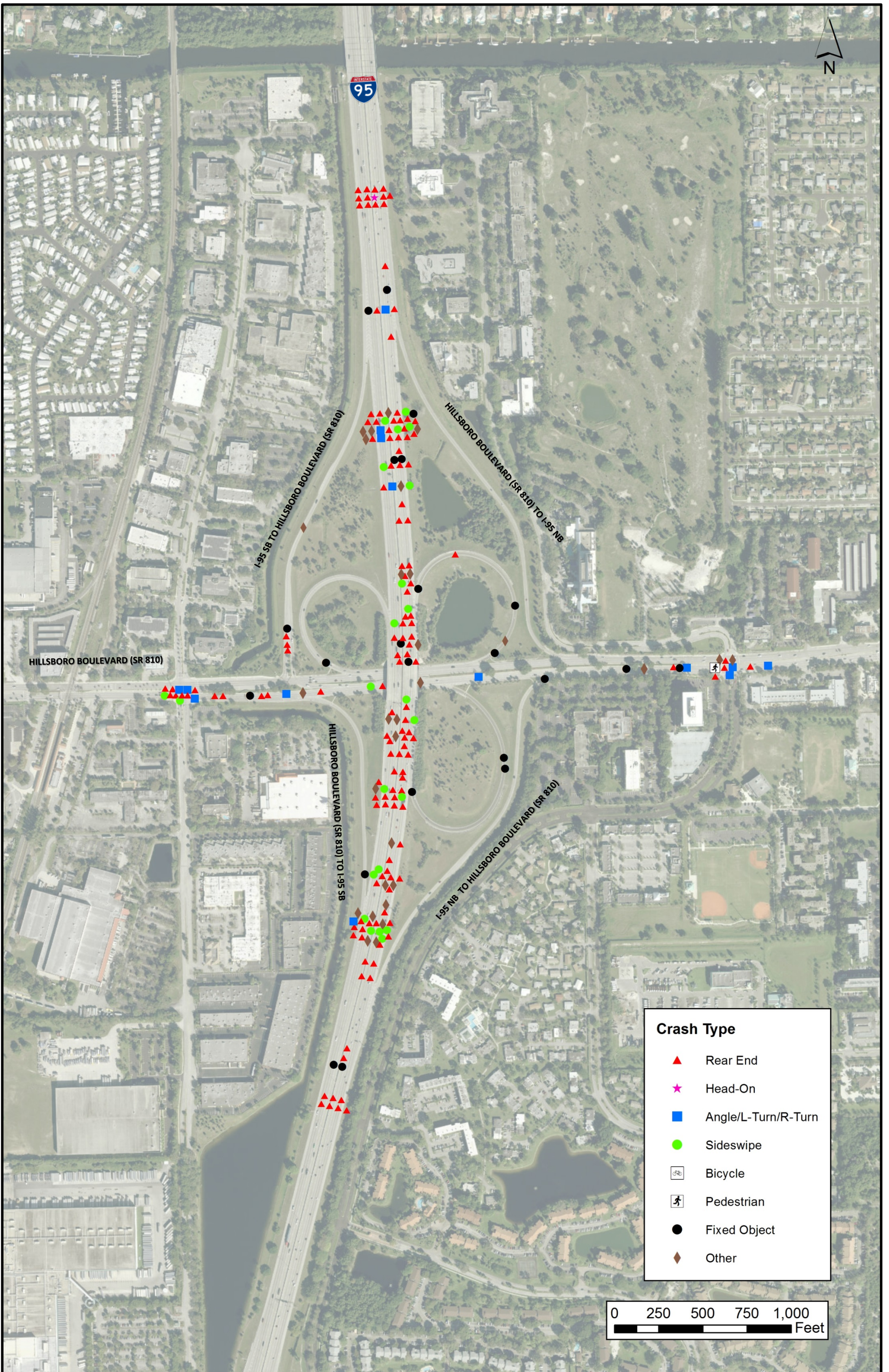
## **APPENDIX E**

### **2013 – 2015 Historical Crash Maps and Statistical Summaries**

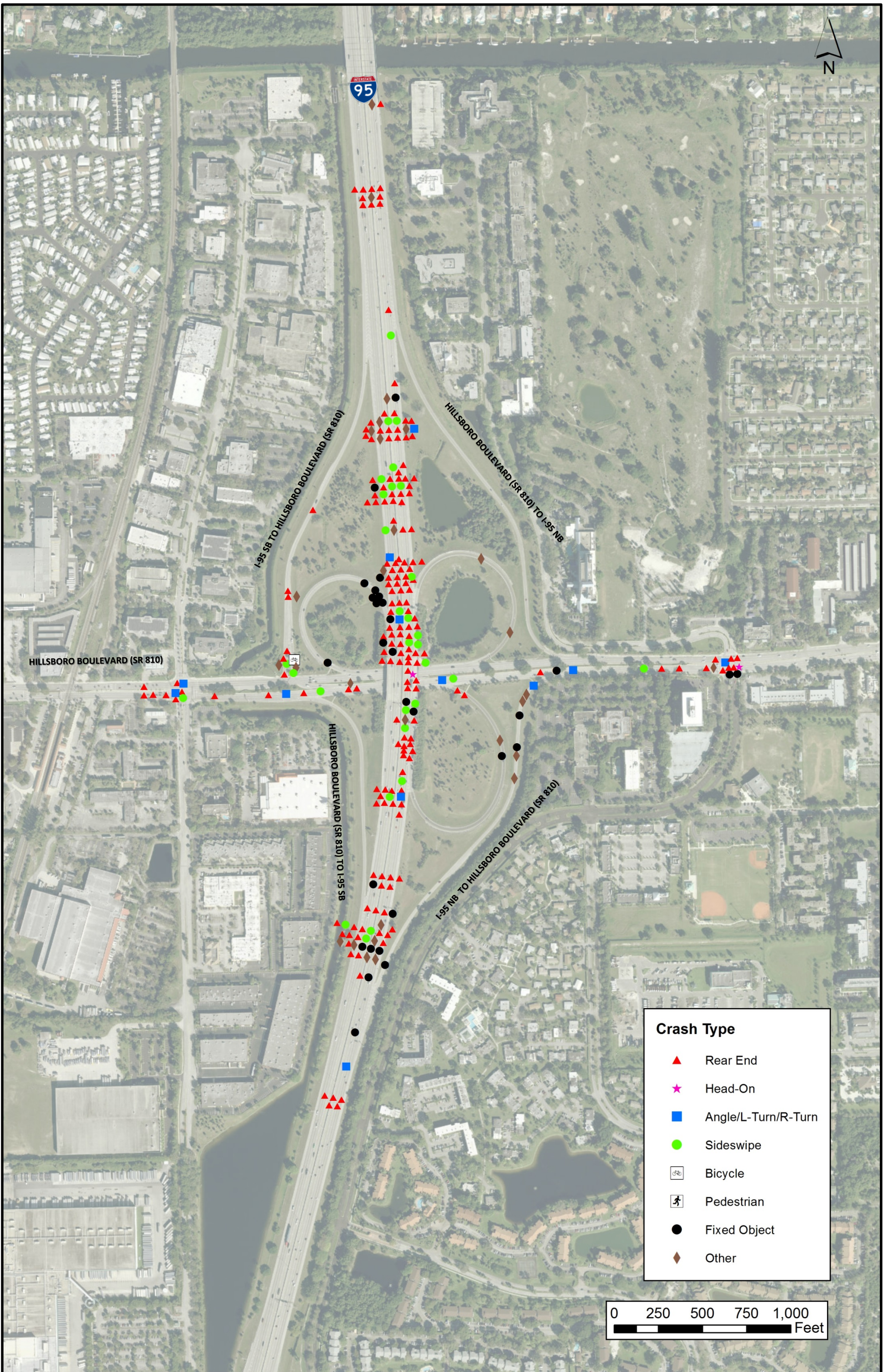














## CRASH STATISTICS

Hillsboro Boulevard (SR 810)		Criteria	Number of Crashes			5 Year Total Crashes	Mean Crashes Per Year	%	
			Year						
			2013	2014	2015				
CRASH TYPE	Rear End	41	13	18	22	53	18	52.0%	
	Head On	42	0	0	1	1	0	1.0%	
	Angle	43	4	9	6	19	6	18.6%	
	Left Turn	44	0	0	0	0	0	0.0%	
	Right Turn	45	0	0	0	0	0	0.0%	
	Sideswipe	46	2	3	4	9	3	8.8%	
	Backed Into	47	0	0	0	0	0	0.0%	
	Pedestrian	10	1	1	0	2	1	2.0%	
	Bicycle	11	1	0	0	1	0	1.0%	
	<b>Fixed Object</b>	<b>19</b>	<b>39</b>	<b>3</b>	<b>3</b>	<b>3</b>	<b>9</b>	<b>3</b>	<b>8.8%</b>
	Impact Attenuator/Crash Cushion	19		0	0	0	0	0	0.0%
	Bridge Overhead Structure	20		0	0	0	0	0	0.0%
	Bridge Pier or Support	21		0	0	0	0	0	0.0%
	Bridge Rail	22		0	0	0	0	0	0.0%
	Culvert	23		0	0	0	0	0	0.0%
	Curb	24		1	0	1	2	1	2.0%
	Ditch	25		0	0	0	0	0	0.0%
	Embankment	26		0	0	0	0	0	0.0%
	Guardrail Face	27		0	0	0	0	0	0.0%
	Guardrail End	28		0	0	0	0	0	0.0%
	Cable Barrier	29		0	0	0	0	0	0.0%
	Concrete Traffic Barrier	30		0	1	0	1	0	1.0%
	Other Traffic Barrier	31		0	0	0	0	0	0.0%
	Tree (Standing)	32		2	2	1	5	2	4.9%
	Utility Pole/Light Support	33		0	0	0	0	0	0.0%
	Traffic Sign Support	34		0	0	0	0	0	0.0%
	Traffic Signal Support	35		0	0	0	0	0	0.0%
	Other Post, Pole Or Support	36		0	0	0	0	0	0.0%
	Fence	37		0	0	0	0	0	0.0%
	Mailbox	38		0	0	0	0	0	0.0%
	Other Fixed Object	39		0	0	1	1	0	1.0%
	<b>Other Non Fixed Object Collisions</b>	<b>12</b>	<b>18</b>	<b>0</b>	<b>1</b>	<b>0</b>	<b>1</b>	<b>0</b>	<b>1.0%</b>
	Railway Vehicle (Train, Engine)	12		0	1	0	1	0	1.0%
	Animal	13		0	0	0	0	0	0.0%
	Motor Vehicle in Transport	14		0	0	0	0	0	0.0%
	Parked Motor Vehicle	15		0	0	0	0	0	0.0%
	Work Zone/Maintenance Equip.	16		0	0	0	0	0	0.0%
	Struck by Falling/Shifting Cargo	17		0	0	0	0	0	0.0%
	Other Non-Fixed Object	18		0	0	0	0	0	0.0%
	<b>Non-Collisions</b>	<b>1</b>	<b>9</b>	<b>1</b>	<b>4</b>	<b>2</b>	<b>7</b>	<b>2</b>	<b>6.9%</b>
	Overturn/Rollover	1		1	1	0	2	1	2.0%
	Fire/Explosion	2		0	0	0	0	0	0.0%
	Immersion	3		0	0	0	0	0	0.0%
	Jackknife	4		0	0	0	0	0	0.0%
	Cargo/Equipment Loss or Shift	5		0	0	0	0	0	0.0%
	Fell/Jumped from Motor Vehicle	6		0	0	0	0	0	0.0%
	Thrown or Falling Object	7		0	0	0	0	0	0.0%
Ran into Water/Canal	8		0	0	0	0	0	0.0%	
Other Non-Collision	9		0	1	0	1	0	1.0%	
<b>Others</b>			0	2	2	4	1	3.9%	
<b>Total Crashes</b>			<b>25</b>	<b>39</b>	<b>38</b>	<b>102</b>	<b>34</b>	<b>100.0%</b>	
SEVERITY	PDO Crashes		14	19	21	54	18	52.9%	
	Fatal Crashes	0	0	1	0	1	0	1.0%	
	Injury Crashes	0	11	19	17	47	16	46.1%	
LIGHTING CONDITIONS	Daylight	1	15	23	25	63	21	61.8%	
	Dusk	2	2	2	2	6	2	5.9%	
	Dawn	3	0	3	0	3	1	2.9%	
	Dark	4	6	8	11	30	10	29.4%	
	Unknown		0	0	0	0	0	0.0%	
SURFACE CONDITIONS	Dry	1	23	28	33	84	28	82.4%	
	Wet	2	2	11	5	18	6	17.6%	
	Others		0	0	0	0	0	0.0%	



## CRASH STATISTICS

Hillsboro Boulevard (SR 810)		Criteria	Number of Crashes			5 Year Total Crashes	Mean Crashes Per Year	%	
			Year						
			2013	2014	2015				
MONTH OF YEAR	January	1	1	5	3	9	3	8.8%	
	February	2	4	0	4	8	3	7.8%	
	March	3	3	5	5	13	4	12.7%	
	April	4	1	3	5	9	3	8.8%	
	May	5	2	2	2	6	2	5.9%	
	June	6	1	1	4	6	2	5.9%	
	July	7	2	2	2	6	2	5.9%	
	August	8	3	4	5	12	4	11.8%	
	September	9	1	6	1	8	3	7.8%	
	October	10	2	2	3	7	2	6.9%	
	November	11	2	3	2	7	2	6.9%	
	December	12	3	6	2	11	4	10.8%	
DAY OF WEEK	Monday	1	3	7	8	18	6	17.6%	
	Tuesday	2	3	5	10	18	6	17.6%	
	Wednesday	3	2	6	6	14	5	13.7%	
	Thursday	4	4	6	5	15	5	14.7%	
	Friday	5	3	6	2	11	4	10.8%	
	Saturday	6	6	7	2	15	5	14.7%	
	Sunday	7	4	2	5	11	4	10.8%	
HOOR OF DAY	00:00-06:00	0	600	2	5	3	10	3	9.8%
	06:00-09:00	600	900	3	5	1	9	3	8.8%
	09:00-11:00	900	1100	3	1	3	7	2	6.9%
	11:00-13:00	1100	1300	2	4	6	12	4	11.8%
	13:00-15:00	1300	1500	1	2	5	8	3	7.8%
	15:00-18:00	1500	1800	6	10	8	24	8	23.5%
	18:00-24:00	1800	2400	8	12	12	32	11	31.4%
CONTRIBUTING CAUSES (VEHICLE ONLY)	No Contributing Action	1		3	1	0	4	1	3.9%
	Careless or Negligent Manner	2		8	5	2	15	5	14.7%
	Failed to Yield Right-Of-Way	3		0	2	0	2	1	2.0%
	Improper Backing	4		0	1	0	1	0	1.0%
	Improper Turn	6		0	0	3	3	1	2.9%
	Followed too Closely	10		3	7	13	23	8	22.5%
	Ran Red Light	11		2	3	3	8	3	7.8%
	Drove too Fast for Conditions	12		0	2	0	2	1	2.0%
	Ran Stop Sign	13		0	0	0	0	0	0.0%
	Improper Passing	15		0	0	1	1	0	1.0%
	Exceed Posted Speed	17		0	0	0	0	0	0.0%
	Wrong Side or Wrong Way	21		0	0	0	0	0	0.0%
	Failed To Keep In Proper Lane	25		1	1	1	3	1	2.9%
	Ran Off Roadway	26		0	1	1	2	1	2.0%
	Disregarded Other Traffic Sign	27		0	0	0	0	0	0.0%
	Disregarded other Road Markings	28		0	0	0	0	0	0.0%
	Over-Correcting/Over-Steering	29		0	0	0	0	0	0.0%
	Swerved Or Avoided	30		0	0	1	1	0	1.0%
Erratic, Reckless or Aggressive	31		0	0	0	0	0	0.0%	
Other Contributing Action			8	16	13	37	12	36.3%	
WEATHER CONDITIONS	Clear	1		20	24	30	74	25	72.5%
	Cloudy	2		3	8	4	15	5	14.7%
	Rain	3		2	7	4	13	4	12.7%
	Fog, Smog, Smoke	4		0	0	0	0	0	0.0%
	Sleet/Hail/Freezing Rain	5		0	0	0	0	0	0.0%
	Blowing Sand, Soil, Dirt	6		0	0	0	0	0	0.0%
	Severe Crosswinds	7		0	0	0	0	0	0.0%
	Other			0	0	0	0	0	0.0%



**State of Florida Department of Transportation  
CRASH SUMMARY**

SECTION: 86120000 STATE ROUTE: 810  
ROADWAY LIMITS: NA M.P. 5.067 TO 5.762 ENGINEER: AECOM  
STUDY PERIOD: FROM 1/ 2013 TO 12/ 2013 COUNTY: Broward

No.	MILE POST	DATE	DAY	TIME	CRASH TYPE	FATAL	INJURIES	PROP DAM	DAY / NIGHT	WET / DRY	CONTRIBUTING CAUSE (VEHICLE ONLY)
1	5.098	03/22/13	Fri	1255	Rear-End	0	0	1	Day	Dry	Careless or Negligent Manner
2	5.098	05/25/13	Sat	1720	Rear-End	0	0	1	Day	Dry	Careless or Negligent Manner
3	5.117	10/11/13	Fri	1609	Angle	0	1	0	Day	Dry	Ran Red Light
4	5.117	10/13/13	Sun	1004	Overturn/Rollover	0	0	1	Day	Dry	#N/A
5	5.117	01/02/13	Wed	1510	Pedalcycle	0	1	0	Day	Dry	Other Contributing Action
6	5.117	02/20/13	Wed	1133	Rear-End	0	0	1	Day	Dry	Followed too Closely
7	5.117	03/28/13	Thu	1813	Angle	0	2	0	Day	Dry	Ran Red Light
8	5.117	12/24/13	Tue	0941	Rear-End	0	0	1	Day	Dry	Careless or Negligent Manner
9	5.118	12/20/13	Fri	1945	Rear-End	0	1	0	Night	Dry	#N/A
10	5.119	05/30/13	Thu	0128	Rear-End	0	3	0	Night	Dry	Careless or Negligent Manner
11	5.155	08/31/13	Sat	1930	Sideswipe	0	1	0	Night	Wet	Failed To Keep In Proper Lane
12	5.212	09/22/13	Sun	0600	Rear-End	0	0	1	Night	Dry	Other Contributing Action
13	5.212	12/08/13	Sun	0700	Tree (Standing)	0	0	1	Night	Dry	Careless or Negligent Manner
14	5.232	11/18/13	Mon	1030	Rear-End	0	0	1	Day	Dry	Careless or Negligent Manner
15	5.232	08/04/13	Sun	2015	Tree (Standing)	0	1	0	Night	Dry	Careless or Negligent Manner
16	5.523	02/09/13	Sat	2239	Pedestrian	0	1	0	Night	Dry	No Contributing Action
17	5.528	11/28/13	Thu	0115	Curb	0	1	0	Night	Dry	No Contributing Action
18	5.617	02/04/13	Mon	1620	Rear-End	0	0	1	Day	Dry	Followed too Closely
19	5.655	06/15/13	Sat	1852	Rear-End	0	0	1	Day	Dry	Other Contributing Action
20	5.674	02/12/13	Tue	1630	Rear-End	0	1	0	Day	Dry	Other Contributing Action
21	5.707	07/25/13	Thu	2200	Sideswipe	0	0	1	Night	Dry	Careless or Negligent Manner
22	5.712	03/30/13	Sat	1456	Angle	0	0	1	Day	Dry	Not Coded
23	5.712	04/08/13	Mon	1516	Rear-End	0	0	1	Day	Dry	Not Coded
24	5.713	08/24/13	Sat	2249	Rear-End	0	0	1	Night	Wet	Followed too Closely
25	5.750	07/09/13	Tue	0734	Angle	0	1	0	Day	Dry	No Contributing Action

Total No.	Fatal	Injury	PDO	Rear-End	Head-On	Angle	Left-Turn	Right-Turn	Sideswipe	Backed Into	Ped/Bike	Parked Car	Fixed Object	Ran into Water	Other
25	0	11	14	13	0	4	0	0	2	0	2	0	3	0	1
Percent	0.00%	44.00%	56.00%	52.00%	0.00%	16.00%	0.00%	0.00%	8.00%	0.00%	8.00%	0.00%	12.00%	0.00%	4.00%
Contrib.					Careless		Improper	Ran Red	Exceeded	Improper	Disreg Cntl	Erratic/	Ran off		Wrong
Cause	Day	Night	Wet	Dry	Driving	FTYRW	Turn	Light	Speed	Passing	Dev	Aggress	Road	DUI	Way
Total	15	10	2	23	8	0	0	2	0	0	0	0	0	4	0
Percent	60.00%	40.00%	8.00%	92.00%	32.00%	0.00%	0.00%	8.00%	0.00%	0.00%	0.00%	0.00%	0.00%	16.00%	0.00%



**State of Florida Department of Transportation  
CRASH SUMMARY**

SECTION: 86120000 STATE ROUTE: 810  
 ROADWAY LIMITS: NA M.P. 5.067 TO 5.762 ENGINEER: AECOM  
 STUDY PERIOD: FROM 1/ 2014 TO 12/ 2014 COUNTY: Broward

No.	MILE POST	DATE	DAY	TIME	CRASH TYPE	FATAL	INJURIES	PROP DAM	DAY / NIGHT	WET / DRY	CONTRIBUTING CAUSE (VEHICLE ONLY)				
1	5.106	12/26/14	Fri	1545	Sideswipe	0	0	1	Day	Wet	#N/A				
2	5.108	08/03/14	Sun	2311	Rear-End	0	0	1	Night	Wet	Followed too Closely				
3	5.108	12/10/14	Wed	1340	Rear-End	0	1	0	Day	Dry	Other Contributing Action				
4	5.117	01/14/14	Tue	0128	Rear-End	0	1	0	Night	Dry	#N/A				
5	5.117	04/22/14	Tue	0641	Angle	1	1	0	Night	Dry	Ran Red Light				
6	5.117	09/04/14	Thu	1650	Rear-End	0	1	0	Day	Dry	Careless or Negligent Manner				
7	5.117	09/16/14	Tue	0638	Angle	0	0	1	Night	Dry	Other Contributing Action				
8	5.117	11/24/14	Mon	0910	Sideswipe	0	0	1	Day	Dry	Other Contributing Action				
9	5.120	12/06/14	Sat	1834	Rear-End	0	0	1	Night	Dry	#N/A				
10	5.126	03/21/14	Fri	1640	Rear-End	0	1	0	Day	Dry	Careless or Negligent Manner				
11	5.136	01/04/14	Sat	1444	Rear-End	0	0	1	Day	Wet	Careless or Negligent Manner				
12	5.136	12/22/14	Mon	0250	Angle	0	0	1	Night	Dry	Failed To Keep In Proper Lane				
13	5.155	01/25/14	Sat	0150	Rear-End	0	0	1	Night	Dry	#N/A				
14	5.164	01/04/14	Sat	1238	Rear-End	0	0	1	Day	Wet	Followed too Closely				
15	5.193	12/31/14	Wed	2259	Tree (Standing)	0	1	0	Night	Wet	Drove too Fast for Conditions				
16	5.212	08/30/14	Sat	1947	Rear-End	0	1	0	Night	Dry	Careless or Negligent Manner				
17	5.212	10/20/14	Mon	1515	Rear-End	0	0	1	Day	Dry	Followed too Closely				
18	5.232	05/14/14	Wed	1825	Angle	0	1	0	Day	Dry	No Contributing Action				
19	5.250	09/16/14	Tue	1854	Railway Vehicle (Train, Engine)	0	1	0	Day	Dry	#N/A				
20	5.269	08/18/14	Mon	0727	Rear-End	0	0	1	Day	Dry	Careless or Negligent Manner				
21	5.323	05/14/14	Wed	1730	Sideswipe	0	0	1	Day	Dry	Other Contributing Action				
22	5.344	09/03/14	Wed	0832	Rear-End	0	0	1	Day	Dry	#N/A				
23	5.374	04/08/14	Tue	1542	Not Coded	0	2	0	Day	Dry	#N/A				
24	5.439	06/13/14	Fri	1822	Angle	0	1	0	Day	Wet	Ran Red Light				
25	5.598	09/11/14	Thu	1240	Tree (Standing)	0	0	1	Day	Dry	Other Contributing Action				
26	5.617	11/24/14	Mon	1810	Overturn/Rollover	0	0	1	Night	Dry	#N/A				
27	5.655	10/02/14	Thu	0431	Concrete Traffic Barrier	0	1	0	Night	Dry	Ran Off Roadway				
28	5.655	11/10/14	Mon	1240	Rear-End	0	0	1	Day	Wet	Followed too Closely				
29	5.655	12/27/14	Sat	0845	Angle	0	0	1	Day	Wet	Drove too Fast for Conditions				
30	5.693	03/05/14	Wed	1820	Pedestrian	0	1	0	Night	Dry	Other Contributing Action				
31	5.693	07/10/14	Thu	1854	Rear-End	0	1	0	Day	Dry	Followed too Closely				
32	5.703	03/07/14	Fri	0502	Rear-End	0	1	0	Night	Wet	Followed too Closely				
33	5.709	03/09/14	Sun	2150	Rear-End	0	1	0	Night	Dry	Followed too Closely				
34	5.712	01/30/14	Thu	1735	Angle	0	0	1	Night	Wet	Failed to Yield Right-Of-Way				
35	5.712	03/08/14	Sat	1809	Other Non-Collision	0	2	0	Day	Dry	Other Contributing Action				
36	5.712	04/25/14	Fri	1742	Not Coded	0	1	0	Day	Dry	Failed to Yield Right-Of-Way				
37	5.712	08/15/14	Fri	1259	Angle	0	2	0	Day	Dry	Ran Red Light				
38	5.731	09/11/14	Thu	1751	Rear-End	0	0	1	Night	Wet	Other Contributing Action				
39	5.750	07/14/14	Mon	1717	Angle	0	0	1	Day	Dry	Improper Backing				
<b>Total No.</b>	<b>Fatal</b>	<b>Injury</b>	<b>PDO</b>	<b>Rear-End</b>	<b>Head-On</b>	<b>Angle</b>	<b>Left-Turn</b>	<b>Right-Turn</b>	<b>Sideswipe</b>	<b>Backed Into</b>	<b>Ped/Bike</b>	<b>Parked Car</b>	<b>Fixed Object</b>	<b>Ran into Water</b>	<b>Other</b>
<b>39</b>	<b>1</b>	<b>19</b>	<b>20</b>	<b>18</b>	<b>0</b>	<b>9</b>	<b>0</b>	<b>0</b>	<b>3</b>	<b>0</b>	<b>1</b>	<b>0</b>	<b>3</b>	<b>0</b>	<b>5</b>
<b>Percent</b>	<b>2.56%</b>	<b>48.72%</b>	<b>51.28%</b>	<b>46.15%</b>	<b>0.00%</b>	<b>23.08%</b>	<b>0.00%</b>	<b>0.00%</b>	<b>7.69%</b>	<b>0.00%</b>	<b>2.56%</b>	<b>0.00%</b>	<b>7.69%</b>	<b>0.00%</b>	<b>12.82%</b>
<b>Contrib. Cause</b>	<b>Day</b>	<b>Night</b>	<b>Wet</b>	<b>Dry</b>	<b>Careless Driving</b>	<b>FTYRW</b>	<b>Improper Turn</b>	<b>Ran Red Light</b>	<b>Exceeded Speed</b>	<b>Improper Passing</b>	<b>Disreg Cntl Dev</b>	<b>Erratic/Aggress</b>	<b>Ran off Road</b>	<b>DUI</b>	<b>Wrong Way</b>
<b>Total</b>	<b>23</b>	<b>16</b>	<b>11</b>	<b>28</b>	<b>5</b>	<b>2</b>	<b>0</b>	<b>3</b>	<b>2</b>	<b>0</b>	<b>0</b>	<b>0</b>	<b>1</b>	<b>0</b>	<b>0</b>
<b>Percent</b>	<b>58.97%</b>	<b>41.03%</b>	<b>28.21%</b>	<b>71.79%</b>	<b>12.82%</b>	<b>5.13%</b>	<b>0.00%</b>	<b>7.69%</b>	<b>5.13%</b>	<b>0.00%</b>	<b>0.00%</b>	<b>0.00%</b>	<b>2.56%</b>	<b>0.00%</b>	<b>0.00%</b>



**State of Florida Department of Transportation  
CRASH SUMMARY**

SECTION: 86120000 STATE ROUTE: 810  
 ROADWAY LIMITS: NA M.P. 5.067 TO 5.762 ENGINEER: AECOM  
 STUDY PERIOD: FROM 1/ 2015 TO 12/ 2015 COUNTY: Broward

No.	MILE POST	DATE	DAY	TIME	CRASH TYPE	FATAL	INJURIES	PROP DAM	DAY / NIGHT	WET / DRY	CONTRIBUTING CAUSE (VEHICLE ONLY)
1	5.079	03/01/15	Sun	1853	Rear-End	0	2	0	Night	Dry	Other Contributing Action
2	5.079	03/25/15	Wed	1454	Rear-End	0	1	0	Day	Dry	Followed too Closely
3	5.089	02/17/15	Tue	1100	Rear-End	0	1	0	Day	Dry	Followed too Closely
4	5.103	04/13/15	Mon	1720	Rear-End	0	0	1	Day	Dry	Careless or Negligent Manner
5	5.115	10/28/15	Wed	1210	Rear-End	0	0	1	Day	Wet	Improper Turn
6	5.115	11/16/15	Mon	1310	Rear-End	0	0	1	Day	Dry	#N/A
7	5.117	03/08/15	Sun	0847	Angle	0	1	0	Day	Dry	Improper Turn
8	5.117	08/03/15	Mon	0450	Angle	0	2	0	Night	Dry	Ran Red Light
9	5.117	08/04/15	Tue	1415	Sideswipe	0	0	1	Day	Dry	Improper Turn
10	5.117	10/12/15	Mon	0053	Rear-End	0	1	0	Night	Dry	Followed too Closely
11	5.155	12/30/15	Wed	1740	Rear-End	0	0	1	Day	Dry	Followed too Closely
12	5.213	04/29/15	Wed	1110	Rear-End	0	3	0	Day	Dry	Ran Red Light
13	5.232	05/05/15	Tue	1421	Angle	0	1	0	Day	Dry	#N/A
14	5.251	12/22/15	Tue	1728	Rear-End	0	0	1	Night	Dry	#N/A
15	5.269	06/25/15	Thu	1834	Sideswipe	0	1	0	Day	Dry	Swerved Or Avoided
16	5.299	03/24/15	Tue	1915	Rear-End	0	0	1	Day	Dry	Other Contributing Action
17	5.306	11/17/15	Tue	1756	Not Coded	0	0	1	Night	Dry	Failed To Keep In Proper Lane
18	5.308	03/25/15	Wed	1950	Rear-End	0	0	1	Night	Dry	Followed too Closely
19	5.394	02/01/15	Sun	1010	Angle	0	0	1	Day	Dry	Improper Passing
20	5.412	07/06/15	Mon	1545	Sideswipe	0	0	1	Day	Dry	Followed too Closely
21	5.506	01/09/15	Fri	1956	Rear-End	0	0	1	Day	Dry	#N/A
22	5.523	08/04/15	Tue	1226	Curb	0	1	0	Day	Dry	Ran Off Roadway
23	5.541	01/04/15	Sun	1832	Angle	0	0	1	Night	Dry	Other Contributing Action
24	5.617	07/28/15	Tue	1247	Sideswipe	0	0	1	Day	Dry	#N/A
25	5.636	04/21/15	Tue	1638	Rear-End	0	0	1	Day	Wet	Followed too Closely
26	5.655	10/27/15	Tue	1720	Rear-End	0	1	0	Day	Dry	Followed too Closely
27	5.684	04/25/15	Sat	1545	Rear-End	0	3	0	Day	Dry	#N/A
28	5.692	08/28/15	Fri	2138	Not Coded	0	1	0	Night	Dry	#N/A
29	5.693	06/04/15	Thu	1038	Rear-End	0	0	1	Day	Dry	Followed too Closely
30	5.706	02/09/15	Mon	2050	Angle	0	0	1	Night	Wet	Followed too Closely
31	5.708	05/07/15	Thu	0900	Rear-End	0	1	0	Day	Dry	Followed too Closely
32	5.712	01/28/15	Wed	2310	Head-On	0	2	0	Night	Dry	Ran Red Light
33	5.712	04/04/15	Sat	2042	Rear-End	0	0	1	Night	Dry	Followed too Closely
34	5.712	06/04/15	Thu	1452	Other Fixed Object	0	0	1	Day	Dry	#N/A
35	5.712	09/27/15	Sun	0300	Tree (Standing)	0	0	1	Night	Wet	Other Contributing Action
36	5.714	06/29/15	Mon	1819	Rear-End	0	1	0	Day	Wet	Followed too Closely
37	5.715	08/20/15	Thu	1950	Rear-End	0	1	0	Night	Dry	Careless or Negligent Manner
38	5.716	02/23/15	Mon	1156	Rear-End	0	0	1	Day	Dry	#N/A

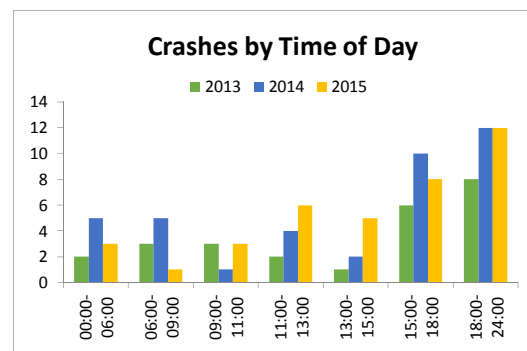
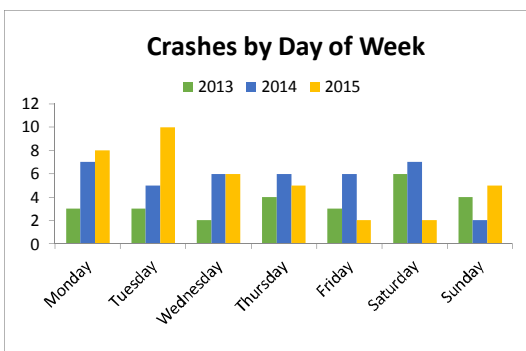
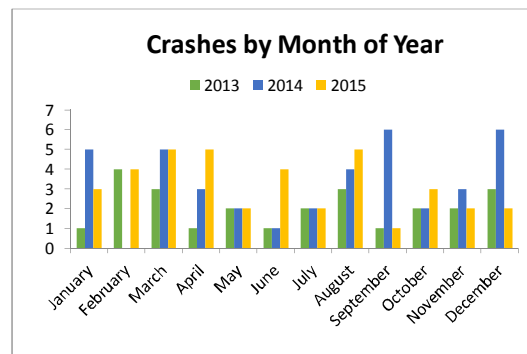
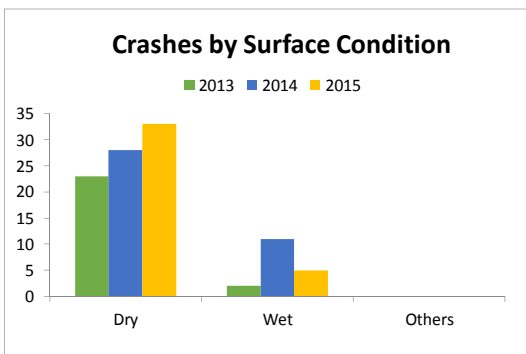
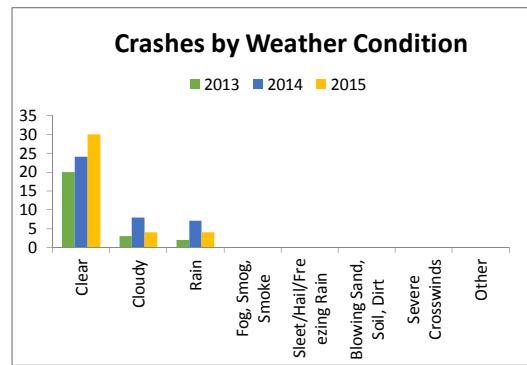
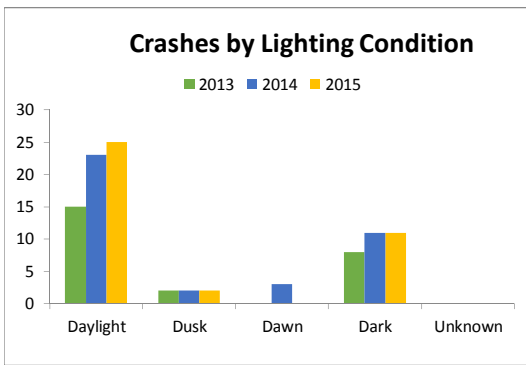
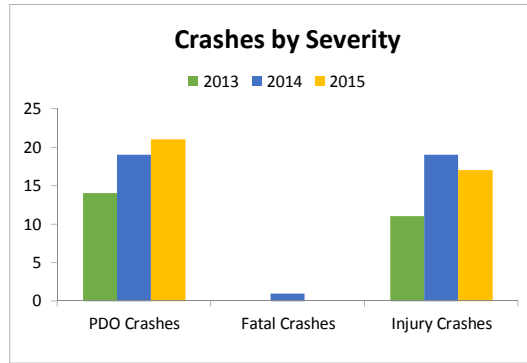
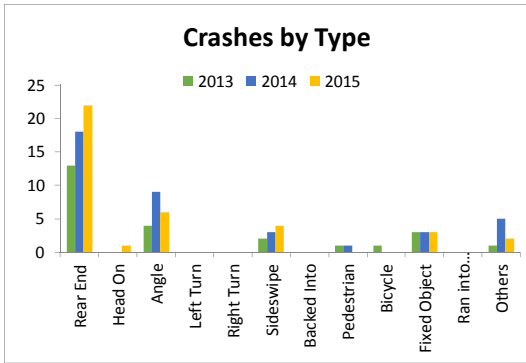
Total No.	Fatal	Injury	PDO	Rear-End	Head-On	Angle	Left-Turn	Right-Turn	Sideswipe	Backed Into	Ped/Bike	Parked Car	Fixed Object	Ran into Water	Other
38	0	17	21	22	1	6	0	0	4	0	0	0	3	0	2
Percent	0.00%	44.74%	55.26%	57.89%	2.63%	15.79%	0.00%	0.00%	10.53%	0.00%	0.00%	0.00%	7.89%	0.00%	5.26%
Contrib. Cause	Day	Night	Wet	Dry	Careless Driving	FTYRW	Improper Turn	Ran Red Light	Exceeded Speed	Improper Passing	Disreg Cntl Dev	Erratic/Aggress	Ran off Road	DUI	Wrong Way
Total	25	13	5	33	2	0	3	3	0	1	0	0	1	0	0
Percent	65.79%	34.21%	13.16%	86.84%	5.26%	0.00%	0	7.89%	0.00%	2.63%	0.00%	0.00%	2.63%	0.00%	0.00%





# CRASH HISTOGRAMS

## Hillsboro Boulevard (SR 810)





## CRASH STATISTICS

I-95 at Hillsboro Boulevard (SR 810)		Criteria	Number of Crashes			5 Year Total Crashes	Mean Crashes Per Year	%	
			Year						
			2013	2014	2015				
CRASH TYPE	Rear End	41	116	119	158	393	131	63.2%	
	Head On	42	0	1	1	2	1	0.3%	
	Angle	43	6	5	6	17	6	2.7%	
	Left Turn	44	0	0	0	0	0	0.0%	
	Right Turn	45	0	0	0	0	0	0.0%	
	Sideswipe	46	25	20	26	71	24	11.4%	
	Backed Into	47	0	0	0	0	0	0.0%	
	Pedestrian	10	0	0	0	0	0	0.0%	
	Bicycle	11	0	0	1	1	0	0.2%	
	<b>Fixed Object</b>	<b>19</b>	<b>39</b>	<b>24</b>	<b>19</b>	<b>26</b>	<b>69</b>	<b>23</b>	<b>11.1%</b>
	Impact Attenuator/Crash Cushion	19	0	0	0	0	0	0	0.0%
	Bridge Overhead Structure	20	1	0	0	1	0	0.2%	
	Bridge Pier or Support	21	0	0	0	0	0	0.0%	
	Bridge Rail	22	0	0	0	0	0	0.0%	
	Culvert	23	0	0	0	0	0	0.0%	
	Curb	24	0	0	0	0	0	0.0%	
	Ditch	25	1	0	0	1	0	0.2%	
	Embankment	26	1	0	0	1	0	0.2%	
	Guardrail Face	27	4	5	2	11	4	1.8%	
	Guardrail End	28	1	0	1	2	1	0.3%	
	Cable Barrier	29	0	0	0	0	0	0.0%	
	Concrete Traffic Barrier	30	7	6	14	27	9	4.3%	
	Other Traffic Barrier	31	0	1	0	1	0	0.2%	
	Tree (Standing)	32	3	2	2	7	2	1.1%	
	Utility Pole/Light Support	33	6	3	4	13	4	2.1%	
	Traffic Sign Support	34	0	1	2	3	1	0.5%	
	Traffic Signal Support	35	0	0	0	0	0	0.0%	
	Other Post, Pole Or Support	36	0	0	1	1	0	0.2%	
	Fence	37	0	1	0	1	0	0.2%	
	Mailbox	38	0	0	0	0	0	0.0%	
	Other Fixed Object	39	0	0	0	0	0	0.0%	
	<b>Other Non Fixed Object Collisions</b>	<b>12</b>	<b>18</b>	<b>4</b>	<b>8</b>	<b>5</b>	<b>17</b>	<b>6</b>	<b>2.7%</b>
	Railway Vehicle (Train, Engine)	12	0	0	0	0	0	0.0%	
	Animal	13	1	0	0	1	0	0.2%	
	Motor Vehicle in Transport	14	0	0	0	0	0	0.0%	
	Parked Motor Vehicle	15	0	0	1	1	0	0.2%	
	Work Zone/Maintenance Equip.	16	0	0	0	0	0	0.0%	
	Struck by Falling/Shifting Cargo	17	1	3	3	7	2	1.1%	
	Other Non-Fixed Object	18	2	5	1	8	3	1.3%	
	<b>Non-Collisions</b>	<b>1</b>	<b>9</b>	<b>15</b>	<b>16</b>	<b>21</b>	<b>52</b>	<b>17</b>	<b>8.4%</b>
	Overturn/Rollover	1	5	4	11	20	7	3.2%	
	Fire/Explosion	2	0	0	1	1	0	0.2%	
	Immersion	3	0	0	0	0	0	0.0%	
	Jackknife	4	0	1	0	1	0	0.2%	
	Cargo/Equipment Loss or Shift	5	0	0	0	0	0	0.0%	
	Fell/Jumped from Motor Vehicle	6	0	0	0	0	0	0.0%	
	Thrown or Falling Object	7	0	0	0	0	0	0.0%	
Ran into Water/Canal	8	1	0	0	1	0	0.2%		
Other Non-Collision	9	0	0	0	0	0	0.0%		
<b>Others</b>			9	11	9	29	10	4.7%	
<b>Total Crashes</b>			<b>190</b>	<b>188</b>	<b>244</b>	<b>622</b>	<b>207</b>	<b>100.0%</b>	
SEVERITY	PDO Crashes		113	122	151	386	129	62.1%	
	Fatal Crashes	0	1	0	1	2	1	0.3%	
	Injury Crashes	0	76	66	92	234	78	37.6%	
LIGHTING CONDITIONS	Daylight	1	133	129	183	445	148	71.5%	
	Dusk	2	4	7	7	18	6	2.9%	
	Dawn	3	1	3	3	7	2	1.1%	
	Dark	4	6	52	49	152	51	24.4%	
	Unknown			0	0	0	0	0.0%	



## CRASH STATISTICS

I-95 at Hillsboro Boulevard (SR 810)		Criteria	Number of Crashes			5 Year Total Crashes	Mean Crashes Per Year	%	
			Year						
			2013	2014	2015				
SURFACE CONDITIONS	Dry	1		134	143	180	457	152	73.5%
	Wet	2		56	45	64	165	55	26.5%
	Others			0	0	0	0	0	0.0%
MONTH OF YEAR	January	1		18	17	22	57	19	9.2%
	February	2		15	15	12	42	14	6.8%
	March	3		22	14	8	44	15	7.1%
	April	4		14	13	23	50	17	8.0%
	May	5		17	19	16	52	17	8.4%
	June	6		11	10	24	45	15	7.2%
	July	7		17	22	27	66	22	10.6%
	August	8		8	11	25	44	15	7.1%
	September	9		17	16	28	61	20	9.8%
	October	10		18	13	16	47	16	7.6%
	November	11		24	20	21	65	22	10.5%
	December	12		9	18	22	49	16	7.9%
DAY OF WEEK	Monday	1		32	27	41	100	33	16.1%
	Tuesday	2		29	31	55	115	38	18.5%
	Wednesday	3		26	50	31	107	36	17.2%
	Thursday	4		18	30	31	79	26	12.7%
	Friday	5		45	24	35	104	35	16.7%
	Saturday	6		23	15	28	66	22	10.6%
	Sunday	7		17	11	23	51	17	8.2%
HOUR OF DAY	00:00-06:00	0	600	20	20	22	62	21	10.0%
	06:00-09:00	600	900	44	31	53	128	43	20.6%
	09:00-11:00	900	1100	11	11	14	36	12	5.8%
	11:00-13:00	1100	1300	10	11	11	32	11	5.1%
	13:00-15:00	1300	1500	13	21	35	69	23	11.1%
	15:00-18:00	1500	1800	51	51	68	170	57	27.3%
	18:00-24:00	1800	2400	41	43	41	125	42	20.1%
CONTRIBUTING CAUSES (VEHICLE ONLY)	No Contributing Action	1		19	22	23	64	21	10.3%
	Careless or Negligent Manner	2		89	96	134	319	106	51.3%
	Failed to Yield Right-Of-Way	3		1	1	3	5	2	0.8%
	Improper Backing	4		0	0	0	0	0	0.0%
	Improper Turn	6		0	0	1	1	0	0.2%
	Followed too Closely	10		1	4	1	6	2	1.0%
	Ran Red Light	11		0	0	0	0	0	0.0%
	Drove too Fast for Conditions	12		9	8	15	32	11	5.1%
	Ran Stop Sign	13		0	0	0	0	0	0.0%
	Improper Passing	15		3	2	1	6	2	1.0%
	Exceed Posted Speed	17		0	0	0	0	0	0.0%
	Wrong Side or Wrong Way	21		0	1	0	1	0	0.2%
	Failed To Keep In Proper Lane	25		3	3	2	8	3	1.3%
	Ran Off Roadway	26		1	0	0	1	0	0.2%
	Disregarded Other Traffic Sign	27		0	0	0	0	0	0.0%
	Disregarded other Road Markings	28		0	0	0	0	0	0.0%
	Over-Correcting/Over-Steering	29		3	3	4	10	3	1.6%
	Swerved Or Avoided	30		2	2	3	7	2	1.1%
Erratic, Reckless or Aggressive	31		0	0	0	0	0	0.0%	
Other Contributing Action			59	46	57	162	54	26.0%	
WEATHER CONDITIONS	Clear	1		120	119	148	387	129	62.2%
	Cloudy	2		43	49	60	152	51	24.4%
	Rain	3		27	20	36	83	28	13.3%
	Fog, Smog, Smoke	4		0	0	0	0	0	0.0%
	Sleet/Hail/Freezing Rain	5		0	0	0	0	0	0.0%
	Blowing Sand, Soil, Dirt	6		0	0	0	0	0	0.0%
	Severe Crosswinds	7		0	0	0	0	0	0.0%
	Other			0	0	0	0	0	0.0%



**State of Florida Department of Transportation  
CRASH SUMMARY**

SECTION: 8607000 STATE ROUTE: 9  
 ROADWAY LIMITS: NA M.P. 24.150 TO 25.317 ENGINEER: AECOM  
 STUDY PERIOD: FROM 1/ 2013 TO 12/ 2013 COUNTY: Broward

No.	MILE POST	DATE	DAY	TIME	CRASH TYPE	FATAL	INJURIES	PROP DAM	DAY / NIGHT	WET / DRY	CONTRIBUTING CAUSE (VEHICLE ONLY)
1	24.183	04/01/13	Mon	0659	Angle	0	1	0	Day	Dry	No Contributing Action
2	24.183	05/03/13	Fri	1709	Sideswipe	0	0	1	Day	Wet	Careless or Negligent Manner
3	24.183	05/31/13	Fri	1522	Rear-End	0	0	1	Day	Wet	Careless or Negligent Manner
4	24.183	10/01/13	Tue	1319	Sideswipe	0	0	1	Day	Dry	Careless or Negligent Manner
5	24.183	09/25/13	Wed	1549	Overturn/Rollover	0	1	0	Day	Dry	Swerved Or Avoided
6	24.219	06/15/13	Sat	1626	Concrete Traffic Barrier	0	1	0	Day	Dry	No Contributing Action
7	24.240	01/10/13	Thu	0715	Rear-End	0	1	0	Day	Dry	Other Contributing Action
8	24.240	07/26/13	Fri	1920	Rear-End	0	0	1	Night	Wet	Careless or Negligent Manner
9	24.240	09/30/13	Mon	0726	Rear-End	0	0	1	Day	Dry	Other Contributing Action
10	24.269	03/03/13	Sun	0021	Angle	0	0	1	Night	Dry	#N/A
11	24.319	03/03/13	Sun	0018	Rear-End	0	3	0	Night	Dry	Careless or Negligent Manner
12	24.319	03/03/13	Sun	0017	Rear-End	0	1	0	Night	Dry	#N/A
13	24.319	10/07/13	Mon	2100	Bridge Overhead Structure	0	0	1	Night	Wet	Careless or Negligent Manner
14	24.335	09/20/13	Fri	0836	Rear-End	0	0	1	Day	Dry	Other Contributing Action
15	24.335	11/08/13	Fri	0808	Rear-End	0	0	1	Day	Dry	Other Contributing Action
16	24.369	02/06/13	Wed	0230	Tree (Standing)	0	0	1	Night	Dry	Other Contributing Action
17	24.369	01/17/13	Thu	1540	Rear-End	0	0	1	Day	Wet	Careless or Negligent Manner
18	24.369	02/09/13	Sat	2120	Sideswipe	0	2	0	Night	Dry	Careless or Negligent Manner
19	24.369	02/16/13	Sat	0441	Sideswipe	0	0	1	Night	Wet	Careless or Negligent Manner
20	24.369	02/22/13	Fri	0026	Concrete Traffic Barrier	0	0	1	Night	Dry	Other Contributing Action
21	24.369	04/09/13	Tue	0848	Rear-End	0	0	1	Day	Dry	Other Contributing Action
22	24.369	08/21/13	Wed	1641	Sideswipe	0	0	1	Day	Wet	Failed To Keep In Proper Lane
23	24.369	05/08/13	Wed	1743	Rear-End	0	1	0	Day	Dry	No Contributing Action
24	24.369	07/26/13	Fri	1858	Rear-End	0	0	1	Day	Wet	Careless or Negligent Manner
25	24.369	05/18/13	Sat	1015	Sideswipe	0	4	0	Day	Wet	Other Contributing Action
26	24.369	05/21/13	Tue	0932	Sideswipe	0	1	0	Day	Wet	Other Contributing Action
27	24.369	05/31/13	Fri	0204	Concrete Traffic Barrier	0	0	1	Night	Wet	#N/A
28	24.369	09/13/13	Fri	0410	Animal	0	0	1	Night	Dry	Other Contributing Action
29	24.369	07/15/13	Mon	2002	Not Coded	0	1	0	Night	Dry	Careless or Negligent Manner
30	24.369	10/01/13	Tue	0914	Rear-End	0	0	1	Day	Dry	#N/A
31	24.369	11/08/13	Fri	1944	Rear-End	0	2	0	Night	Wet	#N/A
32	24.369	10/04/13	Fri	0745	Rear-End	0	1	0	Day	Dry	Careless or Negligent Manner
33	24.369	09/13/13	Fri	1710	Not Coded	0	0	1	Day	Dry	Other Contributing Action
34	24.369	10/04/13	Fri	0900	Rear-End	0	1	0	Day	Dry	Careless or Negligent Manner
35	24.369	10/20/13	Sun	1232	Rear-End	0	1	0	Day	Dry	Careless or Negligent Manner
36	24.369	10/11/13	Fri	1723	Not Coded	0	0	1	Day	Dry	Careless or Negligent Manner
37	24.369	10/29/13	Tue	1850	Rear-End	0	1	0	Night	Dry	Careless or Negligent Manner
38	24.369	11/04/13	Mon	1927	Sideswipe	0	0	1	Night	Dry	Other Contributing Action
39	24.369	11/25/13	Mon	1805	Rear-End	0	0	1	Night	Wet	Careless or Negligent Manner
40	24.369	12/22/13	Sun	1411	Concrete Traffic Barrier	0	1	0	Day	Dry	No Contributing Action
41	24.392	01/02/13	Wed	2203	Sideswipe	3	1	0	Night	Dry	Other Contributing Action
42	24.392	07/09/13	Tue	0845	Rear-End	0	0	1	Day	Wet	Other Contributing Action
43	24.400	02/15/13	Fri	2136	Not Coded	0	0	1	Night	Wet	Careless or Negligent Manner
44	24.430	01/15/13	Tue	0730	Rear-End	0	1	0	Day	Dry	#N/A
45	24.430	03/14/13	Thu	1800	Rear-End	0	1	0	Day	Dry	#N/A
46	24.430	04/23/13	Tue	0800	Rear-End	0	0	1	Day	Dry	Other Contributing Action
47	24.430	05/23/13	Thu	0735	Rear-End	0	0	1	Day	Dry	Other Contributing Action
48	24.430	09/25/13	Wed	0643	Rear-End	0	0	1	Day	Dry	#N/A
49	24.430	11/09/13	Sat	0714	Concrete Traffic Barrier	0	0	1	Day	Wet	Other Contributing Action
50	24.430	11/09/13	Sat	0714	Rear-End	0	0	1	Day	Wet	Other Contributing Action
51	24.430	11/09/13	Sat	0450	Rear-End	0	0	1	Night	Wet	Careless or Negligent Manner
52	24.449	03/20/13	Wed	0803	Rear-End	0	0	1	Day	Dry	Other Contributing Action
53	24.467	03/26/13	Tue	0739	Rear-End	0	0	1	Day	Dry	Other Contributing Action
54	24.489	01/17/13	Thu	0800	Sideswipe	0	0	1	Day	Wet	Careless or Negligent Manner
55	24.519	01/19/13	Sat	2125	Sideswipe	0	0	1	Night	Wet	Careless or Negligent Manner
56	24.519	03/05/13	Tue	1520	Rear-End	0	0	1	Day	Dry	No Contributing Action
57	24.519	10/29/13	Tue	0615	Rear-End	0	0	1	Night	Dry	Careless or Negligent Manner
58	24.519	11/08/13	Fri	1933	Rear-End	0	0	1	Night	Wet	Drove too Fast for Conditions
59	24.524	11/08/13	Fri	0800	Rear-End	0	0	1	Day	Dry	Careless or Negligent Manner
60	24.524	04/03/13	Wed	1753	Not Coded	0	1	0	Day	Dry	Other Contributing Action
61	24.524	03/13/13	Wed	1658	Rear-End	0	1	0	Day	Dry	Careless or Negligent Manner
62	24.524	12/02/13	Mon	1908	Rear-End	0	2	0	Night	Dry	Careless or Negligent Manner
63	24.524	11/15/13	Fri	2108	Sideswipe	0	0	1	Night	Dry	Failed To Keep In Proper Lane
64	24.543	01/03/13	Thu	1834	Rear-End	0	0	1	Night	Dry	Careless or Negligent Manner
65	24.543	05/02/13	Thu	0655	Overturn/Rollover	0	1	0	Day	Dry	Over-Correcting/Over-Steering
66	24.562	02/15/13	Fri	0804	Sideswipe	0	0	1	Day	Wet	Improper Passing
67	24.562	01/23/13	Wed	1843	Rear-End	0	2	0	Night	Dry	Careless or Negligent Manner
68	24.562	02/20/13	Wed	1522	Rear-End	0	0	1	Day	Dry	Careless or Negligent Manner
69	24.562	08/18/13	Sun	2231	Rear-End	0	2	0	Night	Dry	Careless or Negligent Manner
70	24.562	10/22/13	Tue	1839	Rear-End	0	0	1	Day	Dry	Careless or Negligent Manner
71	24.562	11/05/13	Tue	0742	Rear-End	0	2	0	Day	Dry	Careless or Negligent Manner
72	24.600	01/30/13	Wed	0743	Rear-End	0	0	1	Day	Dry	Other Contributing Action
73	24.600	09/23/13	Mon	0515	Not Coded	0	0	1	Night	Dry	#N/A
74	24.600	10/18/13	Fri	1631	Rear-End	0	1	0	Day	Dry	Careless or Negligent Manner
75	24.671	09/02/13	Mon	1514	Rear-End	0	2	0	Day	Wet	Careless or Negligent Manner



**State of Florida Department of Transportation  
CRASH SUMMARY**

SECTION: 86070000 STATE ROUTE: 9  
 ROADWAY LIMITS: NA M.P. 24.150 TO 25.317 ENGINEER: AECOM  
 STUDY PERIOD: FROM 1/ 2013 TO 12/ 2013 COUNTY: Broward

No.	MILE POST	DATE	DAY	TIME	CRASH TYPE	FATAL	INJURIES	PROP DAM	DAY / NIGHT	WET / DRY	CONTRIBUTING CAUSE (VEHICLE ONLY)
76	24.681	02/18/13	Mon	1543	Rear-End	0	1	0	Day	Dry	Careless or Negligent Manner
77	24.681	07/28/13	Sun	1202	Angle	0	1	0	Day	Wet	Other Contributing Action
78	24.683	11/14/13	Thu	2130	Angle	0	0	1	Night	Dry	Failed to Yield Right-Of-Way
79	24.690	12/19/13	Thu	0815	Rear-End	0	2	0	Day	Dry	Careless or Negligent Manner
80	24.690	04/23/13	Tue	0859	Sideswipe	0	1	0	Day	Dry	Failed To Keep In Proper Lane
81	24.690	06/27/13	Thu	1750	Rear-End	0	1	0	Day	Dry	Careless or Negligent Manner
82	24.700	05/08/13	Wed	0800	Rear-End	0	1	0	Day	Dry	Other Contributing Action
83	24.700	07/17/13	Wed	1650	Rear-End	0	3	0	Day	Wet	Careless or Negligent Manner
84	24.700	07/14/13	Sun	2054	Not Coded	0	0	1	Night	Wet	Careless or Negligent Manner
85	24.711	11/30/13	Sat	1230	Sideswipe	0	0	1	Day	Wet	Careless or Negligent Manner
86	24.719	02/14/13	Thu	1804	Rear-End	0	1	0	Night	Wet	Careless or Negligent Manner
87	24.719	04/24/13	Wed	1812	Rear-End	0	0	1	Day	Dry	Other Contributing Action
88	24.719	12/23/13	Mon	1825	Rear-End	0	0	1	Night	Dry	Careless or Negligent Manner
89	24.757	01/25/13	Fri	0906	Rear-End	0	0	1	Day	Dry	Other Contributing Action
90	24.757	02/15/13	Fri	1328	Rear-End	0	0	1	Day	Wet	Other Contributing Action
91	24.757	04/23/13	Tue	1634	Rear-End	0	0	1	Day	Dry	Other Contributing Action
92	24.757	10/21/13	Mon	1215	Other Non-Fixed Object	0	0	1	Day	Dry	No Contributing Action
93	24.757	10/21/13	Mon	1215	Other Non-Fixed Object	0	0	1	Day	Dry	No Contributing Action
94	24.762	01/08/13	Tue	1627	Not Coded	0	1	0	Day	Dry	Careless or Negligent Manner
95	24.762	03/18/13	Mon	1828	Rear-End	0	1	0	Night	Wet	No Contributing Action
96	24.762	08/15/13	Thu	0835	Rear-End	0	1	0	Day	Wet	Careless or Negligent Manner
97	24.762	05/25/13	Sat	2324	Rear-End	0	1	0	Night	Dry	#N/A
98	24.762	09/30/13	Mon	1754	Rear-End	0	0	1	Day	Dry	Careless or Negligent Manner
99	24.792	04/05/13	Fri	0750	Rear-End	0	0	1	Day	Wet	Careless or Negligent Manner
100	24.814	03/20/13	Wed	0809	Rear-End	0	0	1	Day	Dry	Other Contributing Action
101	24.851	03/06/13	Wed	0740	Rear-End	0	1	0	Day	Dry	Other Contributing Action
102	24.851	06/07/13	Fri	1517	Rear-End	0	0	1	Day	Wet	Careless or Negligent Manner
103	24.851	05/16/13	Thu	1705	Rear-End	0	0	1	Day	Dry	Careless or Negligent Manner
104	24.851	06/26/13	Wed	0719	Rear-End	0	0	1	Day	Wet	Other Contributing Action
105	24.862	03/22/13	Fri	1630	Rear-End	0	0	1	Day	Dry	Careless or Negligent Manner
106	24.862	01/11/13	Fri	0155	Rear-End	0	0	1	Night	Dry	No Contributing Action
107	24.862	02/12/13	Tue	1907	Rear-End	0	4	0	Night	Dry	Careless or Negligent Manner
108	24.862	03/29/13	Fri	1820	Rear-End	0	2	0	Day	Dry	Careless or Negligent Manner
109	24.862	08/26/13	Mon	1453	Rear-End	0	2	0	Day	Wet	Careless or Negligent Manner
110	24.870	02/19/13	Tue	0740	Rear-End	0	0	1	Day	Dry	Other Contributing Action
111	24.874	03/29/13	Fri	1616	Sideswipe	0	0	1	Day	Dry	Careless or Negligent Manner
112	24.874	07/24/13	Wed	1723	Rear-End	0	1	0	Day	Dry	Careless or Negligent Manner
113	24.889	03/12/13	Tue	0821	Rear-End	0	0	1	Day	Dry	Other Contributing Action
114	24.908	07/28/13	Sun	1227	Rear-End	0	0	1	Day	Wet	Other Contributing Action
115	24.912	01/26/13	Sat	2219	Embankment	0	0	1	Night	Dry	#N/A
116	24.912	02/25/13	Mon	1803	Rear-End	0	3	0	Night	Dry	Careless or Negligent Manner
117	24.912	01/12/13	Sat	1330	Sideswipe	0	0	1	Day	Dry	Improper Passing
118	24.912	05/21/13	Tue	1450	Rear-End	0	0	1	Day	Dry	Careless or Negligent Manner
119	24.912	03/31/13	Sun	1222	Rear-End	0	0	1	Day	Dry	Other Contributing Action
120	24.912	03/01/13	Fri	1455	Rear-End	0	0	1	Day	Dry	Careless or Negligent Manner
121	24.912	04/16/13	Tue	1632	Rear-End	0	0	1	Day	Dry	Careless or Negligent Manner
122	24.912	05/06/13	Mon	0102	Sideswipe	0	0	1	Night	Dry	Other Contributing Action
123	24.912	05/02/13	Thu	1915	Struck by Falling/Shifting Cargo	0	0	1	Day	Wet	No Contributing Action
124	24.912	07/14/13	Sun	2159	Ditch	0	2	0	Night	Wet	No Contributing Action
125	24.912	06/28/13	Fri	1559	Rear-End	0	0	1	Day	Dry	Careless or Negligent Manner
126	24.912	05/17/13	Fri	1713	Rear-End	0	0	1	Day	Dry	Careless or Negligent Manner
127	24.912	07/23/13	Tue	0931	Utility Pole/Light Support	0	1	0	Day	Dry	Other Contributing Action
128	24.912	07/26/13	Fri	1701	Rear-End	0	1	0	Day	Dry	Careless or Negligent Manner
129	24.912	09/23/13	Mon	1821	Rear-End	0	0	1	Day	Wet	Careless or Negligent Manner
130	24.912	09/10/13	Tue	1655	Rear-End	0	0	1	Day	Dry	Careless or Negligent Manner
131	24.912	09/22/13	Sun	1333	Concrete Traffic Barrier	0	0	1	Day	Dry	No Contributing Action
132	24.912	11/15/13	Fri	1214	Rear-End	0	2	0	Day	Dry	Careless or Negligent Manner
133	24.912	11/23/13	Sat	2210	Sideswipe	0	0	1	Night	Dry	No Contributing Action
134	24.912	10/22/13	Tue	0743	Rear-End	0	0	1	Day	Dry	Careless or Negligent Manner
135	24.912	11/18/13	Mon	1713	Rear-End	0	0	1	Day	Dry	Careless or Negligent Manner
136	24.912	11/07/13	Thu	1650	Rear-End	0	0	1	Day	Dry	Careless or Negligent Manner
137	24.912	12/09/13	Mon	1717	Rear-End	0	2	0	Day	Dry	Careless or Negligent Manner
138	24.912	12/10/13	Tue	1555	Rear-End	0	1	0	Day	Dry	Careless or Negligent Manner
139	24.912	12/16/13	Mon	0629	Rear-End	0	0	1	Night	Dry	Careless or Negligent Manner
140	24.946	01/10/13	Thu	0852	Rear-End	0	1	0	Day	Dry	Over-Correcting/Over-Steering
141	24.946	03/22/13	Fri	0801	Rear-End	0	0	1	Day	Dry	Other Contributing Action
142	24.946	09/27/13	Fri	1046	Rear-End	0	0	1	Day	Dry	#N/A
143	24.962	01/12/13	Sat	0218	Rear-End	0	4	0	Night	Dry	Careless or Negligent Manner
144	24.962	11/04/13	Mon	0912	Sideswipe	0	0	1	Day	Dry	No Contributing Action
145	24.994	01/21/13	Mon	1248	Rear-End	0	0	1	Day	Dry	Improper Passing
146	24.999	09/23/13	Mon	1710	Angle	0	5	0	Day	Wet	Drove too Fast for Conditions
147	25.013	06/07/13	Fri	2258	Angle	0	0	1	Night	Wet	Swerved Or Avoided
148	25.041	11/12/13	Tue	0843	Rear-End	0	0	1	Day	Dry	Other Contributing Action
149	25.092	11/16/13	Sat	1720	Rear-End	0	0	1	Night	Dry	No Contributing Action
150	25.135	10/12/13	Sat	0433	Sideswipe	0	0	1	Night	Dry	#N/A
151	25.135	12/20/13	Fri	1540	Rear-End	0	1	0	Day	Dry	Followed too Closely
152	25.162	11/22/13	Fri	1900	Rear-End	0	0	1	Night	Dry	Careless or Negligent Manner
153	25.162	03/13/13	Wed	0740	Rear-End	0	0	1	Day	Dry	Drove too Fast for Conditions
154	25.162	06/26/13	Wed	0725	Rear-End	0	1	0	Day	Wet	Drove too Fast for Conditions

**State of Florida Department of Transportation  
CRASH SUMMARY**

SECTION: **86070000** STATE ROUTE: **9**  
 ROADWAY LIMITS: **NA** M.P. **24.150** TO **25.317** ENGINEER: **AECOM**  
 STUDY PERIOD: FROM **1/ 2013** TO **12/ 2013** COUNTY: **Broward**

No.	MILE POST	DATE	DAY	TIME	CRASH TYPE			FATAL	INJURIES	PROP DAM	DAY / NIGHT	WET / DRY	CONTRIBUTING CAUSE (VEHICLE ONLY)		
155	25.162	02/14/13	Thu	1414	Rear-End			0	0	1	Day	Dry	Careless or Negligent Manner		
156	25.162	04/02/13	Tue	0028	Rear-End			0	0	1	Night	Dry	Other Contributing Action		
157	25.162	02/20/13	Wed	0753	Sideswipe			0	1	0	Day	Dry	Other Contributing Action		
158	25.162	04/03/13	Wed	1735	Rear-End			0	0	1	Day	Dry	Careless or Negligent Manner		
159	25.162	07/31/13	Wed	1704	Not Coded			0	2	0	Day	Dry	Careless or Negligent Manner		
160	25.162	08/05/13	Mon	1632	Rear-End			0	0	1	Day	Dry	Careless or Negligent Manner		
161	25.162	10/07/13	Mon	1700	Rear-End			0	1	0	Day	Wet	Careless or Negligent Manner		
162	0.317	07/06/13	Sat	1740	Utility Pole/Light Support			0	0	1	Day	Wet	No Contributing Action		
163	0.332	03/18/13	Mon	2228	Utility Pole/Light Support			0	1	0	Night	Wet	Careless or Negligent Manner		
164	0.351	04/27/13	Sat	0624	Sideswipe			0	2	0	Day	Dry	Careless or Negligent Manner		
165	0.386	04/12/13	Fri	1648	Rear-End			0	0	1	Day	Dry	Careless or Negligent Manner		
166	0.388	12/13/13	Fri	2337	Utility Pole/Light Support			0	0	1	Night	Dry	#N/A		
167	0.009	05/03/13	Fri	1606	Rear-End			0	1	0	Day	Wet	No Contributing Action		
168	0.038	07/12/13	Fri	0238	Tree (Standing)			0	2	0	Night	Dry	Careless or Negligent Manner		
169	0.200	07/07/13	Sun	0432	Overturn/Rollover			0	1	0	Night	Wet	No Contributing Action		
170	0.230	04/12/13	Fri	1413	Sideswipe			0	0	1	Day	Dry	#N/A		
171	0.004	08/24/13	Sat	0101	Rear-End			0	1	0	Night	Dry	Careless or Negligent Manner		
172	0.009	09/06/13	Fri	0838	Rear-End			0	0	1	Day	Dry	Other Contributing Action		
173	0.009	11/07/13	Thu	2320	Rear-End			0	0	1	Night	Dry	Careless or Negligent Manner		
174	0.015	10/29/13	Tue	1115	Rear-End			0	1	0	Day	Dry	Careless or Negligent Manner		
175	0.095	05/20/13	Mon	1635	Ran into Water/Canal			0	0	1	Day	Wet	#N/A		
176	0.134	09/01/13	Sun	1356	Guardrail Face			0	1	0	Day	Wet	Drove too Fast for Conditions		
177	0.095	06/08/13	Sat	0924	Concrete Traffic Barrier			0	1	0	Day	Wet	Drove too Fast for Conditions		
178	0.205	06/01/13	Sat	0925	Overturn/Rollover			0	0	1	Day	Wet	Drove too Fast for Conditions		
179	0.000	01/09/13	Wed	1411	Sideswipe			0	1	0	Day	Dry	No Contributing Action		
180	0.000	06/03/13	Mon	1027	Guardrail Face			0	0	1	Day	Wet	Drove too Fast for Conditions		
181	0.076	03/18/13	Mon	0414	Guardrail Face			0	1	0	Night	Dry	Careless or Negligent Manner		
182	0.152	09/15/13	Sun	1652	Utility Pole/Light Support			0	0	1	Day	Wet	Careless or Negligent Manner		
183	0.168	11/10/13	Sun	1500	Overturn/Rollover			0	1	0	Day	Dry	Ran Off Roadway		
184	0.281	11/03/13	Sun	1413	Tree (Standing)			0	1	0	Day	Dry	Careless or Negligent Manner		
185	0.335	03/04/13	Mon	1525	Rear-End			0	2	0	Day	Dry	Careless or Negligent Manner		
186	0.351	08/31/13	Sat	0434	Rear-End			0	0	1	Night	Dry	Careless or Negligent Manner		
187	0.355	10/11/13	Fri	1611	Rear-End			0	0	1	Day	Dry	Careless or Negligent Manner		
188	0.357	06/01/13	Sat	0807	Guardrail End			0	0	1	Day	Wet	Drove too Fast for Conditions		
189	0.000	07/17/13	Wed	1500	Guardrail Face			0	0	1	Day	Wet	Over-Correcting/Over-Steering		
190	0.289	08/20/13	Tue	2330	Utility Pole/Light Support			0	1	0	Night	Wet	Other Contributing Action		
<b>Total No.</b>	<b>Fatal</b>	<b>Injury</b>	<b>PDO</b>	<b>Rear-End</b>	<b>Head-On</b>	<b>Angle</b>	<b>Left-Turn</b>	<b>Right-Turn</b>	<b>Sideswipe</b>	<b>Backed Into</b>	<b>Ped/Bike</b>	<b>Parked Car</b>	<b>Fixed Object</b>	<b>Ran into Water</b>	<b>Other</b>
<b>190</b>	<b>1</b>	<b>76</b>	<b>114</b>	<b>116</b>	<b>0</b>	<b>6</b>	<b>0</b>	<b>0</b>	<b>25</b>	<b>0</b>	<b>0</b>	<b>0</b>	<b>24</b>	<b>1</b>	<b>18</b>
<b>Percent</b>	<b>0.53%</b>	<b>40.00%</b>	<b>60.00%</b>	<b>61.05%</b>	<b>0.00%</b>	<b>3.16%</b>	<b>0.00%</b>	<b>0.00%</b>	<b>13.16%</b>	<b>0.00%</b>	<b>0.00%</b>	<b>0.00%</b>	<b>12.63%</b>	<b>0.53%</b>	<b>9.47%</b>
<b>Contrib. Cause</b>	<b>Day</b>	<b>Night</b>	<b>Wet</b>	<b>Dry</b>	<b>Careless Driving</b>	<b>FTYRW</b>	<b>Improper Turn</b>	<b>Ran Red Light</b>	<b>Exceeded Speed</b>	<b>Improper Passing</b>	<b>Disreg Cntl Dev</b>	<b>Erratic/Aggress</b>	<b>Ran off Road</b>	<b>DUI</b>	<b>Wrong Way</b>
<b>Total</b>	<b>133</b>	<b>57</b>	<b>56</b>	<b>134</b>	<b>89</b>	<b>1</b>	<b>0</b>	<b>0</b>	<b>9</b>	<b>3</b>	<b>0</b>	<b>0</b>	<b>1</b>	<b>7</b>	<b>0</b>
<b>Percent</b>	<b>70.00%</b>	<b>30.00%</b>	<b>29.47%</b>	<b>70.53%</b>	<b>46.84%</b>	<b>0.53%</b>	<b>0.00%</b>	<b>0.00%</b>	<b>4.74%</b>	<b>1.58%</b>	<b>0.00%</b>	<b>0.00%</b>	<b>0.53%</b>	<b>3.68%</b>	<b>0.00%</b>



**State of Florida Department of Transportation  
CRASH SUMMARY**

SECTION: 8607000 STATE ROUTE: 9  
 ROADWAY LIMITS: NA M.P. 24.150 TO 25.317 ENGINEER: AECOM  
 STUDY PERIOD: FROM 1/ 2014 TO 12/ 2014 COUNTY: Broward

No.	MILE POST	DATE	DAY	TIME	CRASH TYPE	FATAL	INJURIES	PROP DAM	DAY / NIGHT	WET / DRY	CONTRIBUTING CAUSE (VEHICLE ONLY)
1	24.183	03/29/14	Sat	1943	Rear-End	0	0	1	Night	Wet	#N/A
2	24.183	05/23/14	Fri	1739	Rear-End	0	0	1	Day	Dry	#N/A
3	24.183	10/16/14	Thu	1601	Rear-End	0	1	0	Day	Dry	Careless or Negligent Manner
4	24.183	11/17/14	Mon	1813	Rear-End	0	1	0	Night	Dry	Careless or Negligent Manner
5	24.183	12/09/14	Tue	1814	Rear-End	0	0	1	Night	Dry	Careless or Negligent Manner
6	24.183	12/15/14	Mon	1811	Rear-End	0	1	0	Night	Dry	#N/A
7	24.183	12/10/14	Wed	1530	Rear-End	0	0	1	Day	Dry	Careless or Negligent Manner
8	24.219	01/29/14	Wed	0210	Fence	0	1	0	Night	Dry	Other Contributing Action
9	24.219	06/11/14	Wed	0756	Rear-End	0	1	0	Day	Dry	No Contributing Action
10	24.219	07/23/14	Wed	1009	Tree (Standing)	0	1	0	Day	Wet	Careless or Negligent Manner
11	24.240	09/02/14	Tue	0801	Rear-End	0	0	1	Day	Dry	Other Contributing Action
12	24.319	07/25/14	Fri	1639	Rear-End	0	1	0	Day	Dry	Drove too Fast for Conditions
13	24.319	03/11/14	Tue	1538	Rear-End	0	0	1	Day	Dry	Careless or Negligent Manner
14	24.335	09/27/14	Sat	0608	Rear-End	0	0	1	Night	Dry	Careless or Negligent Manner
15	24.335	11/12/14	Wed	1854	Rear-End	0	0	1	Night	Dry	Careless or Negligent Manner
16	24.369	02/05/14	Wed	2035	Sideswipe	0	1	0	Night	Wet	Other Contributing Action
17	24.369	01/27/14	Mon	0420	Rear-End	0	2	0	Night	Dry	Careless or Negligent Manner
18	24.369	03/11/14	Tue	1756	Rear-End	0	2	0	Day	Dry	Careless or Negligent Manner
19	24.369	02/03/14	Mon	1624	Rear-End	0	0	1	Day	Dry	Careless or Negligent Manner
20	24.369	05/09/14	Fri	1449	Struck by Falling/Shifting Cargo	0	0	1	Day	Dry	Other Contributing Action
21	24.369	02/27/14	Thu	2105	Overturn/Rollover	0	1	0	Night	Wet	Followed too Closely
22	24.369	06/11/14	Wed	1655	Rear-End	0	0	1	Day	Wet	Careless or Negligent Manner
23	24.369	05/04/14	Sun	1331	Rear-End	0	0	1	Day	Dry	Other Contributing Action
24	24.369	05/04/14	Sun	1332	Angle	0	0	1	Day	Dry	Failed to Yield Right-Of-Way
25	24.369	08/03/14	Sun	0753	Rear-End	0	0	1	Day	Dry	Careless or Negligent Manner
26	24.369	07/02/14	Wed	0640	Not Coded	0	0	1	Day	Dry	Over-Correcting/Over-Steering
27	24.369	06/16/14	Mon	0955	Sideswipe	0	0	1	Day	Dry	No Contributing Action
28	24.369	07/18/14	Fri	1732	Rear-End	0	1	0	Day	Dry	Careless or Negligent Manner
29	24.369	09/26/14	Fri	0620	Sideswipe	0	0	1	Night	Wet	#N/A
30	24.369	11/04/14	Tue	0255	Sideswipe	0	1	0	Night	Dry	Careless or Negligent Manner
31	24.369	11/22/14	Sat	1850	Rear-End	0	0	1	Night	Dry	#N/A
32	24.369	10/30/14	Thu	1749	Overturn/Rollover	0	0	1	Day	Dry	Careless or Negligent Manner
33	24.369	11/23/14	Sun	2223	Rear-End	0	0	1	Night	Dry	#N/A
34	24.369	10/30/14	Thu	0828	Rear-End	0	0	1	Day	Dry	Careless or Negligent Manner
35	24.369	11/06/14	Thu	1313	Struck by Falling/Shifting Cargo	0	0	1	Day	Dry	No Contributing Action
36	24.370	06/05/14	Thu	1815	Sideswipe	0	0	1	Day	Dry	Careless or Negligent Manner
37	24.392	09/19/14	Fri	0447	Rear-End	0	1	0	Night	Wet	Careless or Negligent Manner
38	24.400	12/26/14	Fri	2010	Not Coded	0	3	0	Night	Wet	Wrong Side or Wrong Way
39	24.417	07/16/14	Wed	1625	Rear-End	0	0	1	Day	Wet	Careless or Negligent Manner
40	24.430	04/23/14	Wed	0748	Rear-End	0	0	1	Day	Dry	Other Contributing Action
41	24.430	05/05/14	Mon	1219	Rear-End	0	3	0	Day	Dry	Over-Correcting/Over-Steering
42	24.430	03/14/14	Fri	0353	Sideswipe	0	0	1	Night	Dry	Careless or Negligent Manner
43	24.430	12/10/14	Wed	0722	Rear-End	0	1	0	Day	Dry	Careless or Negligent Manner
44	24.430	05/27/14	Tue	1043	Not Coded	0	1	0	Day	Dry	Failed To Keep In Proper Lane
45	24.430	07/26/14	Sat	0154	Rear-End	0	0	1	Night	Dry	Improper Passing
46	24.430	01/07/14	Tue	1250	Rear-End	0	0	1	Day	Dry	Other Contributing Action
47	24.430	10/31/14	Fri	2025	Not Coded	0	0	1	Night	Dry	#N/A
48	24.430	12/22/14	Mon	0901	Sideswipe	0	0	1	Day	Dry	Careless or Negligent Manner
49	24.449	11/18/14	Tue	1840	Rear-End	0	0	1	Night	Dry	#N/A
50	24.467	05/15/14	Thu	0822	Not Coded	0	0	1	Day	Wet	#N/A
51	24.467	05/15/14	Thu	0822	Rear-End	0	0	1	Day	Wet	Other Contributing Action
52	24.505	02/06/14	Thu	1902	Rear-End	0	0	1	Night	Dry	Careless or Negligent Manner
53	24.505	03/15/14	Sat	1731	Rear-End	0	1	0	Day	Dry	Careless or Negligent Manner
54	24.505	04/02/14	Wed	1715	Rear-End	0	0	1	Day	Dry	Careless or Negligent Manner
55	24.519	02/11/14	Tue	0928	Rear-End	0	1	0	Day	Dry	No Contributing Action
56	24.519	10/09/14	Thu	0820	Rear-End	0	3	0	Day	Dry	Other Contributing Action
57	24.524	12/23/14	Tue	1901	Rear-End	0	1	0	Night	Dry	Improper Passing
58	24.524	01/23/14	Thu	1825	Rear-End	0	0	1	Night	Dry	Careless or Negligent Manner
59	24.524	02/02/14	Sun	0420	Rear-End	0	0	1	Night	Dry	Careless or Negligent Manner
60	24.524	02/28/14	Fri	1026	Sideswipe	0	0	1	Day	Dry	No Contributing Action
61	24.524	07/19/14	Sat	0300	Rear-End	0	0	1	Night	Dry	#N/A
62	24.524	09/24/14	Wed	1101	Other Non-Fixed Object	0	0	1	Day	Dry	No Contributing Action
63	24.524	12/10/14	Wed	2210	Sideswipe	0	0	1	Night	Dry	Careless or Negligent Manner
64	24.524	12/06/14	Sat	1817	Rear-End	0	1	0	Night	Dry	Careless or Negligent Manner
65	24.538	11/22/14	Sat	1809	Rear-End	0	0	1	Night	Dry	Careless or Negligent Manner
66	24.543	03/22/14	Sat	1608	Rear-End	0	0	1	Day	Dry	Careless or Negligent Manner
67	24.543	07/13/14	Sun	0421	Rear-End	0	0	1	Night	Dry	Careless or Negligent Manner
68	24.562	01/29/14	Wed	1625	Rear-End	0	2	0	Day	Wet	Careless or Negligent Manner
69	24.562	03/27/14	Thu	0800	Rear-End	0	2	0	Day	Dry	Careless or Negligent Manner
70	24.562	11/26/14	Wed	1817	Rear-End	0	2	0	Night	Dry	Followed too Closely
71	24.572	03/25/14	Tue	1505	Rear-End	0	1	0	Day	Wet	Careless or Negligent Manner
72	24.581	01/29/14	Wed	0000	Rear-End	0	0	1	Day	Wet	Careless or Negligent Manner
73	24.581	03/11/14	Tue	1240	Rear-End	0	0	1	Day	Dry	Careless or Negligent Manner
74	24.581	04/16/14	Wed	0900	Rear-End	0	0	1	Day	Dry	Careless or Negligent Manner
75	24.581	07/07/14	Mon	0840	Rear-End	0	0	1	Day	Wet	Careless or Negligent Manner

**State of Florida Department of Transportation  
CRASH SUMMARY**

SECTION: 8607000 STATE ROUTE: 9  
 ROADWAY LIMITS: NA M.P. 24.150 TO 25.317 ENGINEER: AECOM  
 STUDY PERIOD: FROM 1/ 2014 TO 12/ 2014 COUNTY: Broward

No.	MILE POST	DATE	DAY	TIME	CRASH TYPE	FATAL	INJURIES	PROP DAM	DAY / NIGHT	WET / DRY	CONTRIBUTING CAUSE (VEHICLE ONLY)
76	24.581	08/26/14	Tue	1426	Other Non-Fixed Object	0	0	1	Day	Dry	No Contributing Action
77	24.581	08/29/14	Fri	1624	Rear-End	0	0	1	Day	Dry	Careless or Negligent Manner
78	24.581	11/05/14	Wed	1821	Rear-End	0	1	0	Night	Dry	Careless or Negligent Manner
79	24.600	02/19/14	Wed	1237	Other Non-Fixed Object	0	0	1	Day	Dry	No Contributing Action
80	24.600	04/22/14	Tue	1843	Not Coded	0	0	1	Day	Dry	Careless or Negligent Manner
81	24.600	12/03/14	Wed	1500	Rear-End	0	0	1	Day	Dry	#N/A
82	24.600	11/24/14	Mon	1617	Sideswipe	0	0	1	Day	Dry	No Contributing Action
83	24.600	10/24/14	Fri	1849	Rear-End	0	0	1	Night	Wet	Careless or Negligent Manner
84	24.614	10/04/14	Sat	1305	Rear-End	0	0	1	Day	Dry	No Contributing Action
85	24.619	01/16/14	Thu	1746	Sideswipe	0	0	1	Night	Dry	No Contributing Action
86	24.662	01/09/14	Thu	2117	Concrete Traffic Barrier	0	1	0	Night	Wet	#N/A
87	24.668	03/14/14	Fri	1544	Rear-End	0	0	1	Day	Dry	Careless or Negligent Manner
88	24.668	09/25/14	Thu	1610	Rear-End	0	1	0	Day	Dry	Careless or Negligent Manner
89	24.671	02/26/14	Wed	0753	Rear-End	0	0	1	Day	Dry	Careless or Negligent Manner
90	24.671	12/16/14	Tue	1832	Rear-End	0	0	1	Night	Dry	Careless or Negligent Manner
91	24.681	05/14/14	Wed	0639	Not Coded	0	2	0	Day	Wet	Careless or Negligent Manner
92	24.681	06/19/14	Thu	1630	Rear-End	0	0	1	Day	Wet	Careless or Negligent Manner
93	24.681	11/26/14	Wed	0000	Rear-End	0	0	1	Day	Dry	#N/A
94	24.681	12/05/14	Fri	0000	Rear-End	0	1	0	Night	Dry	Other Contributing Action
95	24.681	07/22/14	Tue	1306	Concrete Traffic Barrier	0	1	0	Day	Dry	Other Contributing Action
96	24.683	12/17/14	Wed	1627	Rear-End	0	0	1	Night	Dry	Careless or Negligent Manner
97	24.700	03/25/14	Tue	0935	Rear-End	0	0	1	Day	Dry	Careless or Negligent Manner
98	24.700	11/13/14	Thu	1502	Rear-End	0	1	0	Day	Dry	Careless or Negligent Manner
99	24.700	10/15/14	Wed	2030	Sideswipe	0	0	1	Night	Dry	Careless or Negligent Manner
100	24.711	04/21/14	Mon	1602	Rear-End	0	0	1	Day	Dry	Drove too Fast for Conditions
101	24.712	10/31/14	Fri	0749	Rear-End	0	0	1	Day	Dry	Careless or Negligent Manner
102	24.719	01/19/14	Sun	0315	Sideswipe	0	0	1	Night	Dry	#N/A
103	24.738	08/15/14	Fri	0510	Rear-End	0	0	1	Day	Wet	Careless or Negligent Manner
104	24.757	07/21/14	Mon	1720	Rear-End	0	2	0	Day	Wet	Careless or Negligent Manner
105	24.757	08/18/14	Mon	0714	Sideswipe	0	2	0	Day	Dry	Careless or Negligent Manner
106	24.757	08/27/14	Wed	1248	Overturn/Rollover	0	1	0	Day	Dry	No Contributing Action
107	24.757	07/21/14	Mon	1701	Rear-End	0	1	0	Day	Dry	Careless or Negligent Manner
108	24.757	11/18/14	Tue	1435	Not Coded	0	0	1	Day	Dry	#N/A
109	24.762	08/18/14	Mon	0817	Rear-End	0	0	1	Day	Dry	#N/A
110	24.762	10/15/14	Wed	2002	Rear-End	0	0	1	Night	Wet	No Contributing Action
111	24.814	04/25/14	Fri	1734	Rear-End	0	1	0	Day	Dry	Careless or Negligent Manner
112	24.814	11/17/14	Mon	0715	Rear-End	0	0	1	Day	Wet	Other Contributing Action
113	24.832	04/15/14	Tue	0840	Rear-End	0	0	1	Day	Dry	Other Contributing Action
114	24.851	07/23/14	Wed	1413	Jackknife	0	0	1	Day	Wet	Careless or Negligent Manner
115	24.851	07/23/14	Wed	1423	Angle	0	0	1	Day	Wet	No Contributing Action
116	24.851	12/07/14	Sun	1201	Sideswipe	0	0	1	Day	Dry	No Contributing Action
117	24.851	11/14/14	Fri	1445	Rear-End	0	0	1	Day	Dry	Careless or Negligent Manner
118	24.869	06/23/14	Mon	1453	Sideswipe	0	0	1	Day	Dry	Careless or Negligent Manner
119	24.874	06/21/14	Sat	2206	Concrete Traffic Barrier	0	0	1	Night	Dry	#N/A
120	24.874	07/15/14	Tue	1905	Rear-End	0	0	1	Day	Dry	Other Contributing Action
121	24.874	07/15/14	Tue	1800	Rear-End	0	0	1	Day	Dry	Other Contributing Action
122	24.874	07/23/14	Wed	1440	Rear-End	0	1	0	Day	Dry	Swerved Or Avoided
123	24.874	09/25/14	Thu	2100	Concrete Traffic Barrier	0	0	1	Day	Dry	No Contributing Action
124	24.889	09/24/14	Wed	1635	Rear-End	0	0	1	Day	Dry	Careless or Negligent Manner
125	24.912	01/16/14	Thu	0646	Other Non-Fixed Object	0	0	1	Night	Dry	No Contributing Action
126	24.912	05/06/14	Tue	2350	Rear-End	0	1	0	Night	Dry	Careless or Negligent Manner
127	24.912	02/12/14	Wed	1800	Rear-End	0	0	1	Night	Dry	Careless or Negligent Manner
128	24.912	02/18/14	Tue	1415	Sideswipe	0	0	1	Day	Dry	Other Contributing Action
129	24.912	01/06/14	Mon	1938	Rear-End	0	0	1	Night	Dry	Careless or Negligent Manner
130	24.912	01/16/14	Thu	1626	Rear-End	0	0	1	Day	Dry	Careless or Negligent Manner
131	24.912	02/25/14	Tue	1819	Rear-End	0	0	1	Night	Dry	#N/A
132	24.912	02/17/14	Mon	2105	Sideswipe	0	0	1	Night	Dry	Careless or Negligent Manner
133	24.912	03/25/14	Tue	1125	Angle	0	2	0	Day	Dry	Other Contributing Action
134	24.912	07/15/14	Tue	1700	Rear-End	0	4	0	Day	Wet	Careless or Negligent Manner
135	24.912	04/19/14	Sat	1004	Other Traffic Barrier	0	1	0	Day	Wet	Careless or Negligent Manner
136	24.912	05/21/14	Wed	1543	Rear-End	0	2	0	Day	Dry	Careless or Negligent Manner
137	24.912	05/21/14	Wed	1626	Rear-End	0	0	1	Day	Dry	Careless or Negligent Manner
138	24.912	05/29/14	Thu	0732	Rear-End	0	0	1	Day	Wet	Other Contributing Action
139	24.912	06/18/14	Wed	1800	Rear-End	0	0	1	Day	Wet	Careless or Negligent Manner
140	24.912	07/21/14	Mon	1659	Rear-End	0	0	1	Day	Wet	Careless or Negligent Manner
141	24.912	06/04/14	Wed	1758	Not Coded	0	1	0	Day	Dry	#N/A
142	24.912	07/31/14	Thu	1650	Rear-End	0	4	0	Day	Dry	Careless or Negligent Manner
143	24.912	05/28/14	Wed	0235	Sideswipe	0	0	1	Night	Dry	Failed To Keep In Proper Lane
144	24.912	09/03/14	Wed	1656	Rear-End	0	1	0	Day	Dry	Careless or Negligent Manner
145	24.912	08/15/14	Fri	1830	Rear-End	0	0	1	Day	Wet	#N/A
146	24.912	12/12/14	Fri	1453	Struck by Falling/Shifting Cargo	0	0	1	Day	Dry	No Contributing Action
147	24.912	12/17/14	Wed	1742	Rear-End	0	1	0	Night	Dry	Careless or Negligent Manner
148	24.912	11/12/14	Wed	0619	Sideswipe	0	0	1	Day	Dry	Other Contributing Action
149	24.912	11/26/14	Wed	1147	Angle	0	0	1	Day	Dry	Careless or Negligent Manner
150	24.912	12/15/14	Mon	0803	Rear-End	0	1	0	Day	Dry	Careless or Negligent Manner
151	24.912	10/20/14	Mon	1826	Not Coded	0	1	0	Day	Dry	No Contributing Action
152	24.912	11/26/14	Wed	1039	Not Coded	0	0	1	Day	Wet	Swerved Or Avoided
153	25.012	08/25/14	Mon	0825	Rear-End	0	1	0	Day	Dry	Followed too Closely
154	25.041	01/08/14	Wed	0744	Rear-End	0	0	1	Day	Wet	Other Contributing Action



**State of Florida Department of Transportation  
CRASH SUMMARY**

SECTION: **86070000** STATE ROUTE: **9**  
 ROADWAY LIMITS: **NA** M.P. **24.150** TO **25.317** ENGINEER: **AECOM**  
 STUDY PERIOD: FROM **1/ 2014** TO **12/ 2014** COUNTY: **Broward**

No.	MILE POST	DATE	DAY	TIME	CRASH TYPE				FATAL	INJURIES	PROP DAM	DAY / NIGHT	WET / DRY	CONTRIBUTING CAUSE (VEHICLE ONLY)		
155	25.041	03/10/14	Mon	1300	Angle				0	1	0	Day	Dry	Other Contributing Action		
156	25.041	04/15/14	Tue	0801	Rear-End				0	0	1	Day	Dry	Other Contributing Action		
157	25.041	07/04/14	Fri	1347	Concrete Traffic Barrier				0	1	0	Day	Dry	No Contributing Action		
158	25.062	04/18/14	Fri	1455	Concrete Traffic Barrier				0	1	0	Day	Dry	Over-Correcting/Over-Steering		
159	25.088	09/24/14	Wed	1700	Rear-End				0	0	1	Day	Dry	Drove too Fast for Conditions		
160	25.162	10/30/14	Thu	0724	Head-On				0	0	1	Day	Dry	Careless or Negligent Manner		
161	25.162	01/18/14	Sat	1754	Rear-End				0	0	1	Night	Dry	Careless or Negligent Manner		
162	25.162	01/21/14	Tue	1636	Rear-End				0	0	1	Day	Wet	Careless or Negligent Manner		
163	25.162	02/10/14	Mon	1730	Rear-End				0	0	1	Day	Dry	Careless or Negligent Manner		
164	25.162	04/13/14	Sun	0010	Rear-End				0	1	0	Night	Dry	Careless or Negligent Manner		
165	25.162	04/13/14	Sun	0016	Rear-End				0	0	1	Night	Dry	#N/A		
166	25.162	05/19/14	Mon	1728	Rear-End				0	1	0	Day	Dry	Careless or Negligent Manner		
167	25.162	10/21/14	Tue	1708	Rear-End				0	1	0	Day	Wet	Followed too Closely		
168	25.162	07/17/14	Thu	1639	Rear-End				0	0	1	Day	Dry	Careless or Negligent Manner		
169	25.162	05/31/14	Sat	1629	Rear-End				0	0	1	Day	Dry	Careless or Negligent Manner		
170	25.162	09/10/14	Wed	1656	Rear-End				0	1	0	Day	Dry	#N/A		
171	25.162	12/10/14	Wed	1540	Rear-End				0	0	1	Day	Dry	Careless or Negligent Manner		
172	25.162	11/14/14	Fri	1650	Rear-End				0	2	0	Day	Dry	Careless or Negligent Manner		
173	0.389	09/02/14	Tue	1810	Guardrail Face				0	0	1	Day	Dry	Careless or Negligent Manner		
174	0.219	05/29/14	Thu	0703	Traffic Sign Support				0	0	1	Day	Wet	Drove too Fast for Conditions		
175	0.095	05/29/14	Thu	1229	Guardrail Face				0	0	1	Day	Wet	Drove too Fast for Conditions		
176	0.100	01/08/14	Wed	1108	Utility Pole/Light Support				0	1	0	Day	Wet	Drove too Fast for Conditions		
177	0.268	08/09/14	Sat	2025	Guardrail Face				0	2	0	Night	Wet	Drove too Fast for Conditions		
178	0.019	09/26/14	Fri	0345	Guardrail Face				0	1	0	Night	Wet	No Contributing Action		
179	0.000	03/30/14	Sun	0230	Guardrail Face				0	1	0	Night	Wet	Drove too Fast for Conditions		
180	0.057	09/10/14	Wed	2100	Rear-End				0	1	0	Night	Dry	Careless or Negligent Manner		
181	0.149	05/15/14	Thu	1322	Tree (Standing)				0	0	1	Day	Wet	Careless or Negligent Manner		
182	0.189	09/04/14	Thu	1019	Overturn/Rollover				0	0	1	Day	Wet	Careless or Negligent Manner		
183	0.206	01/30/14	Thu	0720	Utility Pole/Light Support				0	0	1	Night	Wet	Failed To Keep In Proper Lane		
184	0.189	04/10/14	Thu	1428	Other Non-Fixed Object				0	0	1	Day	Dry	No Contributing Action		
185	0.319	06/24/14	Tue	0423	Utility Pole/Light Support				0	0	1	Night	Dry	Other Contributing Action		
186	0.326	02/12/14	Wed	1515	Rear-End				0	1	0	Day	Dry	#N/A		
187	0.348	09/29/14	Mon	2053	Rear-End				0	0	1	Night	Wet	Careless or Negligent Manner		
188	0.356	08/25/14	Mon	1320	Rear-End				0	0	1	Day	Dry	Careless or Negligent Manner		
<b>Total No.</b>	<b>Fatal</b>	<b>Injury</b>	<b>PDO</b>	<b>Rear-End</b>	<b>Head-On</b>	<b>Angle</b>	<b>Left-Turn</b>	<b>Right-Turn</b>	<b>Sideswipe</b>	<b>Backed Into</b>	<b>Ped/Bike</b>	<b>Parked Car</b>	<b>Fixed Object</b>	<b>Ran into Water</b>	<b>Other</b>	
<b>188</b>	<b>0</b>	<b>66</b>	<b>122</b>	<b>119</b>	<b>1</b>	<b>5</b>	<b>0</b>	<b>0</b>	<b>20</b>	<b>0</b>	<b>0</b>	<b>0</b>	<b>19</b>	<b>0</b>	<b>24</b>	
<b>Percent</b>	<b>0.00%</b>	<b>35.11%</b>	<b>64.89%</b>	<b>63.30%</b>	<b>0.53%</b>	<b>2.66%</b>	<b>0.00%</b>	<b>0.00%</b>	<b>10.64%</b>	<b>0.00%</b>	<b>0.00%</b>	<b>0.00%</b>	<b>10.11%</b>	<b>0.00%</b>	<b>12.77%</b>	
<b>Contrib. Cause</b>	<b>Day</b>	<b>Night</b>	<b>Wet</b>	<b>Dry</b>	<b>Careless Driving</b>	<b>FTYRW</b>	<b>Improper Turn</b>	<b>Ran Red Light</b>	<b>Exceeded Speed</b>	<b>Improper Passing</b>	<b>Disreg Cntl Dev</b>	<b>Erratic/Aggress</b>	<b>Ran off Road</b>	<b>DUI</b>	<b>Wrong Way</b>	
<b>Total</b>	<b>129</b>	<b>59</b>	<b>45</b>	<b>143</b>	<b>96</b>	<b>1</b>	<b>0</b>	<b>0</b>	<b>8</b>	<b>2</b>	<b>0</b>	<b>0</b>	<b>0</b>	<b>2</b>	<b>1</b>	
<b>Percent</b>	<b>68.62%</b>	<b>31.38%</b>	<b>23.94%</b>	<b>76.06%</b>	<b>51.06%</b>	<b>0.53%</b>	<b>0.00%</b>	<b>0.00%</b>	<b>4.26%</b>	<b>1.06%</b>	<b>0.00%</b>	<b>0.00%</b>	<b>0.00%</b>	<b>1.06%</b>	<b>0.53%</b>	

**State of Florida Department of Transportation  
CRASH SUMMARY**

SECTION: 8607000 STATE ROUTE: 9  
 ROADWAY LIMITS: NA M.P. 24.150 TO 25.317 ENGINEER: AECOM  
 STUDY PERIOD: FROM 1/ 2015 TO 12/ 2015 COUNTY: Broward

No.	MILE POST	DATE	DAY	TIME	CRASH TYPE	FATAL	INJURIES	PROP DAM	DAY / NIGHT	WET / DRY	CONTRIBUTING CAUSE (VEHICLE ONLY)
1	24.162	06/12/15	Fri	0000	Rear-End	0	0	1	Day	Dry	Careless or Negligent Manner
2	24.183	04/20/15	Mon	1825	Rear-End	0	1	0	Day	Wet	#N/A
3	24.183	05/12/15	Tue	1530	Rear-End	0	0	1	Day	Wet	Careless or Negligent Manner
4	24.183	07/20/15	Mon	1745	Rear-End	0	0	1	Day	Dry	Careless or Negligent Manner
5	24.183	08/21/15	Fri	1645	Rear-End	0	1	0	Day	Dry	Careless or Negligent Manner
6	24.221	01/11/15	Sun	0453	Angle	0	0	1	Night	Dry	#N/A
7	24.259	08/13/15	Thu	2120	Concrete Traffic Barrier	0	0	1	Night	Wet	Careless or Negligent Manner
8	24.319	09/07/15	Mon	1330	Concrete Traffic Barrier	0	0	1	Day	Wet	Careless or Negligent Manner
9	24.319	11/04/15	Wed	1300	Rear-End	0	0	1	Day	Dry	No Contributing Action
10	24.369	08/26/15	Wed	1822	Rear-End	0	0	1	Day	Wet	#N/A
11	24.369	07/14/15	Tue	1320	Rear-End	0	0	1	Day	Dry	No Contributing Action
12	24.369	02/24/15	Tue	1645	Sideswipe	0	0	1	Day	Dry	Careless or Negligent Manner
13	24.369	01/10/15	Sat	1630	Rear-End	0	0	1	Day	Dry	Careless or Negligent Manner
14	24.369	01/23/15	Fri	1350	Rear-End	0	1	0	Day	Dry	Careless or Negligent Manner
15	24.369	01/09/15	Fri	0021	Other Non-Fixed Object	0	0	1	Night	Dry	No Contributing Action
16	24.369	04/04/15	Sat	0617	Rear-End	0	0	1	Night	Dry	Careless or Negligent Manner
17	24.369	09/22/15	Tue	0935	Rear-End	0	0	1	Day	Dry	Careless or Negligent Manner
18	24.369	04/09/15	Thu	0822	Rear-End	0	0	1	Day	Dry	Careless or Negligent Manner
19	24.369	06/10/15	Wed	0847	Sideswipe	0	0	1	Day	Dry	#N/A
20	24.369	04/28/15	Tue	1730	Rear-End	0	1	0	Day	Wet	Careless or Negligent Manner
21	24.369	05/11/15	Mon	1430	Sideswipe	0	0	1	Day	Dry	Careless or Negligent Manner
22	24.369	02/28/15	Sat	1447	Not Coded	0	1	0	Day	Wet	Careless or Negligent Manner
23	24.369	05/09/15	Sat	2035	Not Coded	0	0	1	Night	Dry	No Contributing Action
24	24.369	07/03/15	Fri	2350	Concrete Traffic Barrier	0	0	1	Night	Wet	Careless or Negligent Manner
25	24.369	07/20/15	Mon	1355	Not Coded	0	0	1	Day	Dry	No Contributing Action
26	24.369	09/08/15	Tue	0822	Rear-End	0	0	1	Day	Dry	Careless or Negligent Manner
27	24.369	08/28/15	Fri	0733	Rear-End	0	1	0	Day	Dry	Careless or Negligent Manner
28	24.369	11/14/15	Sat	0909	Concrete Traffic Barrier	0	0	1	Day	Wet	Other Contributing Action
29	24.369	11/22/15	Sun	1248	Guardrail Face	0	0	1	Day	Wet	No Contributing Action
30	24.369	10/31/15	Sat	1650	Rear-End	0	0	1	Day	Dry	Careless or Negligent Manner
31	24.369	10/02/15	Fri	0831	Rear-End	0	0	1	Day	Dry	Careless or Negligent Manner
32	24.369	10/23/15	Fri	1148	Struck by Falling/Shifting Cargo	0	0	1	Day	Dry	Other Contributing Action
33	24.369	12/05/15	Sat	0150	Rear-End	0	0	1	Night	Wet	#N/A
34	24.378	09/03/15	Thu	0857	Not Coded	0	3	0	Day	Dry	Failed to Yield Right-Of-Way
35	24.392	01/13/15	Tue	0819	Rear-End	0	0	1	Day	Wet	Other Contributing Action
36	24.392	01/13/15	Tue	0819	Rear-End	0	0	1	Day	Wet	Other Contributing Action
37	24.392	01/16/15	Fri	0801	Rear-End	0	0	1	Day	Dry	Other Contributing Action
38	24.392	05/17/15	Sun	0638	Concrete Traffic Barrier	0	0	1	Day	Wet	#N/A
39	24.419	08/05/15	Wed	1512	Rear-End	0	0	1	Day	Dry	Careless or Negligent Manner
40	24.419	07/23/15	Thu	1510	Rear-End	0	1	0	Day	Dry	Careless or Negligent Manner
41	24.430	04/06/15	Mon	0721	Rear-End	#N/A	0	1	Day	Dry	#N/A
42	24.430	05/14/15	Thu	0755	Rear-End	0	0	1	Day	Dry	#N/A
43	24.430	07/14/15	Tue	1444	Rear-End	0	1	0	Day	Dry	Careless or Negligent Manner
44	24.430	09/28/15	Mon	1620	Rear-End	0	0	1	Day	Wet	Failed to Yield Right-Of-Way
45	24.430	11/14/15	Sat	1350	Concrete Traffic Barrier	0	0	1	Day	Wet	No Contributing Action
46	24.498	04/21/15	Tue	0650	Rear-End	0	0	1	Day	Dry	Over-Correcting/Over-Steering
47	24.517	12/14/15	Mon	0703	Rear-End	0	3	0	Night	Dry	Careless or Negligent Manner
48	24.517	09/29/15	Tue	1900	Angle	0	0	1	Night	Wet	Careless or Negligent Manner
49	24.519	04/09/15	Thu	0033	Sideswipe	0	0	1	Night	Dry	No Contributing Action
50	24.524	02/09/15	Mon	1345	Rear-End	0	1	0	Day	Dry	Careless or Negligent Manner
51	24.524	01/11/15	Sun	2156	Rear-End	0	2	0	Night	Dry	#N/A
52	24.524	07/14/15	Tue	1635	Rear-End	0	2	0	Day	Wet	Careless or Negligent Manner
53	24.524	12/04/15	Fri	1044	Rear-End	0	0	1	Day	Wet	Drove too Fast for Conditions
54	24.524	12/07/15	Mon	1106	Rear-End	0	1	0	Day	Dry	Other Contributing Action
55	24.524	12/13/15	Sun	1259	Rear-End	0	0	1	Day	Wet	Careless or Negligent Manner
56	24.524	11/23/15	Mon	1450	Rear-End	0	2	0	Day	Dry	Careless or Negligent Manner
57	24.524	12/30/15	Wed	1310	Rear-End	0	1	0	Day	Dry	No Contributing Action
58	24.534	09/09/15	Wed	1743	Sideswipe	0	0	1	Day	Dry	#N/A
59	24.543	12/08/15	Tue	1620	Rear-End	0	0	1	Day	Dry	Careless or Negligent Manner
60	24.562	01/06/15	Tue	1750	Rear-End	0	0	1	Night	Dry	Careless or Negligent Manner
61	24.562	04/14/15	Tue	1034	Rear-End	0	0	1	Day	Dry	#N/A
62	24.567	09/10/15	Thu	1753	Rear-End	0	0	1	Day	Dry	Careless or Negligent Manner
63	24.567	09/05/15	Sat	2255	Rear-End	0	1	0	Night	Wet	Other Contributing Action
64	24.567	09/02/15	Wed	2030	Rear-End	0	0	1	Night	Dry	#N/A
65	24.571	11/21/15	Sat	1616	Rear-End	0	2	0	Day	Wet	Careless or Negligent Manner
66	24.572	12/10/15	Thu	0750	Rear-End	0	1	0	Day	Dry	Careless or Negligent Manner
67	24.581	06/09/15	Tue	0859	Rear-End	0	0	1	Day	Dry	Careless or Negligent Manner
68	24.581	11/02/15	Mon	1525	Rear-End	0	0	1	Day	Dry	Careless or Negligent Manner
69	24.591	11/09/15	Mon	1910	Sideswipe	0	0	1	Night	Dry	#N/A
70	24.600	03/23/15	Mon	1630	Rear-End	0	0	1	Day	Dry	Careless or Negligent Manner
71	24.600	11/28/15	Sat	1900	Fire/Explosion	0	0	1	Night	Dry	No Contributing Action
72	24.600	12/01/15	Tue	1800	Rear-End	0	0	1	Day	Dry	#N/A
73	24.604	07/11/15	Sat	2229	Concrete Traffic Barrier	0	2	0	Night	Dry	Other Contributing Action
74	24.610	10/04/15	Sun	0540	Sideswipe	0	0	1	Night	Dry	Failed To Keep In Proper Lane
75	24.617	07/19/15	Sun	1311	Sideswipe	0	0	1	Day	Dry	#N/A
76	24.619	12/31/15	Thu	1120	Concrete Traffic Barrier	0	0	1	Day	Dry	Swerved Or Avoided
77	24.641	12/15/15	Tue	1459	Rear-End	0	0	1	Day	Dry	Careless or Negligent Manner
78	24.643	04/17/15	Fri	1754	Head-On	0	0	1	Day	Dry	#N/A
79	24.643	07/17/15	Fri	1431	Rear-End	0	0	1	Day	Dry	Careless or Negligent Manner



**State of Florida Department of Transportation  
CRASH SUMMARY**

SECTION: 86070000 STATE ROUTE: 9  
 ROADWAY LIMITS: NA M.P. 24.150 TO 25.317 ENGINEER: AECOM  
 STUDY PERIOD: FROM 1/ 2015 TO 12/ 2015 COUNTY: Broward

No.	MILE POST	DATE	DAY	TIME	CRASH TYPE	FATAL	INJURIES	PROP DAM	DAY / NIGHT	WET / DRY	CONTRIBUTING CAUSE (VEHICLE ONLY)
80	24.643	09/15/15	Tue	1430	Rear-End	0	5	0	Day	Dry	Careless or Negligent Manner
81	24.643	09/22/15	Tue	1826	Rear-End	0	0	1	Night	Dry	Careless or Negligent Manner
82	24.653	06/11/15	Thu	2221	Rear-End	0	4	0	Night	Dry	Careless or Negligent Manner
83	24.662	03/15/15	Sun	1449	Rear-End	0	0	1	Day	Dry	Careless or Negligent Manner
84	24.662	04/08/15	Wed	1624	Rear-End	0	1	0	Day	Dry	Careless or Negligent Manner
85	24.662	06/22/15	Mon	1713	Rear-End	0	1	0	Day	Dry	Careless or Negligent Manner
86	24.662	08/12/15	Wed	2033	Sideswipe	0	0	1	Night	Dry	#N/A
87	24.666	12/08/15	Tue	0844	Rear-End	0	1	0	Day	Wet	Careless or Negligent Manner
88	24.676	02/12/15	Thu	1737	Rear-End	0	1	0	Day	Dry	Followed too Closely
89	24.681	11/13/15	Fri	0845	Rear-End	0	1	0	Day	Dry	Careless or Negligent Manner
90	24.681	01/27/15	Tue	1645	Sideswipe	0	0	1	Day	Dry	Careless or Negligent Manner
91	24.681	01/31/15	Sat	0302	Concrete Traffic Barrier	0	0	1	Night	Dry	Over-Correcting/Over-Steering
92	24.681	05/05/15	Tue	1756	Rear-End	0	0	1	Day	Dry	Careless or Negligent Manner
93	24.681	04/19/15	Sun	0253	Rear-End	0	4	0	Night	Dry	No Contributing Action
94	24.681	06/29/15	Mon	0740	Rear-End	0	1	0	Day	Dry	No Contributing Action
95	24.681	03/31/15	Tue	1648	Rear-End	0	0	1	Day	Dry	Careless or Negligent Manner
96	24.681	07/14/15	Tue	1555	Rear-End	0	1	0	Day	Wet	Careless or Negligent Manner
97	24.681	07/24/15	Fri	1500	Rear-End	0	0	1	Day	Wet	Careless or Negligent Manner
98	24.681	06/09/15	Tue	1914	Concrete Traffic Barrier	0	1	0	Night	Dry	Careless or Negligent Manner
99	24.681	11/30/15	Mon	1700	Rear-End	0	0	1	Day	Dry	Careless or Negligent Manner
100	24.681	12/31/15	Thu	1830	Rear-End	0	0	1	Night	Dry	Careless or Negligent Manner
101	24.683	01/15/15	Thu	1455	Sideswipe	0	0	1	Day	Dry	Careless or Negligent Manner
102	24.683	06/22/15	Mon	1700	Rear-End	0	0	1	Day	Dry	Careless or Negligent Manner
103	24.683	07/23/15	Thu	1441	Rear-End	0	0	1	Day	Dry	No Contributing Action
104	24.690	08/12/15	Wed	1330	Rear-End	0	0	1	Day	Dry	Careless or Negligent Manner
105	24.690	08/08/15	Sat	0903	Sideswipe	0	0	1	Day	Dry	#N/A
106	24.690	08/29/15	Sat	1525	Rear-End	0	0	1	Day	Wet	#N/A
107	24.690	10/01/15	Thu	1550	Rear-End	0	2	0	Day	Dry	Careless or Negligent Manner
108	24.700	04/02/15	Thu	1902	Rear-End	0	1	0	Night	Dry	Careless or Negligent Manner
109	24.700	05/28/15	Thu	2232	Rear-End	0	0	1	Night	Dry	Careless or Negligent Manner
110	24.700	10/27/15	Tue	0641	Rear-End	0	2	0	Night	Dry	Careless or Negligent Manner
111	24.700	09/24/15	Thu	1720	Rear-End	0	0	1	Day	Dry	Careless or Negligent Manner
112	24.709	10/27/15	Tue	0710	Sideswipe	0	0	1	Night	Dry	Other Contributing Action
113	24.719	01/18/15	Sun	1610	Rear-End	0	0	1	Day	Dry	No Contributing Action
114	24.719	03/31/15	Tue	1613	Sideswipe	0	0	1	Day	Dry	Careless or Negligent Manner
115	24.719	04/03/15	Fri	1550	Rear-End	0	0	1	Day	Dry	Careless or Negligent Manner
116	24.719	09/30/15	Wed	1804	Rear-End	0	1	0	Day	Dry	Careless or Negligent Manner
117	24.719	10/07/15	Wed	1344	Concrete Traffic Barrier	0	1	0	Day	Dry	Other Contributing Action
118	24.719	11/06/15	Fri	0730	Rear-End	0	1	0	Day	Dry	No Contributing Action
119	24.719	11/14/15	Sat	1515	Rear-End	0	1	0	Day	Wet	Careless or Negligent Manner
120	24.719	11/28/15	Sat	2002	Angle	0	0	1	Night	Dry	Improper Passing
121	24.738	09/16/15	Wed	1500	Sideswipe	0	0	1	Day	Wet	Careless or Negligent Manner
122	24.738	10/03/15	Sat	1615	Rear-End	0	0	1	Day	Dry	Careless or Negligent Manner
123	24.738	09/16/15	Wed	1604	Rear-End	0	0	1	Day	Wet	Careless or Negligent Manner
124	24.738	11/14/15	Sat	1305	Rear-End	0	1	0	Day	Wet	Careless or Negligent Manner
125	24.757	02/03/15	Tue	1602	Rear-End	0	0	1	Day	Dry	Careless or Negligent Manner
126	24.757	05/26/15	Tue	0715	Rear-End	0	0	1	Day	Dry	Other Contributing Action
127	24.757	03/30/15	Mon	0700	Rear-End	0	0	1	Night	Dry	#N/A
128	24.757	04/27/15	Mon	1800	Rear-End	0	0	1	Day	Dry	Careless or Negligent Manner
129	24.757	07/02/15	Thu	1715	Rear-End	0	1	0	Day	Dry	Careless or Negligent Manner
130	24.757	07/08/15	Wed	1500	Rear-End	0	0	1	Day	Dry	Careless or Negligent Manner
131	24.757	07/28/15	Tue	2024	Rear-End	0	1	0	Night	Dry	Careless or Negligent Manner
132	24.757	10/30/15	Fri	1528	Rear-End	0	5	0	Day	Dry	Careless or Negligent Manner
133	24.757	11/27/15	Fri	1026	Concrete Traffic Barrier	0	1	0	Day	Dry	No Contributing Action
134	24.757	12/04/15	Fri	1202	Angle	0	1	0	Day	Wet	Careless or Negligent Manner
135	24.762	01/04/15	Sun	1847	Rear-End	0	0	1	Night	Dry	No Contributing Action
136	24.762	02/05/15	Thu	0737	Rear-End	0	0	1	Day	Wet	Careless or Negligent Manner
137	24.762	02/28/15	Sat	1540	Rear-End	0	0	1	Day	Wet	Careless or Negligent Manner
138	24.762	09/19/15	Sat	2025	Rear-End	0	0	1	Night	Dry	#N/A
139	24.762	06/11/15	Thu	1645	Rear-End	0	0	1	Day	Dry	Careless or Negligent Manner
140	24.762	06/26/15	Fri	1618	Rear-End	0	4	0	Day	Dry	Careless or Negligent Manner
141	24.762	10/19/15	Mon	1850	Rear-End	0	0	1	Night	Dry	#N/A
142	24.762	10/11/15	Sun	2114	Overturn/Rollover	0	1	0	Night	Wet	No Contributing Action
143	24.762	12/08/15	Tue	1434	Rear-End	0	0	1	Day	Wet	Careless or Negligent Manner
144	24.804	04/27/15	Mon	0640	Overturn/Rollover	0	1	0	Day	Dry	Careless or Negligent Manner
145	24.804	09/01/15	Tue	0729	Rear-End	0	1	0	Day	Dry	Careless or Negligent Manner
146	24.804	09/01/15	Tue	0820	Rear-End	0	0	1	Day	Wet	Drove too Fast for Conditions
147	24.804	07/01/15	Wed	0825	Sideswipe	0	0	1	Day	Dry	Other Contributing Action
148	24.814	06/27/15	Sat	0406	Rear-End	0	0	1	Night	Dry	Other Contributing Action
149	24.834	08/05/15	Wed	1827	Rear-End	0	0	1	Day	Dry	Drove too Fast for Conditions
150	24.851	01/20/15	Tue	0305	Rear-End	0	1	0	Night	Dry	Careless or Negligent Manner
151	24.851	01/20/15	Tue	0814	Rear-End	0	0	1	Day	Dry	#N/A
152	24.851	01/05/15	Mon	0731	Sideswipe	0	0	1	Day	Wet	Other Contributing Action
153	24.851	02/06/15	Fri	1935	Sideswipe	0	0	1	Night	Wet	Other Contributing Action
154	24.851	02/28/15	Sat	1226	Rear-End	0	0	1	Day	Wet	Other Contributing Action
155	24.851	01/20/15	Tue	0903	Rear-End	0	1	0	Day	Dry	No Contributing Action
156	24.851	06/01/15	Mon	0722	Rear-End	0	1	0	Day	Dry	Careless or Negligent Manner
157	24.851	04/21/15	Tue	1830	Rear-End	0	1	0	Day	Wet	Careless or Negligent Manner
158	24.851	06/11/15	Thu	0335	Sideswipe	0	0	1	Night	Dry	#N/A

**State of Florida Department of Transportation  
CRASH SUMMARY**

SECTION: 86070000 STATE ROUTE: 9  
 ROADWAY LIMITS: NA M.P. 24.150 TO 25.317 ENGINEER: AECOM  
 STUDY PERIOD: FROM 1/ 2015 TO 12/ 2015 COUNTY: Broward

No.	MILE POST	DATE	DAY	TIME	CRASH TYPE	FATAL	INJURIES	PROP DAM	DAY / NIGHT	WET / DRY	CONTRIBUTING CAUSE (VEHICLE ONLY)
159	24.851	07/09/15	Thu	1640	Rear-End	0	0	1	Day	Dry	Careless or Negligent Manner
160	24.851	05/04/15	Mon	1750	Rear-End	0	0	1	Day	Dry	Careless or Negligent Manner
161	24.851	07/05/15	Sun	0745	Concrete Traffic Barrier	0	0	1	Day	Dry	Careless or Negligent Manner
162	24.851	07/14/15	Tue	1220	Sideswipe	0	2	0	Day	Dry	Swerved Or Avoided
163	24.851	06/09/15	Tue	0801	Rear-End	0	0	1	Day	Dry	Other Contributing Action
164	24.851	06/12/15	Fri	0828	Rear-End	0	1	0	Day	Dry	#N/A
165	24.851	08/26/15	Wed	0810	Rear-End	0	0	1	Day	Dry	Other Contributing Action
166	24.851	08/03/15	Mon	0752	Rear-End	0	0	1	Day	Dry	Other Contributing Action
167	24.851	10/22/15	Thu	0730	Rear-End	0	1	0	Day	Dry	Careless or Negligent Manner
168	24.851	09/21/15	Mon	1400	Rear-End	0	1	0	Day	Dry	Careless or Negligent Manner
169	24.851	09/28/15	Mon	1731	Rear-End	0	1	0	Day	Wet	Drove too Fast for Conditions
170	24.869	11/12/15	Thu	0725	Rear-End	0	1	0	Day	Dry	Careless or Negligent Manner
171	24.874	03/01/15	Sun	0023	Rear-End	0	1	0	Night	Wet	Careless or Negligent Manner
172	24.874	09/22/15	Tue	0922	Sideswipe	0	0	1	Day	Dry	#N/A
173	24.912	12/31/15	Thu	1145	Rear-End	0	0	1	Day	Dry	Careless or Negligent Manner
174	24.912	01/30/15	Fri	1525	Rear-End	0	0	1	Day	Dry	#N/A
175	24.912	01/30/15	Fri	1620	Not Coded	0	0	1	Day	Dry	Careless or Negligent Manner
176	24.912	02/09/15	Mon	1520	Rear-End	0	0	1	Day	Dry	Careless or Negligent Manner
177	24.912	01/05/15	Mon	0724	Rear-End	0	0	1	Day	Dry	Other Contributing Action
178	24.912	05/21/15	Thu	1407	Rear-End	0	2	0	Day	Dry	Careless or Negligent Manner
179	24.912	06/20/15	Sat	1800	Struck by Falling/Shifting Cargo	0	0	1	Day	Dry	No Contributing Action
180	24.912	04/13/15	Mon	1747	Rear-End	0	0	1	Day	Dry	Careless or Negligent Manner
181	24.912	05/26/15	Tue	1748	Rear-End	0	1	0	Day	Dry	Careless or Negligent Manner
182	24.912	06/09/15	Tue	1609	Rear-End	0	0	1	Day	Dry	Careless or Negligent Manner
183	24.912	05/20/15	Wed	0017	Not Coded	0	0	1	Night	Dry	#N/A
184	24.912	06/10/15	Wed	0747	Rear-End	0	1	0	Day	Dry	Careless or Negligent Manner
185	24.912	07/13/15	Mon	0847	Sideswipe	0	0	1	Day	Dry	Swerved Or Avoided
186	24.912	08/27/15	Thu	1552	Rear-End	0	1	0	Day	Dry	#N/A
187	24.912	08/07/15	Fri	0002	Sideswipe	0	2	0	Night	Dry	Careless or Negligent Manner
188	24.912	08/17/15	Mon	1624	Rear-End	0	0	1	Day	Dry	Careless or Negligent Manner
189	24.912	11/27/15	Fri	0810	Overturn/Rollover	0	1	0	Day	Dry	Careless or Negligent Manner
190	24.912	09/02/15	Wed	0948	Rear-End	0	1	0	Day	Wet	Careless or Negligent Manner
191	24.912	08/21/15	Fri	0805	Rear-End	0	1	0	Day	Dry	#N/A
192	24.912	09/17/15	Thu	1912	Rear-End	0	0	1	Night	Wet	Careless or Negligent Manner
193	24.912	12/15/15	Tue	1758	Angle	0	1	0	Night	Dry	Careless or Negligent Manner
194	24.912	12/24/15	Thu	1350	Rear-End	0	0	1	Day	Dry	Careless or Negligent Manner
195	24.946	05/08/15	Fri	2310	Concrete Traffic Barrier	0	0	1	Night	Dry	Over-Correcting/Over-Steering
196	24.946	06/23/15	Tue	0820	Parked Motor Vehicle	0	1	0	Day	Dry	Careless or Negligent Manner
197	24.962	03/16/15	Mon	1554	Rear-End	0	0	1	Day	Dry	Careless or Negligent Manner
198	25.013	05/12/15	Tue	2356	Sideswipe	0	0	1	Night	Dry	Failed To Keep In Proper Lane
199	25.041	08/03/15	Mon	0710	Rear-End	0	2	0	Day	Dry	Careless or Negligent Manner
200	25.162	07/24/15	Fri	1421	Rear-End	0	1	0	Day	Dry	Careless or Negligent Manner
201	25.162	08/26/15	Wed	1729	Rear-End	0	0	1	Day	Wet	Careless or Negligent Manner
202	25.162	08/26/15	Wed	1753	Rear-End	0	0	1	Day	Wet	Careless or Negligent Manner
203	25.162	07/24/15	Fri	1450	Rear-End	0	0	1	Day	Wet	Careless or Negligent Manner
204	25.162	03/08/15	Sun	0310	Rear-End	0	1	0	Night	Wet	Careless or Negligent Manner
205	25.162	07/14/15	Tue	1355	Rear-End	0	1	0	Day	Wet	Careless or Negligent Manner
206	25.162	04/21/15	Tue	1731	Rear-End	0	1	0	Day	Wet	Careless or Negligent Manner
207	25.162	06/08/15	Mon	1606	Rear-End	0	1	0	Day	Dry	Careless or Negligent Manner
208	25.162	06/21/15	Sun	0000	Not Coded	0	1	0	Night	Dry	Careless or Negligent Manner
209	25.162	10/30/15	Fri	0426	Rear-End	0	1	0	Night	Dry	Careless or Negligent Manner
210	25.262	11/20/15	Fri	2240	Overturn/Rollover	1	0	0	Night	Dry	Careless or Negligent Manner
211	25.262	06/17/15	Wed	1530	Rear-End	0	0	1	Day	Dry	Drove too Fast for Conditions
212	0.000	10/19/15	Mon	0110	Utility Pole/Light Support	0	0	1	Night	Wet	Drove too Fast for Conditions
213	0.265	12/02/15	Wed	1438	Overturn/Rollover	0	0	1	Day	Wet	Drove too Fast for Conditions
214	0.289	08/29/15	Sat	1721	Overturn/Rollover	0	1	0	Day	Wet	Drove too Fast for Conditions
215	0.289	09/16/15	Wed	1326	Tree (Standing)	0	0	1	Day	Wet	Drove too Fast for Conditions
216	0.294	02/28/15	Sat	1412	Utility Pole/Light Support	0	0	1	Day	Wet	#N/A
217	0.294	11/22/15	Sun	0740	Overturn/Rollover	0	0	1	Day	Wet	No Contributing Action
218	0.332	04/19/15	Sun	0621	Traffic Sign Support	0	0	1	Night	Dry	Drove too Fast for Conditions
219	0.351	05/31/15	Sun	0857	Overturn/Rollover	0	1	0	Day	Wet	Drove too Fast for Conditions
220	0.361	09/16/15	Wed	0808	Overturn/Rollover	0	1	0	Day	Wet	Careless or Negligent Manner
221	0.375	09/09/15	Wed	0934	Angle	0	2	0	Day	Dry	Careless or Negligent Manner
222	0.004	07/20/15	Mon	0852	Rear-End	0	0	1	Day	Dry	Other Contributing Action
223	0.005	04/27/15	Mon	1230	Rear-End	0	0	1	Day	Dry	Other Contributing Action
224	0.009	08/11/15	Tue	0558	Tree (Standing)	0	0	1	Night	Dry	Careless or Negligent Manner
225	0.167	06/25/15	Thu	0120	Traffic Sign Support	0	2	0	Night	Dry	Careless or Negligent Manner
226	0.200	08/26/15	Wed	2300	Utility Pole/Light Support	0	2	0	Night	Wet	Drove too Fast for Conditions
227	0.203	08/30/15	Sun	1538	Guardrail Face	0	0	1	Day	Wet	Drove too Fast for Conditions
228	0.205	04/19/15	Sun	0215	Other Post, Pole Or Support	0	1	0	Night	Dry	Careless or Negligent Manner
229	0.205	04/29/15	Wed	1019	Utility Pole/Light Support	0	0	1	Day	Wet	Over-Correcting/Over-Steering
230	0.205	10/25/15	Sun	2350	Guardrail End	0	1	0	Night	Wet	Drove too Fast for Conditions
231	0.085	06/27/15	Sat	1740	Overturn/Rollover	0	1	0	Day	Dry	Drove too Fast for Conditions
232	0.178	09/29/15	Tue	1004	Struck by Falling/Shifting Cargo	0	0	1	Day	Dry	No Contributing Action
233	0.168	07/14/15	Tue	1245	Rear-End	0	1	0	Day	Dry	No Contributing Action
234	0.257	07/24/15	Fri	1407	Rear-End	0	1	0	Day	Wet	Careless or Negligent Manner
235	0.262	08/18/15	Tue	1016	Rear-End	0	3	0	Day	Dry	Other Contributing Action
236	0.262	08/16/15	Sun	0300	Overturn/Rollover	0	1	0	Night	Wet	Careless or Negligent Manner
237	0.319	01/06/15	Tue	1437	Rear-End	0	0	1	Day	Dry	Careless or Negligent Manner
238	0.338	12/07/15	Mon	1332	Sideswipe	0	0	1	Day	Dry	Other Contributing Action
239	0.344	05/29/15	Fri	1931	Rear-End	0	0	1	Night	Dry	#N/A



**State of Florida Department of Transportation  
CRASH SUMMARY**

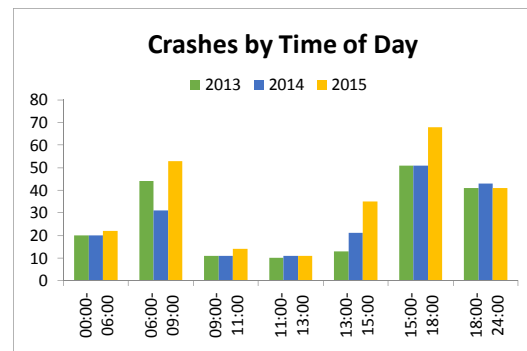
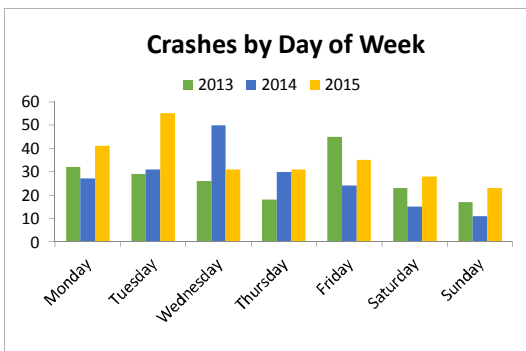
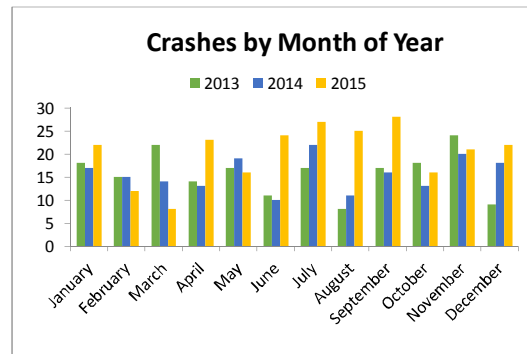
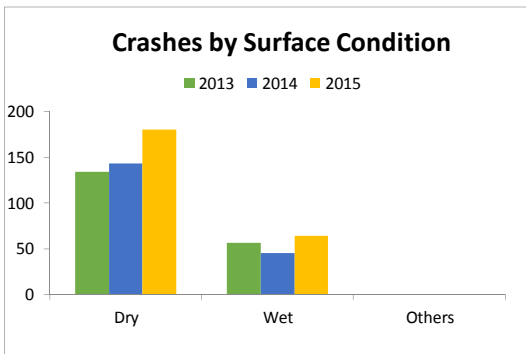
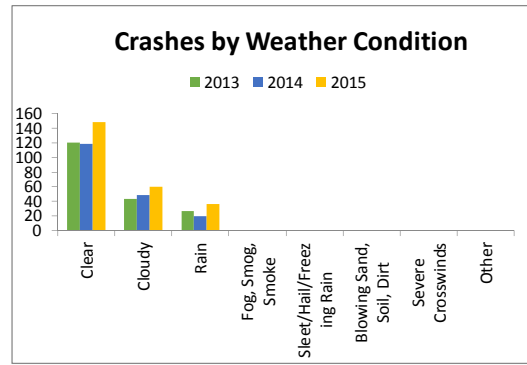
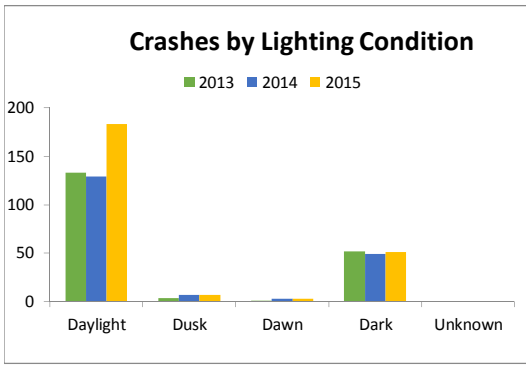
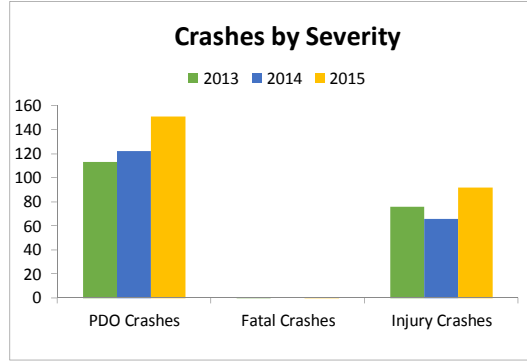
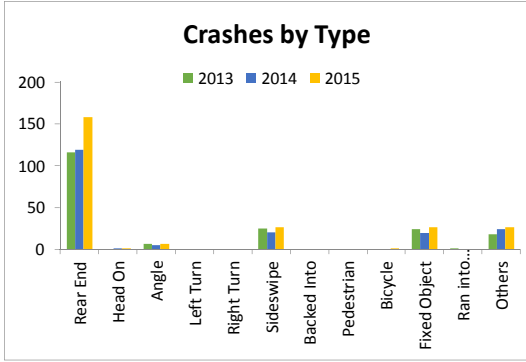
SECTION: 86070000 STATE ROUTE: 9  
ROADWAY LIMITS: NA M.P. 24.150 TO 25.317 ENGINEER: AECOM  
STUDY PERIOD: FROM 1/ 2015 TO 12/ 2015 COUNTY: Broward

No.	MILE POST	DATE	DAY	TIME	CRASH TYPE			FATAL	INJURIES	PROP DAM	DAY / NIGHT	WET / DRY	CONTRIBUTING CAUSE (VEHICLE ONLY)		
240	0.353	02/21/15	Sat	1550	Rear-End			0	0	1	Day	Dry	Careless or Negligent Manner		
241	0.355	12/07/15	Mon	0703	Sideswipe			0	0	1	Day	Dry	Improper Turn		
242	0.356	04/03/15	Fri	1919	Not Coded			0	0	1	Day	Dry	Careless or Negligent Manner		
243	0.357	11/18/15	Wed	1912	Not Coded			0	1	0	Night	Dry	Other Contributing Action		
244	0.357	12/29/15	Tue	0933	Pedalcycle			0	1	0	Day	Dry	Failed to Yield Right-Of-Way		
<b>Total No.</b>	<b>Fatal</b>	<b>Injury</b>	<b>PDO</b>	<b>Rear-End</b>	<b>Head-On</b>	<b>Angle</b>	<b>Left-Turn</b>	<b>Right-Turn</b>	<b>Sideswipe</b>	<b>Backed Into</b>	<b>Ped/Bike</b>	<b>Parked Car</b>	<b>Fixed Object</b>	<b>Ran into Water</b>	<b>Other</b>
<b>244</b>	<b>1</b>	<b>92</b>	<b>151</b>	<b>158</b>	<b>1</b>	<b>6</b>	<b>0</b>	<b>0</b>	<b>26</b>	<b>0</b>	<b>1</b>	<b>1</b>	<b>26</b>	<b>0</b>	<b>25</b>
<b>Percent</b>	<b>0.41%</b>	<b>37.70%</b>	<b>61.89%</b>	<b>64.75%</b>	<b>0.41%</b>	<b>2.46%</b>	<b>0.00%</b>	<b>0.00%</b>	<b>10.66%</b>	<b>0.00%</b>	<b>0.41%</b>	<b>0.41%</b>	<b>10.66%</b>	<b>0.00%</b>	<b>10.25%</b>
<b>Contrib. Cause</b>	<b>Day</b>	<b>Night</b>	<b>Wet</b>	<b>Dry</b>	<b>Careless Driving</b>	<b>FTYRW</b>	<b>Improper Turn</b>	<b>Ran Red Light</b>	<b>Exceeded Speed</b>	<b>Improper Passing</b>	<b>Disreg Cntl Dev</b>	<b>Erratic/Aggress</b>	<b>Ran off Road</b>	<b>DUI</b>	<b>Wrong Way</b>
<b>Total</b>	<b>183</b>	<b>61</b>	<b>64</b>	<b>180</b>	<b>134</b>	<b>3</b>	<b>1</b>	<b>0</b>	<b>15</b>	<b>1</b>	<b>0</b>	<b>0</b>	<b>0</b>	<b>5</b>	<b>0</b>
<b>Percent</b>	<b>75.00%</b>	<b>25.00%</b>	<b>26.23%</b>	<b>73.77%</b>	<b>54.92%</b>	<b>1.23%</b>	<b>0</b>	<b>0.00%</b>	<b>6.15%</b>	<b>0.41%</b>	<b>0.00%</b>	<b>0.00%</b>	<b>0.00%</b>	<b>2.05%</b>	<b>0.00%</b>

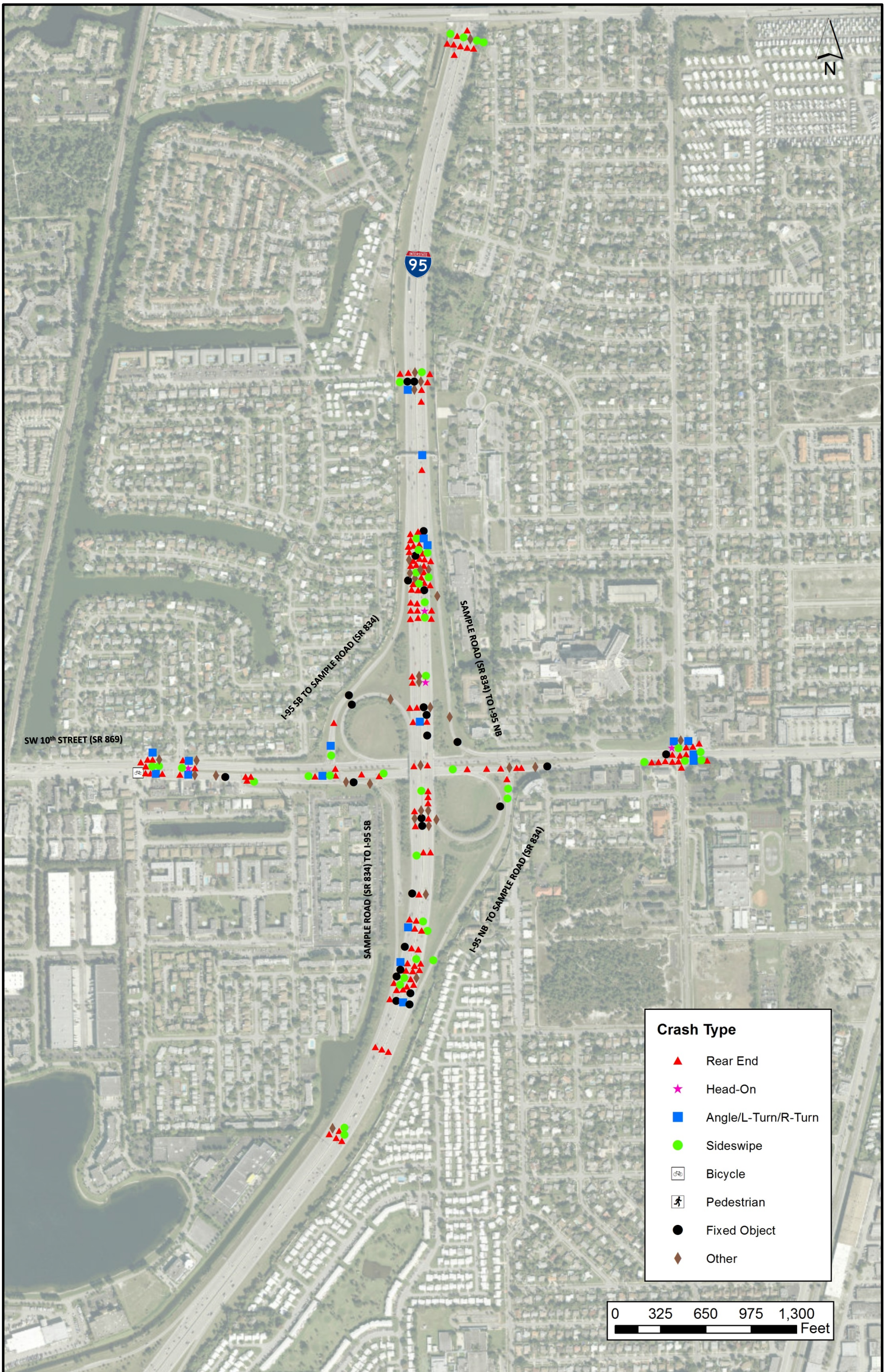


## CRASH HISTOGRAMS

### I-95 at Hillsboro Boulevard (SR 810)



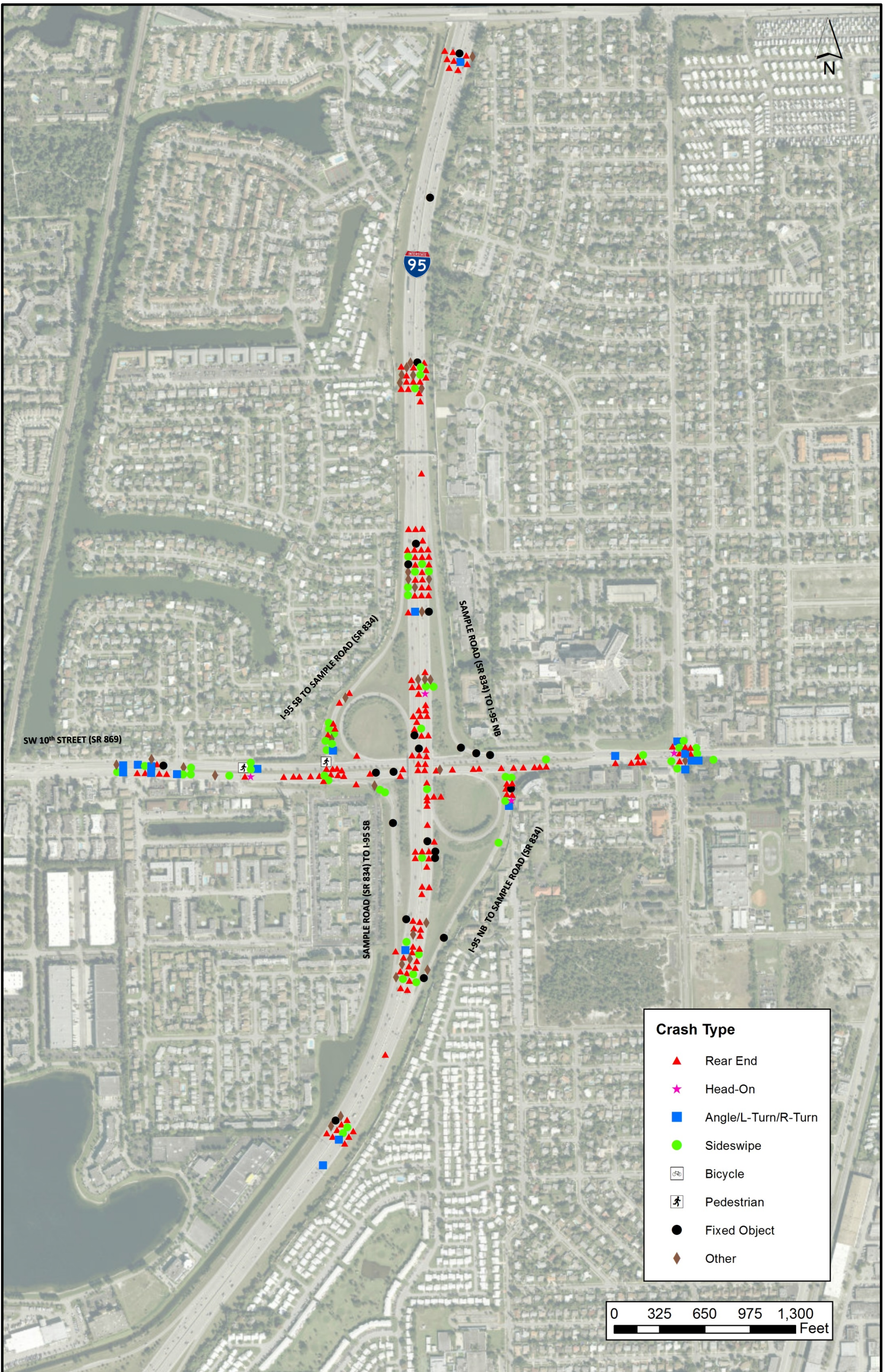














## CRASH STATISTICS

Sample Road (SR 834)		Criteria	Number of Crashes			5 Year Total Crashes	Mean Crashes Per Year	%	
			Year						
			2013	2014	2015				
CRASH TYPE	Rear End	41	36	40	43	119	40	47.4%	
	Head On	42	2	1	2	5	2	2.0%	
	Angle	43	9	17	13	39	13	15.5%	
	Left Turn	44	0	0	0	0	0	0.0%	
	Right Turn	45	0	0	0	0	0	0.0%	
	Sideswipe	46	13	21	19	53	18	21.1%	
	Backed Into	47	0	0	0	0	0	0.0%	
	Pedestrian	10	0	1	2	3	1	1.2%	
	Bicycle	11	1	0	0	1	0	0.4%	
	<b>Fixed Object</b>	<b>19</b>	<b>39</b>	<b>3</b>	<b>2</b>	<b>3</b>	<b>8</b>	<b>3</b>	<b>3.2%</b>
	Impact Attenuator/Crash Cushion	19		0	0	0	0	0	0.0%
	Bridge Overhead Structure	20		0	0	0	0	0	0.0%
	Bridge Pier or Support	21		0	0	0	0	0	0.0%
	Bridge Rail	22		0	0	0	0	0	0.0%
	Culvert	23		0	0	0	0	0	0.0%
	Curb	24		0	2	0	2	1	0.8%
	Ditch	25		0	0	0	0	0	0.0%
	Embankment	26		0	0	0	0	0	0.0%
	Guardrail Face	27		0	0	0	0	0	0.0%
	Guardrail End	28		0	0	0	0	0	0.0%
	Cable Barrier	29		0	0	0	0	0	0.0%
	Concrete Traffic Barrier	30		1	0	0	1	0	0.4%
	Other Traffic Barrier	31		1	0	0	1	0	0.4%
	Tree (Standing)	32		0	0	1	1	0	0.4%
	Utility Pole/Light Support	33		0	0	1	1	0	0.4%
	Traffic Sign Support	34		1	0	0	1	0	0.4%
	Traffic Signal Support	35		0	0	0	0	0	0.0%
	Other Post, Pole Or Support	36		0	0	0	0	0	0.0%
	Fence	37		0	0	0	0	0	0.0%
	Mailbox	38		0	0	0	0	0	0.0%
	Other Fixed Object	39		0	0	1	1	0	0.4%
	<b>Other Non Fixed Object Collisions</b>	<b>12</b>	<b>18</b>	<b>1</b>	<b>1</b>	<b>0</b>	<b>2</b>	<b>1</b>	<b>0.8%</b>
	Railway Vehicle (Train, Engine)	12		0	0	0	0	0	0.0%
	Animal	13		0	0	0	0	0	0.0%
	Motor Vehicle in Transport	14		0	0	0	0	0	0.0%
	Parked Motor Vehicle	15		0	0	0	0	0	0.0%
	Work Zone/Maintenance Equip.	16		0	0	0	0	0	0.0%
	Struck by Falling/Shifting Cargo	17		0	0	0	0	0	0.0%
	Other Non-Fixed Object	18		1	1	0	2	1	0.8%
	<b>Non-Collisions</b>	<b>1</b>	<b>9</b>	<b>6</b>	<b>9</b>	<b>6</b>	<b>21</b>	<b>7</b>	<b>8.4%</b>
	Overturn/Rollover	1		1	1	2	4	1	1.6%
	Fire/Explosion	2		0	0	0	0	0	0.0%
	Immersion	3		0	0	0	0	0	0.0%
	Jackknife	4		0	0	0	0	0	0.0%
	Cargo/Equipment Loss or Shift	5		0	0	0	0	0	0.0%
	Fell/Jumped from Motor Vehicle	6		0	0	0	0	0	0.0%
	Thrown or Falling Object	7		0	0	0	0	0	0.0%
Ran into Water/Canal	8		0	0	0	0	0	0.0%	
Other Non-Collision	9		1	0	0	1	0	0.4%	
<b>Others</b>			<b>4</b>	<b>8</b>	<b>4</b>	<b>16</b>	<b>5</b>	<b>6.4%</b>	
<b>Total Crashes</b>			<b>71</b>	<b>92</b>	<b>88</b>	<b>251</b>	<b>84</b>	<b>100.0%</b>	
SEVERITY	PDO Crashes		48	61	59	168	56	66.9%	
	Fatal Crashes	0	0	1	0	1	0	0.4%	
	Injury Crashes	0	23	30	29	82	27	32.7%	
LIGHTING CONDITIONS	Daylight	1	49	55	54	158	53	62.9%	
	Dusk	2	1	3	2	6	2	2.4%	
	Dawn	3	2	3	1	6	2	2.4%	
	Dark	4	6	19	31	31	27	32.3%	
	Unknown			0	0	0	0	0.0%	



## CRASH STATISTICS

Sample Road (SR 834)		Criteria	Number of Crashes			5 Year Total Crashes	Mean Crashes Per Year	%	
			Year						
			2013	2014	2015				
SURFACE CONDITIONS	Dry	1		56	74	78	208	69	82.9%
	Wet	2		15	18	10	43	14	17.1%
	Others			0	0	0	0	0	0.0%
MONTH OF YEAR	January	1		8	13	10	31	10	12.4%
	February	2		5	11	3	19	6	7.6%
	March	3		5	4	7	16	5	6.4%
	April	4		4	6	7	17	6	6.8%
	May	5		6	6	6	18	6	7.2%
	June	6		4	5	8	17	6	6.8%
	July	7		5	6	4	15	5	6.0%
	August	8		4	9	6	19	6	7.6%
	September	9		10	10	11	31	10	12.4%
	October	10		5	4	5	14	5	5.6%
	November	11		9	10	11	30	10	12.0%
	December	12		6	8	10	24	8	9.6%
DAY OF WEEK	Monday	1		7	18	19	44	15	17.5%
	Tuesday	2		12	12	6	30	10	12.0%
	Wednesday	3		6	15	12	33	11	13.1%
	Thursday	4		11	13	10	34	11	13.5%
	Friday	5		14	9	14	37	12	14.7%
	Saturday	6		14	17	20	51	17	20.3%
	Sunday	7		7	8	7	22	7	8.8%
HOUR OF DAY	00:00-06:00	0	600	6	15	10	31	10	12.4%
	06:00-09:00	600	900	11	21	16	48	16	19.1%
	09:00-11:00	900	1100	8	4	8	20	7	8.0%
	11:00-13:00	1100	1300	5	10	12	27	9	10.8%
	13:00-15:00	1300	1500	16	10	6	32	11	12.7%
	15:00-18:00	1500	1800	6	14	13	33	11	13.1%
	18:00-24:00	1800	2400	19	18	23	60	20	23.9%
CONTRIBUTING CAUSES (VEHICLE ONLY)	No Contributing Action	1		10	11	7	28	9	11.2%
	Careless or Negligent Manner	2		7	11	12	30	10	12.0%
	Failed to Yield Right-Of-Way	3		5	7	4	16	5	6.4%
	Improper Backing	4		0	0	0	0	0	0.0%
	Improper Turn	6		3	1	3	7	2	2.8%
	Followed too Closely	10		4	14	18	36	12	14.3%
	Ran Red Light	11		5	1	1	7	2	2.8%
	Drove too Fast for Conditions	12		1	1	0	2	1	0.8%
	Ran Stop Sign	13		0	0	0	0	0	0.0%
	Improper Passing	15		0	1	0	1	0	0.4%
	Exceed Posted Speed	17		0	0	0	0	0	0.0%
	Wrong Side or Wrong Way	21		0	0	0	0	0	0.0%
	Failed To Keep In Proper Lane	25		2	2	4	8	3	3.2%
	Ran Off Roadway	26		0	1	0	1	0	0.4%
	Disregarded Other Traffic Sign	27		2	1	0	3	1	1.2%
	Disregarded other Road Markings	28		1	0	0	1	0	0.4%
	Over-Correcting/Over-Steering	29		1	0	0	1	0	0.4%
Swerved Or Avoided	30		1	1	1	3	1	1.2%	
Erratic, Reckless or Aggressive	31		0	1	0	1	0	0.4%	
Other Contributing Action			29	39	38	106	35	42.2%	
WEATHER CONDITIONS	Clear	1		53	70	68	191	64	76.1%
	Cloudy	2		8	9	12	29	10	11.6%
	Rain	3		10	12	8	30	10	12.0%
	Fog, Smog, Smoke	4		0	0	0	0	0	0.0%
	Sleet/Hail/Freezing Rain	5		0	0	0	0	0	0.0%
	Blowing Sand, Soil, Dirt	6		0	0	0	0	0	0.0%
	Severe Crosswinds	7		0	0	0	0	0	0.0%
	Other			0	1	0	1	0	0.4%

**State of Florida Department of Transportation  
CRASH SUMMARY**

SECTION: **86028000** STATE ROUTE: **834**  
 ROADWAY LIMITS: **NA** M.P. **7.360** TO **8.185** ENGINEER: **AECOM**  
 STUDY PERIOD: **FROM 1/ 2013 TO 12/ 2013** COUNTY: **Broward**

No.	MILE POST	DATE	DAY	TIME	CRASH TYPE	FATAL	INJURIES	PROP DAM	DAY / NIGHT	WET / DRY	CONTRIBUTING CAUSE (VEHICLE ONLY)
1	7.391	05/03/13	Fri	1448	Pedalcycle	0	1	0	Day	Dry	Not Coded
2	7.391	08/08/13	Thu	1530	Rear-End	0	0	1	Day	Dry	No Contributing Action
3	7.401	01/05/13	Sat	1743	Rear-End	0	0	1	Day	Dry	Not Coded
4	7.401	05/15/13	Wed	1659	Rear-End	0	0	1	Day	Dry	Followed too Closely
5	7.406	11/25/13	Mon	1330	Concrete Traffic Barrier	0	0	1	Day	Dry	Over-Correcting/Over-Steering
6	7.406	11/30/13	Sat	2105	Sideswipe	0	0	1	Night	Dry	#N/A
7	7.406	06/17/13	Mon	0718	Rear-End	0	0	1	Day	Dry	Careless or Negligent Manner
8	7.408	02/23/13	Sat	0006	Rear-End	0	0	1	Night	Dry	Followed too Closely
9	7.410	01/12/13	Sat	1011	Angle	0	0	1	Day	Dry	Ran Red Light
10	7.410	02/15/13	Fri	1843	Sideswipe	0	0	1	Night	Wet	Failed to Yield Right-Of-Way
11	7.410	02/15/13	Fri	2322	Rear-End	0	2	0	Night	Wet	Other Contributing Action
12	7.410	06/21/13	Fri	0245	Angle	0	0	1	Night	Dry	No Contributing Action
13	7.410	09/27/13	Fri	0920	Not Coded	0	1	0	Day	Dry	Failed to Yield Right-Of-Way
14	7.424	11/22/13	Fri	1430	Rear-End	0	0	1	Day	Dry	No Contributing Action
15	7.448	09/13/13	Fri	1739	Sideswipe	0	0	1	Day	Dry	No Contributing Action
16	7.453	07/20/13	Sat	1615	Rear-End	0	1	0	Day	Dry	Other Contributing Action
17	7.455	12/23/13	Mon	1155	Other Non-Collision	0	0	1	Day	Dry	#N/A
18	7.457	09/21/13	Sat	1220	Rear-End	0	2	0	Day	Dry	Careless or Negligent Manner
19	7.459	09/24/13	Tue	2250	Angle	0	0	1	Night	Dry	#N/A
20	7.459	12/22/13	Sun	0755	Head-On	0	1	0	Day	Dry	#N/A
21	7.459	06/13/13	Thu	1057	Angle	0	0	1	Day	Dry	Disregarded Other Traffic Sign
22	7.468	11/05/13	Tue	1800	Not Coded	0	0	1	Night	Wet	Failed to Yield Right-Of-Way
23	7.468	06/04/13	Tue	0812	Rear-End	0	0	1	Day	Wet	Drove too Fast for Conditions
24	7.497	11/06/13	Wed	1433	Other Non-Fixed Object	0	1	0	Day	Dry	Careless or Negligent Manner
25	7.537	10/22/13	Tue	1300	Rear-End	0	0	1	Day	Dry	#N/A
26	7.544	09/14/13	Sat	2010	Rear-End	0	0	1	Day	Dry	No Contributing Action
27	7.545	11/19/13	Tue	0555	Sideswipe	0	0	1	Night	Dry	Failed to Yield Right-Of-Way
28	7.546	10/09/13	Wed	1257	Rear-End	0	0	1	Day	Dry	No Contributing Action
29	7.622	03/11/13	Mon	1900	Sideswipe	0	0	1	Day	Dry	No Contributing Action
30	7.631	01/19/13	Sat	1321	Rear-End	0	0	1	Day	Wet	Other Contributing Action
31	7.641	08/20/13	Tue	0825	Angle	0	0	1	Day	Dry	Improper Turn
32	7.648	07/04/13	Thu	1340	Sideswipe	0	1	0	Day	Dry	Other Contributing Action
33	7.659	05/23/13	Thu	1410	Rear-End	0	0	1	Day	Dry	Ran Red Light
34	7.659	08/17/13	Sat	2211	Rear-End	0	0	1	Night	Dry	No Contributing Action
35	7.694	04/23/13	Tue	2000	Rear-End	0	1	0	Night	Dry	Followed too Closely
36	7.712	05/27/13	Mon	0120	Rear-End	0	6	0	Night	Dry	Other Contributing Action
37	7.713	09/13/13	Fri	1005	Sideswipe	0	0	1	Day	Dry	Failed to Yield Right-Of-Way
38	7.818	02/13/13	Wed	1340	Sideswipe	0	1	0	Day	Dry	Not Coded
39	7.838	11/26/13	Tue	0700	Rear-End	0	0	1	Day	Dry	#N/A
40	7.864	11/12/13	Tue	0805	Rear-End	0	0	1	Day	Dry	#N/A
41	7.883	01/19/13	Sat	1251	Rear-End	0	3	0	Day	Wet	Careless or Negligent Manner
42	7.902	09/19/13	Thu	2310	Not Coded	0	2	0	Night	Wet	Careless or Negligent Manner
43	7.906	10/25/13	Fri	1942	Rear-End	0	0	1	Night	Dry	#N/A
44	7.911	12/08/13	Sun	0315	Rear-End	0	1	0	Night	Wet	No Contributing Action
45	7.930	03/23/13	Sat	0752	Not Coded	0	2	0	Day	Wet	Ran Red Light
46	7.946	01/22/13	Tue	1327	Other Traffic Barrier	0	1	0	Day	Dry	Disregarded other Road Markings
47	8.078	03/07/13	Thu	0858	Sideswipe	0	0	1	Day	Dry	#N/A
48	8.088	12/08/13	Sun	0320	Rear-End	0	0	1	Night	Wet	Swerved Or Avoided
49	8.097	04/19/13	Fri	1420	Rear-End	0	0	1	Day	Dry	Other Contributing Action
50	8.116	01/21/13	Mon	2000	Rear-End	0	0	1	Night	Wet	Failed To Keep In Proper Lane
51	8.116	04/06/13	Sat	1455	Rear-End	0	0	1	Day	Dry	Not Coded
52	8.126	03/04/13	Mon	0950	Rear-End	0	0	1	Day	Dry	Other Contributing Action
53	8.131	07/26/13	Fri	0915	Rear-End	0	0	1	Day	Dry	Careless or Negligent Manner
54	8.133	04/09/13	Tue	1400	Sideswipe	0	0	1	Day	Dry	#N/A
55	8.134	12/05/13	Thu	1046	Rear-End	0	1	0	Day	Dry	Other Contributing Action
56	8.135	03/13/13	Wed	2200	Angle	0	0	1	Night	Dry	Improper Turn
57	8.135	09/11/13	Wed	0640	Rear-End	0	1	0	Night	Wet	Other Contributing Action
58	8.135	09/21/13	Sat	2153	Rear-End	0	0	1	Night	Dry	Disregarded Other Traffic Sign
59	8.135	10/27/13	Sun	1810	Angle	0	1	0	Day	Dry	#N/A
60	8.135	01/10/13	Thu	1903	Sideswipe	0	0	1	Night	Dry	Not Coded
61	8.135	01/26/13	Sat	1632	Head-On	0	1	0	Day	Dry	Improper Turn
62	8.135	05/02/13	Thu	0900	Rear-End	0	0	1	Day	Dry	Failed To Keep In Proper Lane
63	8.135	05/09/13	Thu	1120	Angle	0	1	0	Day	Dry	No Contributing Action
64	8.135	12/26/13	Thu	0700	Overturn/Rollover	0	1	0	Day	Dry	Ran Red Light
65	8.135	07/14/13	Sun	1908	Angle	0	0	1	Night	Wet	Other Contributing Action
66	8.135	07/14/13	Sun	1826	Rear-End	0	0	1	Day	Wet	Ran Red Light
67	8.135	08/20/13	Tue	1430	Sideswipe	0	0	1	Day	Dry	Careless or Negligent Manner
68	8.135	09/20/13	Fri	0715	Sideswipe	0	0	1	Day	Dry	Other Contributing Action
69	8.135	10/11/13	Fri	1430	Rear-End	0	1	0	Day	Dry	Other Contributing Action
70	8.137	11/08/13	Fri	2200	Traffic Sign Support	0	0	1	Night	Wet	#N/A
71	8.163	02/24/13	Sun	1400	Rear-End	0	0	1	Day	Dry	Followed too Closely

Total No.	Fatal	Injury	PDO	Rear-End	Head-On	Angle	Left-Turn	Right-Turn	Sideswipe	Backed Into	Ped/Bike	Parked Car	Fixed Object	Ran into Water	Other
71	0	23	48	36	2	9	0	0	13	0	1	0	3	0	7
Percent	0.00%	32.39%	67.61%	50.70%	2.82%	12.68%	0.00%	0.00%	18.31%	0.00%	1.41%	0.00%	4.23%	0.00%	9.86%
Contrib. Cause	Day	Night	Wet	Dry	Careless Driving	FTYRW	Improper Turn	Ran Red Light	Exceeded Speed	Improper Passing	Disreg Cntl Dev	Erratic/ Aggress	Ran off Road	DUI	Wrong Way



**State of Florida Department of Transportation  
CRASH SUMMARY**

SECTION: <b>86028000</b>													STATE ROUTE: <b>834</b>						
ROADWAY LIMITS: <b>NA</b>													M.P. <b>7.360</b>		TO <b>8.185</b>		ENGINEER: <b>AECOM</b>		
STUDY PERIOD: FROM <b>1/ 2013</b>													TO <b>12/ 2013</b>		COUNTY: <b>Broward</b>				
No.	MILE POST	DATE	DAY	TIME	CRASH TYPE			FATAL	INJURIES	PROP DAM	DAY / NIGHT	WET / DRY	CONTRIBUTING CAUSE (VEHICLE ONLY)						
<b>Total</b>	<b>49</b>	<b>22</b>	<b>15</b>	<b>56</b>	<b>7</b>	<b>5</b>	<b>3</b>	<b>5</b>	<b>1</b>	<b>0</b>	<b>3</b>	<b>0</b>	<b>0</b>	<b>1</b>	<b>0</b>				
<b>Percent</b>	<b>69.01%</b>	<b>30.99%</b>	<b>21.13%</b>	<b>78.87%</b>	<b>9.86%</b>	<b>7.04%</b>	<b>4.23%</b>	<b>7.04%</b>	<b>1.41%</b>	<b>0.00%</b>	<b>4.23%</b>	<b>0.00%</b>	<b>0.00%</b>	<b>1.41%</b>	<b>0.00%</b>				

**State of Florida Department of Transportation  
CRASH SUMMARY**

SECTION: **86028000** STATE ROUTE: **834**  
 ROADWAY LIMITS: **NA** M.P. **7.360** TO **8.185** ENGINEER: **AECOM**  
 STUDY PERIOD: **FROM 1/ 2014** TO **12/ 2014** COUNTY: **Broward**

No.	MILE POST	DATE	DAY	TIME	CRASH TYPE	FATAL	INJURIES	PROP DAM	DAY / NIGHT	WET / DRY	CONTRIBUTING CAUSE (VEHICLE ONLY)
1	7.372	04/15/14	Tue	1514	Other Non-Fixed Object	0	1	0	Day	Wet	Followed too Closely
2	7.396	10/21/14	Tue	1934	Rear-End	0	4	0	Night	Dry	Followed too Closely
3	7.401	06/25/14	Wed	0617	Sideswipe	0	0	1	Day	Dry	#N/A
4	7.401	07/21/14	Mon	0736	Angle	0	0	1	Day	Dry	Failed to Yield Right-Of-Way
5	7.405	04/12/14	Sat	0800	Overturn/Rollover	0	0	1	Day	Dry	#N/A
6	7.406	01/18/14	Sat	1120	Angle	0	0	1	Day	Dry	Improper Turn
7	7.408	03/29/14	Sat	2129	Rear-End	0	4	0	Night	Wet	Followed too Closely
8	7.408	11/23/14	Sun	2250	Sideswipe	0	0	1	Night	Dry	Disregarded Other Traffic Sign
9	7.410	02/24/14	Mon	0710	Rear-End	0	0	1	Day	Dry	#N/A
10	7.410	08/02/14	Sat	1230	Sideswipe	0	0	1	Day	Dry	Failed to Yield Right-Of-Way
11	7.410	08/26/14	Tue	0650	Angle	0	0	1	Day	Wet	#N/A
12	7.410	09/16/14	Tue	0432	Angle	0	0	1	Night	Dry	#N/A
13	7.411	05/05/14	Mon	1809	Rear-End	0	0	1	Day	Dry	#N/A
14	7.412	11/03/14	Mon	1658	Sideswipe	0	0	1	Night	Dry	Improper Passing
15	7.414	09/20/14	Sat	0333	Rear-End	0	0	1	Night	Wet	#N/A
16	7.421	01/22/14	Wed	1537	Rear-End	0	0	1	Day	Dry	Followed too Closely
17	7.440	10/20/14	Mon	0811	Angle	0	1	0	Day	Dry	Careless or Negligent Manner
18	7.445	02/10/14	Mon	1537	Sideswipe	0	0	1	Day	Dry	Other Contributing Action
19	7.455	01/29/14	Wed	2215	Sideswipe	0	0	1	Night	Wet	Erratic, Reckless or Aggressive
20	7.457	04/11/14	Fri	1430	Rear-End	0	0	1	Day	Dry	#N/A
21	7.459	01/15/14	Wed	0105	Angle	0	0	1	Night	Dry	#N/A
22	7.459	03/01/14	Sat	1554	Rear-End	0	1	0	Day	Dry	Careless or Negligent Manner
23	7.459	04/28/14	Mon	2034	Not Coded	0	1	0	Night	Dry	No Contributing Action
24	7.459	04/30/14	Wed	0710	Sideswipe	0	0	1	Day	Dry	Failed to Yield Right-Of-Way
25	7.459	06/08/14	Sun	0223	Angle	0	0	1	Night	Wet	#N/A
26	7.459	12/06/14	Sat	0037	Angle	0	6	0	Night	Wet	Swerved Or Avoided
27	7.461	01/07/14	Tue	2007	Rear-End	0	3	0	Night	Wet	Other Contributing Action
28	7.461	08/10/14	Sun	1420	Angle	0	1	0	Day	Dry	Other Contributing Action
29	7.463	09/11/14	Thu	1905	Rear-End	0	1	0	Night	Wet	Drove too Fast for Conditions
30	7.463	11/19/14	Wed	1425	Rear-End	0	0	1	Day	Wet	Followed too Closely
31	7.468	08/30/14	Sat	0114	Rear-End	0	1	0	Night	Dry	#N/A
32	7.497	05/22/14	Thu	1625	Not Coded	0	0	1	Day	Dry	Other Contributing Action
33	7.497	12/23/14	Tue	1927	Rear-End	0	4	0	Night	Dry	Followed too Closely
34	7.516	05/16/14	Fri	1331	Rear-End	0	0	1	Day	Dry	Other Contributing Action
35	7.532	05/08/14	Thu	0735	Rear-End	0	0	1	Day	Dry	No Contributing Action
36	7.544	10/21/14	Tue	0750	Rear-End	0	0	1	Day	Wet	#N/A
37	7.546	08/16/14	Sat	1437	Rear-End	0	0	1	Day	Dry	Careless or Negligent Manner
38	7.565	04/02/14	Wed	0735	Rear-End	0	1	0	Day	Dry	Followed too Closely
39	7.584	08/09/14	Sat	1520	Rear-End	0	2	0	Day	Dry	Careless or Negligent Manner
40	7.611	12/24/14	Wed	1609	Rear-End	0	0	1	Day	Dry	#N/A
41	7.635	06/25/14	Wed	0220	Sideswipe	0	0	1	Night	Dry	Careless or Negligent Manner
42	7.659	08/09/14	Sat	0605	Sideswipe	0	0	1	Day	Dry	Careless or Negligent Manner
43	7.659	01/06/14	Mon	1448	Angle	0	1	0	Day	Dry	Ran Red Light
44	7.659	02/13/14	Thu	0026	Not Coded	0	1	0	Night	Wet	Careless or Negligent Manner
45	7.659	07/03/14	Thu	1759	Angle	0	0	1	Day	Dry	Failed to Yield Right-Of-Way
46	7.659	07/09/14	Wed	1124	Sideswipe	0	0	1	Day	Dry	Failed To Keep In Proper Lane
47	7.663	02/28/14	Fri	1548	Rear-End	0	1	0	Day	Dry	Other Contributing Action
48	7.663	11/17/14	Mon	0218	Rear-End	0	0	1	Night	Dry	#N/A
49	7.669	10/20/14	Mon	0319	Curb	0	0	1	Night	Dry	Ran Off Roadway
50	7.687	03/11/14	Tue	1102	Rear-End	0	1	0	Day	Dry	Followed too Closely
51	7.723	12/18/14	Thu	2314	Rear-End	0	0	1	Night	Dry	Careless or Negligent Manner
52	7.731	06/02/14	Mon	2050	Rear-End	0	1	0	Night	Dry	Other Contributing Action
53	7.808	07/31/14	Thu	0045	Rear-End	0	0	1	Night	Dry	#N/A
54	7.819	01/29/14	Wed	1315	Rear-End	0	0	1	Day	Wet	Careless or Negligent Manner
55	7.838	02/17/14	Mon	1019	Rear-End	0	0	1	Day	Dry	Followed too Closely
56	7.902	02/01/14	Sat	1422	Rear-End	0	1	0	Day	Dry	Other Contributing Action
57	7.910	01/26/14	Sun	1940	Rear-End	0	1	0	Night	Dry	Followed too Closely
58	7.911	09/03/14	Wed	1231	Angle	0	0	1	Day	Dry	Careless or Negligent Manner
59	7.946	02/26/14	Wed	2125	Not Coded	1	0	0	Night	Dry	No Contributing Action
60	8.040	08/28/14	Thu	1152	Rear-End	0	2	0	Day	Dry	Followed too Closely
61	8.040	09/08/14	Mon	2255	Rear-End	0	1	0	Night	Dry	Other Contributing Action
62	8.097	09/04/14	Thu	0845	Rear-End	0	0	1	Day	Wet	#N/A
63	8.097	09/19/14	Fri	0930	Rear-End	0	0	1	Day	Dry	Followed too Closely
64	8.116	07/10/14	Thu	1130	Sideswipe	0	0	1	Day	Dry	Other Contributing Action
65	8.116	12/20/14	Sat	0743	Curb	0	0	1	Day	Dry	No Contributing Action
66	8.131	02/24/14	Mon	1730	Sideswipe	0	0	1	Night	Dry	#N/A
67	8.131	07/18/14	Fri	0855	Rear-End	0	1	0	Day	Dry	Followed too Closely
68	8.131	09/09/14	Tue	1322	Sideswipe	0	0	1	Day	Dry	No Contributing Action
69	8.133	02/06/14	Thu	1217	Sideswipe	0	0	1	Day	Dry	#N/A
70	8.133	03/31/14	Mon	1155	Sideswipe	0	0	1	Day	Dry	#N/A
71	8.133	05/12/14	Mon	0930	Sideswipe	0	0	1	Day	Dry	Failed To Keep In Proper Lane
72	8.133	09/07/14	Sun	1747	Sideswipe	0	0	1	Day	Dry	Careless or Negligent Manner
73	8.134	01/27/14	Mon	1015	Sideswipe	0	0	1	Day	Dry	Other Contributing Action
74	8.135	01/12/14	Sun	0200	Not Coded	0	3	0	Day	Dry	Failed to Yield Right-Of-Way
75	8.135	01/28/14	Tue	1900	Rear-End	0	0	1	Night	Dry	No Contributing Action
76	8.135	02/08/14	Sat	1930	Angle	0	0	1	Night	Dry	Other Contributing Action
77	8.135	06/13/14	Fri	0740	Angle	0	0	1	Day	Dry	Other Contributing Action



**State of Florida Department of Transportation  
CRASH SUMMARY**

SECTION: 86028000 STATE ROUTE: 834  
ROADWAY LIMITS: NA M.P. 7.360 TO 8.185 ENGINEER: AECOM  
STUDY PERIOD: FROM 1/ 2014 TO 12/ 2014 COUNTY: Broward

No.	MILE POST	DATE	DAY	TIME	CRASH TYPE			FATAL	INJURIES	PROP DAM	DAY / NIGHT	WET / DRY	CONTRIBUTING CAUSE (VEHICLE ONLY)		
78	8.135	09/02/14	Tue	0620	Not Coded			0	0	1	Night	Dry	#N/A		
79	8.135	11/06/14	Thu	0605	Head-On			0	0	1	Night	Dry	Failed to Yield Right-Of-Way		
80	8.135	11/09/14	Sun	0825	Not Coded			0	1	0	Day	Wet	No Contributing Action		
81	8.135	11/21/14	Fri	1827	Angle			0	1	0	Night	Wet	#N/A		
82	8.135	12/08/14	Mon	1337	Rear-End			0	3	0	Day	Dry	Followed too Closely		
83	8.135	12/13/14	Sat	0109	Sideswipe			0	0	1	Night	Dry	No Contributing Action		
84	8.135	12/19/14	Fri	0231	Angle			0	0	1	Night	Dry	#N/A		
85	8.136	05/14/14	Wed	0756	Rear-End			0	0	1	Day	Wet	Other Contributing Action		
86	8.136	08/10/14	Sun	0140	Sideswipe			0	0	1	Night	Dry	#N/A		
87	8.138	11/14/14	Fri	0605	Pedestrian			0	1	0	Night	Dry	No Contributing Action		
88	8.139	02/08/14	Sat	2132	Angle			0	0	1	Night	Dry	No Contributing Action		
89	8.154	01/28/14	Tue	1510	Rear-End			0	0	1	Day	Dry	#N/A		
90	8.154	11/06/14	Thu	0633	Not Coded			0	1	0	Night	Dry	Failed to Yield Right-Of-Way		
91	8.173	01/08/14	Wed	1541	Rear-End			0	0	1	Day	Wet	#N/A		
92	8.173	11/15/14	Sat	1100	Sideswipe			0	0	1	Day	Dry	No Contributing Action		
<b>Total No.</b>	<b>Fatal</b>	<b>Injury</b>	<b>PDO</b>	<b>Rear-End</b>	<b>Head-On</b>	<b>Angle</b>	<b>Left-Turn</b>	<b>Right-Turn</b>	<b>Sideswipe</b>	<b>Backed Into</b>	<b>Ped/Bike</b>	<b>Parked Car</b>	<b>Fixed Object</b>	<b>Ran into Water</b>	<b>Other</b>
92	1	30	61	40	1	17	0	0	21	0	1	0	2	0	10
<b>Percent</b>	<b>1.09%</b>	<b>32.61%</b>	<b>66.30%</b>	<b>43.48%</b>	<b>1.09%</b>	<b>18.48%</b>	<b>0.00%</b>	<b>0.00%</b>	<b>22.83%</b>	<b>0.00%</b>	<b>1.09%</b>	<b>0.00%</b>	<b>2.17%</b>	<b>0.00%</b>	<b>10.87%</b>
<b>Contrib. Cause</b>	<b>Day</b>	<b>Night</b>	<b>Wet</b>	<b>Dry</b>	<b>Careless Driving</b>	<b>FTYRW</b>	<b>Improper Turn</b>	<b>Ran Red Light</b>	<b>Exceeded Speed</b>	<b>Improper Passing</b>	<b>Disreg Cntl Dev</b>	<b>Erratic/Aggress</b>	<b>Ran off Road</b>	<b>DUI</b>	<b>Wrong Way</b>
<b>Total</b>	<b>55</b>	<b>37</b>	<b>18</b>	<b>74</b>	<b>11</b>	<b>7</b>	<b>1</b>	<b>1</b>	<b>1</b>	<b>1</b>	<b>1</b>	<b>1</b>	<b>1</b>	<b>2</b>	<b>0</b>

**State of Florida Department of Transportation  
CRASH SUMMARY**

SECTION: <b>86028000</b>													STATE ROUTE: <b>834</b>		
ROADWAY LIMITS: <b>NA</b>					M.P. <b>7.360</b>		TO <b>8.185</b>		ENGINEER: <b>AECOM</b>						
STUDY PERIOD: FROM <b>1/ 2014</b>					TO <b>12/ 2014</b>		COUNTY: <b>Broward</b>								
No.	MILE POST	DATE	DAY	TIME	CRASH TYPE			FATAL	INJURIES	PROP DAM	DAY / NIGHT	WET / DRY	CONTRIBUTING CAUSE (VEHICLE ONLY)		
<i>Percent</i>	<i>59.78%</i>	<i>40.22%</i>	<i>19.57%</i>	<i>80.43%</i>	<i>11.96%</i>	<i>7.61%</i>	<i>1.09%</i>	<i>1.09%</i>	<i>1.09%</i>	<i>1.09%</i>	<i>1.09%</i>	<i>1.09%</i>	<i>1.09%</i>	<i>2.17%</i>	<i>0.00%</i>



**State of Florida Department of Transportation  
CRASH SUMMARY**

SECTION: **86028000** STATE ROUTE: **834**  
 ROADWAY LIMITS: **NA** M.P. **7.360** TO **8.185** ENGINEER: **AECOM**  
 STUDY PERIOD: FROM **1/ 2015** TO **12/ 2015** COUNTY: **Broward**

No.	MILE POST	DATE	DAY	TIME	CRASH TYPE	FATAL	INJURIES	PROP DAM	DAY / NIGHT	WET / DRY	CONTRIBUTING CAUSE (VEHICLE ONLY)
1	7.363	11/27/15	Fri	1733	Not Coded	0	1	0	Day	Dry	#N/A
2	7.364	08/24/15	Mon	1020	Sideswipe	0	0	1	Day	Dry	#N/A
3	7.372	01/03/15	Sat	1618	Angle	0	0	1	Day	Dry	#N/A
4	7.372	03/30/15	Mon	1212	Angle	0	0	1	Day	Dry	Other Contributing Action
5	7.391	06/25/15	Thu	0952	Rear-End	0	0	1	Day	Dry	#N/A
6	7.401	01/03/15	Sat	1851	Angle	0	0	1	Night	Dry	Improper Turn
7	7.401	10/02/15	Fri	0805	Sideswipe	0	0	1	Day	Dry	Careless or Negligent Manner
8	7.402	05/21/15	Thu	1714	Rear-End	0	0	1	Day	Dry	Followed too Closely
9	7.409	10/07/15	Wed	1935	Rear-End	0	0	1	Night	Wet	Followed too Closely
10	7.410	02/18/15	Wed	0741	Angle	0	1	0	Day	Dry	Failed to Yield Right-Of-Way
11	7.410	05/22/15	Fri	1015	Angle	0	1	0	Day	Dry	Ran Red Light
12	7.410	05/22/15	Fri	1712	Overturn/Rollover	0	2	0	Day	Dry	Other Contributing Action
13	7.410	06/13/15	Sat	2002	Other Fixed Object	0	0	1	Night	Dry	No Contributing Action
14	7.421	08/24/15	Mon	1407	Rear-End	0	0	1	Day	Dry	Followed too Closely
15	7.431	09/13/15	Sun	2335	Rear-End	0	0	1	Night	Dry	#N/A
16	7.445	09/28/15	Mon	0843	Angle	0	0	1	Day	Dry	Other Contributing Action
17	7.457	09/08/15	Tue	0710	Not Coded	0	0	1	Day	Dry	#N/A
18	7.459	03/07/15	Sat	1030	Sideswipe	0	1	0	Day	Dry	#N/A
19	7.461	04/21/15	Tue	1820	Sideswipe	0	0	1	Night	Dry	No Contributing Action
20	7.461	09/23/15	Wed	1432	Sideswipe	0	0	1	Day	Dry	#N/A
21	7.497	11/19/15	Thu	1544	Not Coded	0	0	1	Day	Dry	#N/A
22	7.516	06/01/15	Mon	1959	Sideswipe	0	1	0	Day	Dry	Failed To Keep In Proper Lane
23	7.542	08/30/15	Sun	1125	Rear-End	0	1	0	Day	Dry	Other Contributing Action
24	7.546	02/13/15	Fri	2117	Head-On	0	1	0	Night	Dry	Improper Turn
25	7.546	07/26/15	Sun	0242	Sideswipe	0	0	1	Night	Dry	#N/A
26	7.546	10/12/15	Mon	0750	Sideswipe	0	1	0	Day	Dry	Improper Turn
27	7.546	11/11/15	Wed	0841	Angle	0	0	1	Day	Dry	No Contributing Action
28	7.546	12/18/15	Fri	0915	Pedestrian	0	0	1	Day	Dry	#N/A
29	7.590	03/21/15	Sat	2330	Rear-End	0	1	0	Night	Dry	#N/A
30	7.603	11/09/15	Mon	1735	Rear-End	0	1	0	Night	Dry	Followed too Closely
31	7.611	01/23/15	Fri	1948	Rear-End	0	0	1	Night	Dry	#N/A
32	7.626	11/18/15	Wed	1754	Rear-End	0	0	1	Night	Dry	#N/A
33	7.640	05/23/15	Sat	0314	Rear-End	0	0	1	Night	Dry	Careless or Negligent Manner
34	7.645	12/04/15	Fri	0721	Sideswipe	0	0	1	Night	Wet	No Contributing Action
35	7.648	04/12/15	Sun	1240	Rear-End	0	2	0	Day	Dry	Followed too Closely
36	7.648	06/29/15	Mon	1247	Rear-End	0	0	1	Day	Dry	Careless or Negligent Manner
37	7.648	08/16/15	Sun	0138	Pedestrian	0	1	0	Night	Dry	#N/A
38	7.650	09/26/15	Sat	0200	Sideswipe	0	4	0	Night	Dry	#N/A
39	7.657	05/13/15	Wed	2109	Rear-End	0	0	1	Night	Dry	Other Contributing Action
40	7.658	10/10/15	Sat	2308	Rear-End	0	0	1	Night	Dry	Followed too Closely
41	7.659	09/28/15	Mon	1748	Rear-End	0	0	1	Day	Dry	Careless or Negligent Manner
42	7.661	06/27/15	Sat	1157	Rear-End	0	0	1	Day	Wet	Followed too Closely
43	7.663	06/26/15	Fri	1835	Rear-End	0	0	1	Day	Dry	Careless or Negligent Manner
44	7.663	10/15/15	Thu	0550	Rear-End	0	1	0	Night	Dry	Followed too Closely
45	7.707	11/08/15	Sun	0355	Rear-End	0	0	1	Night	Dry	#N/A
46	7.712	12/25/15	Fri	1030	Utility Pole/Light Support	0	1	0	Day	Dry	Careless or Negligent Manner
47	7.745	11/28/15	Sat	0230	Tree (Standing)	0	1	0	Night	Wet	Swerved Or Avoided
48	7.756	09/16/15	Wed	2107	Rear-End	0	1	0	Night	Dry	Followed too Closely
49	7.762	01/15/15	Thu	1935	Rear-End	0	0	1	Night	Wet	#N/A
50	7.802	11/27/15	Fri	0352	Not Coded	0	0	1	Night	Dry	Careless or Negligent Manner
51	7.803	11/22/15	Sun	1248	Rear-End	0	0	1	Day	Wet	#N/A
52	7.819	11/23/15	Mon	2030	Rear-End	0	1	0	Night	Dry	Followed too Closely
53	7.847	01/05/15	Mon	1214	Rear-End	0	0	1	Day	Dry	#N/A
54	7.855	12/03/15	Thu	1120	Rear-End	0	2	0	Day	Dry	Followed too Closely
55	7.885	01/06/15	Tue	2109	Rear-End	0	2	0	Night	Wet	Followed too Closely
56	7.902	01/24/15	Sat	2321	Rear-End	0	0	1	Night	Dry	No Contributing Action
57	7.915	03/30/15	Mon	2115	Rear-End	0	3	0	Night	Dry	Followed too Closely
58	7.930	07/02/15	Thu	1200	Rear-End	0	0	1	Day	Dry	Careless or Negligent Manner
59	7.940	06/10/15	Wed	1258	Rear-End	0	0	1	Day	Dry	#N/A
60	7.946	08/19/15	Wed	0838	Rear-End	0	2	0	Day	Dry	Careless or Negligent Manner
61	7.946	12/19/15	Sat	0840	Sideswipe	0	0	1	Day	Dry	Other Contributing Action
62	8.040	01/24/15	Sat	1525	Rear-End	0	0	1	Day	Dry	Followed too Closely
63	8.040	12/16/15	Wed	0735	Angle	0	2	0	Day	Dry	Failed To Keep In Proper Lane
64	8.061	03/21/15	Sat	1518	Rear-End	0	0	1	Day	Dry	No Contributing Action
65	8.071	01/08/15	Thu	2033	Rear-End	0	1	0	Night	Wet	Followed too Closely
66	8.078	04/13/15	Mon	1533	Rear-End	0	0	1	Day	Dry	Careless or Negligent Manner
67	8.078	07/02/15	Thu	1345	Sideswipe	0	0	1	Day	Dry	#N/A
68	8.080	05/23/15	Sat	0939	Rear-End	0	1	0	Day	Dry	Careless or Negligent Manner
69	8.116	02/21/15	Sat	1352	Sideswipe	0	0	1	Day	Dry	Failed To Keep In Proper Lane
70	8.127	07/03/15	Fri	1932	Rear-End	0	0	1	Day	Dry	#N/A
71	8.133	06/20/15	Sat	0745	Rear-End	0	0	1	Day	Dry	Followed too Closely
72	8.134	09/28/15	Mon	0930	Angle	0	0	1	Day	Dry	Other Contributing Action
73	8.135	03/17/15	Tue	1615	Angle	0	0	1	Day	Dry	Failed to Yield Right-Of-Way
74	8.135	04/01/15	Wed	0745	Angle	0	0	1	Day	Dry	#N/A
75	8.135	04/27/15	Mon	1323	Rear-End	0	2	0	Day	Dry	Followed too Closely
76	8.135	03/06/15	Fri	2103	Sideswipe	0	0	1	Night	Dry	#N/A
77	8.135	08/17/15	Mon	0055	Sideswipe	0	0	1	Night	Dry	No Contributing Action
78	8.135	09/07/15	Mon	1443	Head-On	0	0	1	Day	Wet	#N/A
79	8.135	09/19/15	Sat	0630	Rear-End	0	0	1	Night	Dry	#N/A
80	8.135	11/14/15	Sat	0050	Angle	0	0	1	Night	Wet	Failed to Yield Right-Of-Way
81	8.135	12/07/15	Mon	0800	Sideswipe	0	0	1	Day	Dry	Other Contributing Action

**State of Florida Department of Transportation  
CRASH SUMMARY**

SECTION: 86028000 STATE ROUTE: 834  
 ROADWAY LIMITS: NA M.P. 7.360 TO 8.185 ENGINEER: AECOM  
 STUDY PERIOD: FROM 1/ 2015 TO 12/ 2015 COUNTY: Broward

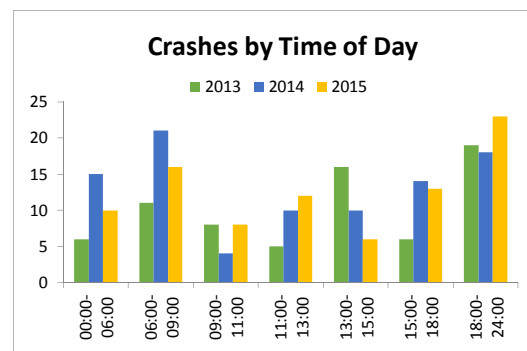
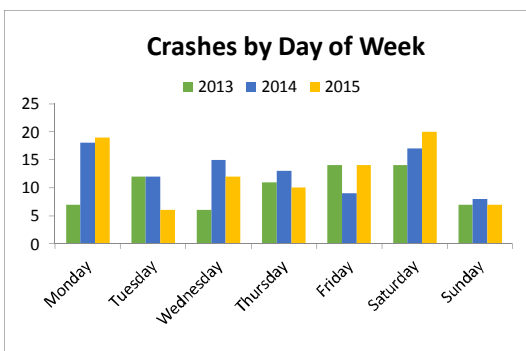
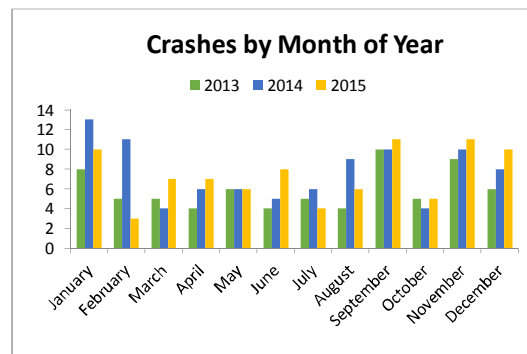
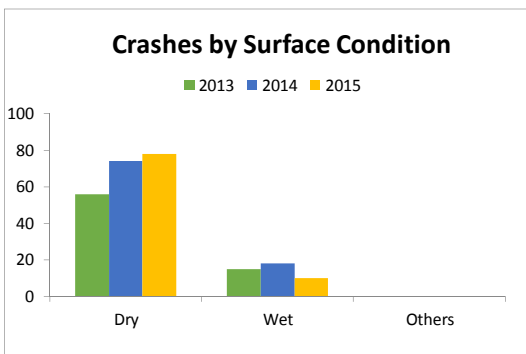
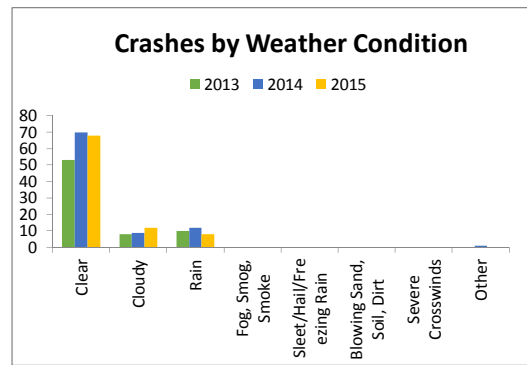
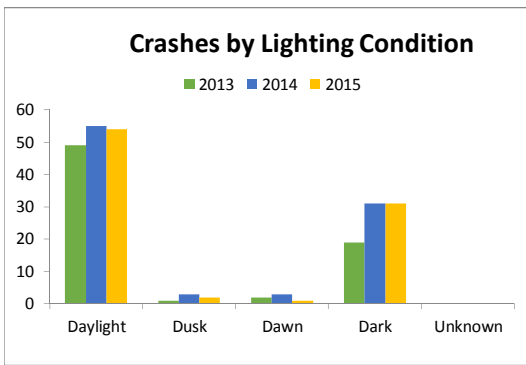
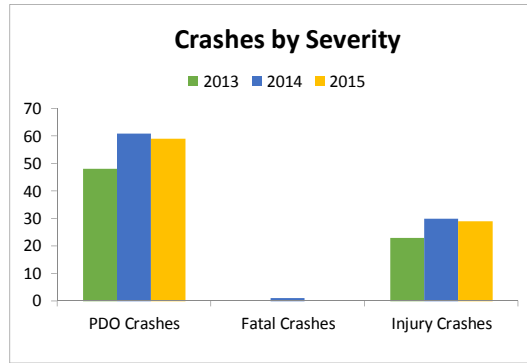
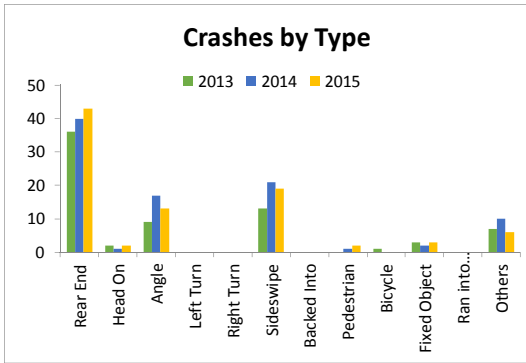
No.	MILE POST	DATE	DAY	TIME	CRASH TYPE	FATAL	INJURIES	PROP DAM	DAY / NIGHT	WET / DRY	CONTRIBUTING CAUSE (VEHICLE ONLY)				
82	8.135	12/16/15	Wed	0750	Sideswipe	0	0	1	Day	Dry	#N/A				
83	8.135	12/19/15	Sat	1849	Angle	0	3	0	Night	Dry	Failed to Yield Right-Of-Way				
84	8.137	09/15/15	Tue	0849	Overturn/Rollover	0	0	1	Day	Dry	Careless or Negligent Manner				
85	8.141	04/17/15	Fri	1250	Rear-End	0	0	1	Day	Dry	Followed too Closely				
86	8.141	12/31/15	Thu	1225	Rear-End	0	0	1	Day	Dry	#N/A				
87	8.144	04/06/15	Mon	1500	Sideswipe	0	0	1	Day	Dry	Other Contributing Action				
88	8.173	01/27/15	Tue	1928	Sideswipe	0	1	0	Night	Dry	Failed To Keep In Proper Lane				
<b>Total No.</b>	<b>Fatal</b>	<b>Injury</b>	<b>PDO</b>	<b>Rear-End</b>	<b>Head-On</b>	<b>Angle</b>	<b>Left-Turn</b>	<b>Right-Turn</b>	<b>Sideswipe</b>	<b>Backed Into</b>	<b>Ped/Bike</b>	<b>Parked Car</b>	<b>Fixed Object</b>	<b>Ran into Water</b>	<b>Other</b>
<b>88</b>	<b>0</b>	<b>29</b>	<b>59</b>	<b>43</b>	<b>2</b>	<b>13</b>	<b>0</b>	<b>0</b>	<b>19</b>	<b>0</b>	<b>2</b>	<b>0</b>	<b>3</b>	<b>0</b>	<b>6</b>
<b>Percent</b>	<b>0.00%</b>	<b>32.95%</b>	<b>67.05%</b>	<b>48.86%</b>	<b>2.27%</b>	<b>14.77%</b>	<b>0.00%</b>	<b>0.00%</b>	<b>21.59%</b>	<b>0.00%</b>	<b>2.27%</b>	<b>0.00%</b>	<b>3.41%</b>	<b>0.00%</b>	<b>6.82%</b>
<b>Contrib. Cause</b>	<b>Day</b>	<b>Night</b>	<b>Wet</b>	<b>Dry</b>	<b>Careless Driving</b>	<b>FTYRW</b>	<b>Improper Turn</b>	<b>Ran Red Light</b>	<b>Exceeded Speed</b>	<b>Improper Passing</b>	<b>Disreg Cntl Dev</b>	<b>Erratic/Aggress</b>	<b>Ran off Road</b>	<b>DUI</b>	<b>Wrong Way</b>
<b>Total</b>	<b>54</b>	<b>34</b>	<b>10</b>	<b>78</b>	<b>12</b>	<b>4</b>	<b>3</b>	<b>1</b>	<b>0</b>	<b>0</b>	<b>0</b>	<b>0</b>	<b>0</b>	<b>1</b>	<b>0</b>
<b>Percent</b>	<b>61.36%</b>	<b>38.64%</b>	<b>11.36%</b>	<b>88.64%</b>	<b>13.64%</b>	<b>4.55%</b>	<b>0</b>	<b>1.14%</b>	<b>0.00%</b>	<b>0.00%</b>	<b>0.00%</b>	<b>0.00%</b>	<b>0.00%</b>	<b>1.14%</b>	<b>0.00%</b>





# CRASH HISTOGRAMS

## Sample Road (SR 834)



## CRASH STATISTICS

I-95 at Sample Road (SR 834)		Criteria	Number of Crashes			5 Year Total Crashes	Mean Crashes Per Year	%	
			Year						
			2013	2014	2015				
CRASH TYPE	Rear End	41	90	95	123	308	103	53.8%	
	Head On	42	2	2	2	6	2	1.0%	
	Angle	43	9	5	7	21	7	3.7%	
	Left Turn	44	0	0	0	0	0	0.0%	
	Right Turn	45	0	0	0	0	0	0.0%	
	Sideswipe	46	28	33	33	94	31	16.4%	
	Backed Into	47	0	0	0	0	0	0.0%	
	Pedestrian	10	0	0	0	0	0	0.0%	
	Bicycle	11	0	0	0	0	0	0.0%	
	<b>Fixed Object</b>	<b>19</b>	<b>39</b>	<b>23</b>	<b>21</b>	<b>20</b>	<b>64</b>	<b>21</b>	<b>11.2%</b>
	Impact Attenuator/Crash Cushion	19	0	0	0	0	0	0	0.0%
	Bridge Overhead Structure	20	0	0	0	0	0	0	0.0%
	Bridge Pier or Support	21	0	0	0	0	0	0	0.0%
	Bridge Rail	22	0	0	0	0	0	0	0.0%
	Culvert	23	0	0	0	0	0	0	0.0%
	Curb	24	0	0	1	1	1	0	0.2%
	Ditch	25	0	1	0	1	1	0	0.2%
	Embankment	26	1	0	0	1	1	0	0.2%
	Guardrail Face	27	2	1	1	4	1	0.7%	
	Guardrail End	28	0	0	0	0	0	0	0.0%
	Cable Barrier	29	0	0	0	0	0	0	0.0%
	Concrete Traffic Barrier	30	13	11	10	34	11	5.9%	
	Other Traffic Barrier	31	0	0	0	0	0	0	0.0%
	Tree (Standing)	32	4	2	7	13	4	2.3%	
	Utility Pole/Light Support	33	1	3	1	5	2	0.9%	
	Traffic Sign Support	34	0	1	0	1	0	0.2%	
	Traffic Signal Support	35	0	0	0	0	0	0.0%	
	Other Post, Pole Or Support	36	0	1	0	1	0	0.2%	
	Fence	37	1	0	0	1	0	0.2%	
	Mailbox	38	0	0	0	0	0	0.0%	
	Other Fixed Object	39	1	1	0	2	1	0.3%	
	<b>Other Non Fixed Object Collisions</b>	<b>12</b>	<b>18</b>	<b>5</b>	<b>8</b>	<b>3</b>	<b>16</b>	<b>5</b>	<b>2.8%</b>
	Railway Vehicle (Train, Engine)	12	0	0	0	0	0	0	0.0%
	Animal	13	0	0	0	0	0	0	0.0%
	Motor Vehicle in Transport	14	0	0	0	0	0	0	0.0%
	Parked Motor Vehicle	15	2	2	1	5	2	0.9%	
	Work Zone/Maintenance Equip.	16	0	0	0	0	0	0.0%	
	Struck by Falling/Shifting Cargo	17	1	2	1	4	1	0.7%	
	Other Non-Fixed Object	18	2	4	1	7	2	1.2%	
	<b>Non-Collisions</b>	<b>1</b>	<b>9</b>	<b>21</b>	<b>19</b>	<b>23</b>	<b>63</b>	<b>21</b>	<b>11.0%</b>
	Overturn/Rollover	1	7	7	5	19	6	3.3%	
	Fire/Explosion	2	0	0	0	0	0	0.0%	
	Immersion	3	0	0	0	0	0	0.0%	
	Jackknife	4	0	0	0	0	0	0.0%	
	Cargo/Equipment Loss or Shift	5	1	0	0	1	0	0.2%	
Fell/Jumped from Motor Vehicle	6	0	0	1	1	0	0.2%		
Thrown or Falling Object	7	1	0	0	1	0	0.2%		
Ran into Water/Canal	8	1	0	0	1	0	0.2%		
Other Non-Collision	9	2	4	2	8	3	1.4%		
<b>Others</b>		9	8	15	32	11	5.6%		
<b>Total Crashes</b>			<b>178</b>	<b>183</b>	<b>211</b>	<b>572</b>	<b>191</b>	<b>100.0%</b>	
SEVERITY	PDO Crashes		113	118	135	366	122	64.0%	
	Fatal Crashes	0	0	1	0	1	0	0.2%	
	Injury Crashes	0	65	64	76	205	68	35.8%	
LIGHTING CONDITIONS	Daylight	1	122	132	142	396	132	69.2%	
	Dusk	2	3	2	9	14	5	2.4%	
	Dawn	3	5	4	5	14	5	2.4%	
	Dark	4	6	48	45	148	49	25.9%	
	Unknown			0	0	0	0	0.0%	



## CRASH STATISTICS

I-95 at Sample Road (SR 834)		Criteria	Number of Crashes			5 Year Total Crashes	Mean Crashes Per Year	%	
			Year						
			2013	2014	2015				
SURFACE CONDITIONS	Dry	1		132	130	164	426	142	74.5%
	Wet	2		46	53	47	146	49	25.5%
	Others			0	0	0	0	0	0.0%
MONTH OF YEAR	January	1		14	24	21	59	20	10.3%
	February	2		18	15	20	53	18	9.3%
	March	3		10	16	14	40	13	7.0%
	April	4		17	9	17	43	14	7.5%
	May	5		11	26	10	47	16	8.2%
	June	6		20	9	9	38	13	6.6%
	July	7		14	14	20	48	16	8.4%
	August	8		13	8	12	33	11	5.8%
	September	9		22	23	16	61	20	10.7%
	October	10		12	15	19	46	15	8.0%
	November	11		17	11	32	60	20	10.5%
	December	12		10	13	21	44	15	7.7%
DAY OF WEEK	Monday	1		31	28	33	92	31	16.1%
	Tuesday	2		21	34	45	100	33	17.5%
	Wednesday	3		28	30	31	89	30	15.6%
	Thursday	4		28	37	38	103	34	18.0%
	Friday	5		36	27	29	92	31	16.1%
	Saturday	6		20	10	16	46	15	8.0%
	Sunday	7		14	17	19	50	17	8.7%
HOUR OF DAY	00:00-06:00	0	600	25	20	24	69	23	12.1%
	06:00-09:00	600	900	49	52	53	154	51	26.9%
	09:00-11:00	900	1100	8	20	27	55	18	9.6%
	11:00-13:00	1100	1300	12	14	10	36	12	6.3%
	13:00-15:00	1300	1500	19	7	13	39	13	6.8%
	15:00-18:00	1500	1800	36	33	45	114	38	19.9%
	18:00-24:00	1800	2400	29	37	39	105	35	18.4%
CONTRIBUTING CAUSES (VEHICLE ONLY)	No Contributing Action	1		31	27	32	90	30	15.7%
	Careless or Negligent Manner	2		66	85	98	249	83	43.5%
	Failed to Yield Right-Of-Way	3		1	1	3	5	2	0.9%
	Improper Backing	4		0	1	0	1	0	0.2%
	Improper Turn	6		0	0	0	0	0	0.0%
	Followed too Closely	10		3	1	4	8	3	1.4%
	Ran Red Light	11		0	0	2	2	1	0.3%
	Drove too Fast for Conditions	12		10	6	2	18	6	3.1%
	Ran Stop Sign	13		0	0	0	0	0	0.0%
	Improper Passing	15		2	2	3	7	2	1.2%
	Exceed Posted Speed	17		0	0	0	0	0	0.0%
	Wrong Side or Wrong Way	21		0	0	0	0	0	0.0%
	Failed To Keep In Proper Lane	25		5	9	4	18	6	3.1%
	Ran Off Roadway	26		2	0	2	4	1	0.7%
	Disregarded Other Traffic Sign	27		0	0	0	0	0	0.0%
	Disregarded other Road Markings	28		0	0	1	1	0	0.2%
	Over-Correcting/Over-Steering	29		2	2	3	7	2	1.2%
	Swerved Or Avoided	30		3	2	3	8	3	1.4%
Erratic, Reckless or Aggressive	31		0	0	0	0	0	0.0%	
Other Contributing Action			53	47	54	154	51	26.9%	
WEATHER CONDITIONS	Clear	1		114	93	146	353	118	61.7%
	Cloudy	2		42	61	41	144	48	25.2%
	Rain	3		22	29	24	75	25	13.1%
	Fog, Smog, Smoke	4		0	0	0	0	0	0.0%
	Sleet/Hail/Freezing Rain	5		0	0	0	0	0	0.0%
	Blowing Sand, Soil, Dirt	6		0	0	0	0	0	0.0%
	Severe Crosswinds	7		0	0	0	0	0	0.0%
	Other			0	0	0	0	0	0.0%

**State of Florida Department of Transportation  
CRASH SUMMARY**

SECTION: 8607000 STATE ROUTE: 9  
 ROADWAY LIMITS: NA M.P. 21.000 TO 22.623 ENGINEER: AECOM  
 STUDY PERIOD: FROM 1/ 2013 TO 12/ 2013 COUNTY: Broward

No.	MILE POST	DATE	DAY	TIME	CRASH TYPE	FATAL	INJURIES	PROP DAM	DAY / NIGHT	WET / DRY	CONTRIBUTING CAUSE (VEHICLE ONLY)
1	21.078	03/17/13	Sun	1455	Sideswipe	0	0	1	Day	Dry	#N/A
2	21.078	01/23/13	Wed	0849	Rear-End	0	0	1	Day	Dry	Careless or Negligent Manner
3	21.078	01/13/13	Sun	1509	Sideswipe	0	0	1	Day	Dry	Failed To Keep In Proper Lane
4	21.078	04/16/13	Tue	1437	Rear-End	0	0	1	Day	Dry	No Contributing Action
5	21.078	04/17/13	Wed	1419	Other Non-Fixed Object	0	0	1	Day	Dry	Other Contributing Action
6	21.078	03/03/13	Sun	1215	Rear-End	0	2	0	Day	Dry	Careless or Negligent Manner
7	21.078	12/10/13	Tue	1627	Rear-End	0	1	0	Day	Dry	Careless or Negligent Manner
8	21.199	04/08/13	Mon	0731	Rear-End	0	1	0	Day	Dry	Other Contributing Action
9	21.199	05/08/13	Wed	0845	Rear-End	0	1	0	Day	Dry	Other Contributing Action
10	21.199	09/20/13	Fri	0742	Rear-End	0	0	1	Day	Dry	Other Contributing Action
11	21.278	09/18/13	Wed	0750	Rear-End	0	0	1	Day	Wet	Drove too Fast for Conditions
12	21.278	07/04/13	Thu	2342	Concrete Traffic Barrier	0	1	0	Night	Wet	No Contributing Action
13	21.278	09/16/13	Mon	0000	Angle	0	1	0	Night	Dry	#N/A
14	21.278	07/20/13	Sat	1543	Concrete Traffic Barrier	0	0	1	Day	Dry	No Contributing Action
15	21.294	09/16/13	Mon	0723	Rear-End	0	0	1	Day	Wet	Other Contributing Action
16	21.294	09/27/13	Fri	1238	Sideswipe	0	0	1	Day	Dry	No Contributing Action
17	21.328	01/03/13	Thu	0820	Other Non-Collision	0	1	0	Day	Dry	Other Contributing Action
18	21.328	01/22/13	Tue	0419	Concrete Traffic Barrier	0	0	1	Night	Dry	#N/A
19	21.328	02/11/13	Mon	1418	Rear-End	0	1	0	Day	Dry	Careless or Negligent Manner
20	21.328	01/17/13	Thu	1755	Rear-End	0	1	0	Night	Dry	Careless or Negligent Manner
21	21.328	02/27/13	Wed	1902	Rear-End	0	0	1	Night	Wet	No Contributing Action
22	21.328	04/16/13	Tue	1656	Rear-End	0	0	1	Day	Dry	No Contributing Action
23	21.328	04/22/13	Mon	1336	Fence	0	0	1	Day	Dry	Other Contributing Action
24	21.328	07/07/13	Sun	0525	Sideswipe	0	0	1	Night	Dry	#N/A
25	21.328	04/14/13	Sun	2255	Angle	0	3	0	Night	Dry	Careless or Negligent Manner
26	21.328	08/12/13	Mon	0742	Rear-End	0	0	1	Day	Dry	Careless or Negligent Manner
27	21.328	08/12/13	Mon	0815	Rear-End	0	0	1	Day	Dry	Careless or Negligent Manner
28	21.328	10/31/13	Thu	1650	Rear-End	0	1	0	Day	Dry	Careless or Negligent Manner
29	21.328	12/03/13	Tue	1807	Rear-End	0	0	1	Night	Dry	Careless or Negligent Manner
30	21.328	11/22/13	Fri	1441	Rear-End	0	2	0	Day	Dry	Careless or Negligent Manner
31	21.328	12/03/13	Tue	1756	Rear-End	0	0	1	Day	Dry	Careless or Negligent Manner
32	21.328	10/23/13	Wed	0752	Rear-End	0	0	1	Day	Dry	Careless or Negligent Manner
33	21.337	11/19/13	Tue	1829	Sideswipe	0	0	1	Night	Wet	No Contributing Action
34	21.351	06/15/13	Sat	0400	Rear-End	0	0	1	Night	Wet	Swerved Or Avoided
35	21.351	06/10/13	Mon	0839	Rear-End	0	0	1	Day	Dry	Other Contributing Action
36	21.351	08/30/13	Fri	0630	Concrete Traffic Barrier	0	1	0	Night	Dry	Swerved Or Avoided
37	21.377	08/23/13	Fri	0800	Rear-End	0	0	1	Day	Dry	Other Contributing Action
38	21.378	03/08/13	Fri	0815	Sideswipe	0	0	1	Day	Dry	Failed To Keep In Proper Lane
39	21.378	07/09/13	Tue	0755	Rear-End	0	0	1	Day	Dry	Careless or Negligent Manner
40	21.378	12/15/13	Sun	2150	Angle	0	4	0	Night	Dry	No Contributing Action
41	21.389	04/03/13	Wed	1208	Sideswipe	0	0	1	Day	Dry	Other Contributing Action
42	21.389	06/13/13	Thu	1223	Rear-End	0	0	1	Day	Dry	Careless or Negligent Manner
43	21.389	11/20/13	Wed	0744	Rear-End	0	0	1	Day	Dry	Other Contributing Action
44	21.426	02/10/13	Sun	1235	Overturn/Rollover	0	1	0	Day	Dry	No Contributing Action
45	21.426	09/30/13	Mon	1648	Rear-End	0	0	1	Day	Dry	Careless or Negligent Manner
46	21.426	09/04/13	Wed	0418	Embankment	0	1	0	Night	Dry	Drove too Fast for Conditions
47	21.478	11/28/13	Thu	1710	Sideswipe	0	0	1	Night	Dry	Careless or Negligent Manner
48	21.483	06/26/13	Wed	0830	Rear-End	0	0	1	Day	Wet	Other Contributing Action
49	21.483	06/27/13	Thu	0834	Rear-End	0	0	1	Day	Dry	Other Contributing Action
50	21.521	05/13/13	Mon	1432	Rear-End	0	0	1	Day	Dry	Careless or Negligent Manner
51	21.521	08/31/13	Sat	2206	Concrete Traffic Barrier	0	1	0	Night	Wet	Careless or Negligent Manner
52	21.521	08/29/13	Thu	1915	Not Coded	0	0	1	Night	Dry	Careless or Negligent Manner
53	21.540	02/15/13	Fri	0041	Not Coded	0	4	0	Night	Wet	Careless or Negligent Manner
54	21.540	02/15/13	Fri	0128	Not Coded	0	3	0	Night	Wet	#N/A
55	21.540	03/05/13	Tue	0107	Rear-End	0	0	1	Night	Dry	Other Contributing Action
56	21.540	04/18/13	Thu	1554	Rear-End	0	0	1	Day	Dry	#N/A
57	21.540	06/29/13	Sat	2119	Concrete Traffic Barrier	0	0	1	Night	Wet	No Contributing Action
58	21.540	10/19/13	Sat	1637	Overturn/Rollover	0	1	0	Day	Dry	Careless or Negligent Manner
59	21.550	08/01/13	Thu	0845	Rear-End	0	0	1	Day	Dry	Careless or Negligent Manner
60	21.559	09/04/13	Wed	0915	Rear-End	0	0	1	Day	Wet	Drove too Fast for Conditions
61	21.567	11/21/13	Thu	0830	Rear-End	0	0	1	Day	Wet	Careless or Negligent Manner
62	21.568	04/28/13	Sun	1230	Sideswipe	0	0	1	Day	Dry	Careless or Negligent Manner
63	21.600	08/16/13	Fri	1601	Rear-End	0	0	1	Day	Dry	Careless or Negligent Manner
64	21.601	07/08/13	Mon	1554	Overturn/Rollover	0	0	1	Day	Dry	No Contributing Action
65	21.601	07/12/13	Fri	1618	Rear-End	0	1	0	Day	Dry	Careless or Negligent Manner
66	21.642	09/21/13	Sat	0305	Tree (Standing)	0	1	0	Night	Dry	Careless or Negligent Manner
67	21.661	02/13/13	Wed	0815	Rear-End	0	0	1	Day	Dry	Careless or Negligent Manner
68	21.661	09/14/13	Sat	0145	Angle	0	1	0	Night	Dry	Careless or Negligent Manner
69	21.661	10/23/13	Wed	0750	Rear-End	0	0	1	Day	Dry	#N/A
70	21.670	06/01/13	Sat	0203	Concrete Traffic Barrier	0	0	1	Night	Wet	Other Contributing Action
71	21.680	01/05/13	Sat	0649	Not Coded	0	1	0	Night	Wet	No Contributing Action
72	21.680	01/24/13	Thu	0154	Concrete Traffic Barrier	0	1	0	Night	Dry	No Contributing Action
73	21.680	02/27/13	Wed	1548	Rear-End	0	0	1	Day	Wet	Careless or Negligent Manner
74	21.680	04/26/13	Fri	1651	Rear-End	0	0	1	Day	Dry	Other Contributing Action
75	21.718	06/03/13	Mon	0556	Head-On	0	0	1	Night	Dry	Followed too Closely
76	21.718	05/30/13	Thu	0819	Not Coded	0	1	0	Day	Wet	Careless or Negligent Manner
77	21.718	11/29/13	Fri	1928	Rear-End	0	0	1	Night	Dry	Careless or Negligent Manner



**State of Florida Department of Transportation  
CRASH SUMMARY**

SECTION: 86070000 STATE ROUTE: 9  
 ROADWAY LIMITS: NA M.P. 21.000 TO 22.623 ENGINEER: AECOM  
 STUDY PERIOD: FROM 1/ 2013 TO 12/ 2013 COUNTY: Broward

No.	MILE POST	DATE	DAY	TIME	CRASH TYPE	FATAL	INJURIES	PROP DAM	DAY / NIGHT	WET / DRY	CONTRIBUTING CAUSE (VEHICLE ONLY)
78	21.723	06/28/13	Fri	1722	Sideswipe	0	0	1	Day	Dry	Failed to Yield Right-Of-Way
79	21.723	09/02/13	Mon	1443	Overturn/Rollover	0	1	0	Day	Wet	Drove too Fast for Conditions
80	21.723	11/06/13	Wed	1729	Rear-End	0	2	0	Day	Dry	Followed too Closely
81	21.812	02/15/13	Fri	1425	Head-On	0	2	0	Day	Wet	Careless or Negligent Manner
82	21.812	01/08/13	Tue	1223	Rear-End	0	0	1	Day	Dry	Over-Correcting/Over-Steering
83	21.812	02/01/13	Fri	0818	Rear-End	0	0	1	Day	Dry	Other Contributing Action
84	21.812	02/25/13	Mon	0753	Rear-End	0	1	0	Day	Dry	Other Contributing Action
85	21.812	03/19/13	Tue	0843	Rear-End	0	1	0	Day	Wet	Other Contributing Action
86	21.812	05/10/13	Fri	0900	Rear-End	0	0	1	Day	Dry	Other Contributing Action
87	21.812	09/25/13	Wed	0826	Rear-End	0	1	0	Day	Dry	Careless or Negligent Manner
88	21.812	07/09/13	Tue	1317	Sideswipe	0	0	1	Day	Dry	Improper Passing
89	21.812	08/19/13	Mon	0946	Rear-End	0	0	1	Day	Dry	#N/A
90	21.812	11/15/13	Fri	0805	Rear-End	0	0	1	Day	Dry	Other Contributing Action
91	21.823	08/24/13	Sat	0134	Sideswipe	0	0	1	Night	Dry	#N/A
92	21.850	04/16/13	Tue	0718	Rear-End	0	0	1	Day	Dry	Other Contributing Action
93	21.850	05/06/13	Mon	1128	Concrete Traffic Barrier	0	2	0	Day	Dry	Over-Correcting/Over-Steering
94	21.869	03/07/13	Thu	0723	Rear-End	0	0	1	Day	Dry	Other Contributing Action
95	21.873	01/14/13	Mon	0720	Rear-End	0	1	0	Day	Dry	No Contributing Action
96	21.873	02/14/13	Thu	1852	Rear-End	0	2	0	Day	Wet	Drove too Fast for Conditions
97	21.873	01/06/13	Sun	2059	Sideswipe	0	0	1	Night	Dry	#N/A
98	21.873	06/28/13	Fri	0226	Not Coded	0	1	0	Night	Dry	#N/A
99	21.873	03/26/13	Tue	2135	Sideswipe	0	0	1	Night	Dry	Failed To Keep In Proper Lane
100	21.873	05/05/13	Sun	0555	Rear-End	0	0	1	Night	Dry	#N/A
101	21.873	04/14/13	Sun	0339	Rear-End	0	3	0	Night	Dry	Careless or Negligent Manner
102	21.873	06/06/13	Thu	0800	Rear-End	0	1	0	Day	Wet	Careless or Negligent Manner
103	21.873	07/20/13	Sat	0808	Concrete Traffic Barrier	0	1	0	Day	Dry	No Contributing Action
104	21.873	06/18/13	Tue	1750	Sideswipe	0	0	1	Day	Dry	No Contributing Action
105	21.873	05/13/13	Mon	1403	Rear-End	0	0	1	Day	Dry	Careless or Negligent Manner
106	21.873	06/06/13	Thu	1705	Rear-End	0	0	1	Day	Wet	Careless or Negligent Manner
107	21.873	06/11/13	Tue	1653	Not Coded	0	3	0	Day	Dry	Other Contributing Action
108	21.873	07/22/13	Mon	0749	Rear-End	0	0	1	Day	Dry	Careless or Negligent Manner
109	21.873	07/12/13	Fri	1601	Rear-End	0	0	1	Day	Dry	Careless or Negligent Manner
110	21.873	07/12/13	Fri	1601	Rear-End	0	0	1	Day	Dry	#N/A
111	21.873	07/14/13	Sun	1957	Guardrail Face	0	0	1	Night	Wet	No Contributing Action
112	21.873	09/26/13	Thu	1519	Sideswipe	0	0	1	Day	Dry	Careless or Negligent Manner
113	21.873	09/26/13	Thu	1640	Rear-End	0	1	0	Day	Wet	Careless or Negligent Manner
114	21.873	08/02/13	Fri	1803	Rear-End	0	0	1	Day	Dry	Careless or Negligent Manner
115	21.873	09/28/13	Sat	2245	Rear-End	0	1	0	Night	Wet	#N/A
116	21.873	09/28/13	Sat	2235	Not Coded	0	0	1	Night	Wet	Drove too Fast for Conditions
117	21.873	11/15/13	Fri	1329	Struck by Falling/Shifting Cargo	0	0	1	Day	Dry	No Contributing Action
118	21.873	10/17/13	Thu	1900	Concrete Traffic Barrier	0	1	0	Night	Dry	No Contributing Action
119	21.873	09/26/13	Thu	1332	Rear-End	0	0	1	Day	Dry	Careless or Negligent Manner
120	21.873	10/25/13	Fri	0818	Sideswipe	0	0	1	Day	Dry	Careless or Negligent Manner
121	21.873	11/11/13	Mon	0828	Rear-End	0	0	1	Day	Dry	Careless or Negligent Manner
122	21.873	11/07/13	Thu	1845	Rear-End	0	0	1	Night	Dry	Careless or Negligent Manner
123	21.873	11/22/13	Fri	0400	Other Non-Fixed Object	0	1	0	Night	Wet	No Contributing Action
124	21.907	02/20/13	Wed	0550	Rear-End	0	2	0	Day	Dry	Careless or Negligent Manner
125	21.907	02/25/13	Mon	0735	Rear-End	0	2	0	Day	Dry	Careless or Negligent Manner
126	21.907	06/26/13	Wed	0842	Rear-End	0	1	0	Day	Wet	Other Contributing Action
127	21.907	09/19/13	Thu	0720	Angle	0	0	1	Day	Dry	Other Contributing Action
128	21.907	09/16/13	Mon	0948	Rear-End	0	1	0	Day	Dry	Other Contributing Action
129	21.910	05/29/13	Wed	1100	Angle	0	3	0	Day	Wet	No Contributing Action
130	21.910	12/17/13	Tue	0848	Sideswipe	0	0	1	Day	Dry	Other Contributing Action
131	22.002	10/29/13	Tue	1104	Rear-End	0	1	0	Day	Dry	Other Contributing Action
132	22.023	11/22/13	Fri	1430	Angle	0	0	1	Day	Dry	#N/A
133	22.096	02/25/13	Mon	0748	Rear-End	0	0	1	Day	Dry	#N/A
134	22.123	01/24/13	Thu	1500	Thrown or Falling Object	0	0	1	Day	Dry	No Contributing Action
135	22.123	02/06/13	Wed	2024	Concrete Traffic Barrier	0	1	0	Night	Dry	Careless or Negligent Manner
136	22.123	02/15/13	Fri	1804	Concrete Traffic Barrier	0	0	1	Day	Wet	Careless or Negligent Manner
137	22.123	03/09/13	Sat	0126	Rear-End	0	0	1	Night	Dry	Careless or Negligent Manner
138	22.123	05/31/13	Fri	1430	Cargo/Equipment Loss or Shift	0	0	1	Day	Wet	No Contributing Action
139	22.123	05/13/13	Mon	2125	Angle	0	2	0	Night	Dry	Swerved Or Avoided
140	22.123	04/14/13	Sun	0310	Sideswipe	0	0	1	Night	Dry	Careless or Negligent Manner
141	22.123	05/08/13	Wed	1744	Not Coded	0	1	0	Day	Dry	Careless or Negligent Manner
142	22.123	06/12/13	Wed	1657	Rear-End	0	0	1	Day	Dry	Careless or Negligent Manner
143	22.123	07/26/13	Fri	1510	Rear-End	0	0	1	Day	Dry	#N/A
144	22.123	08/17/13	Sat	2115	Rear-End	0	2	0	Night	Dry	#N/A
145	22.123	09/02/13	Mon	1542	Rear-End	0	0	1	Day	Wet	Careless or Negligent Manner
146	22.123	10/09/13	Wed	0813	Sideswipe	0	0	1	Day	Dry	Improper Passing
147	22.578	10/07/13	Mon	1625	Rear-End	0	0	1	Day	Wet	Careless or Negligent Manner
148	22.623	09/26/13	Thu	1720	Rear-End	0	0	1	Day	Wet	Drove too Fast for Conditions
149	22.623	10/23/13	Wed	0820	Rear-End	0	0	1	Day	Dry	Drove too Fast for Conditions
150	22.623	08/23/13	Fri	0836	Rear-End	0	0	1	Day	Dry	Other Contributing Action
151	22.623	01/10/13	Thu	1248	Rear-End	0	0	1	Day	Dry	#N/A
152	22.623	01/17/13	Thu	0830	Rear-End	0	0	1	Day	Wet	Other Contributing Action
153	22.623	02/01/13	Fri	1954	Sideswipe	0	4	0	Night	Dry	No Contributing Action
154	22.623	03/09/13	Sat	1327	Sideswipe	0	1	0	Day	Dry	No Contributing Action
155	22.623	03/15/13	Fri	0742	Parked Motor Vehicle	0	0	1	Day	Dry	Failed To Keep In Proper Lane
156	22.623	06/12/13	Wed	0930	Sideswipe	0	1	0	Day	Dry	Careless or Negligent Manner
157	22.623	10/16/13	Wed	0745	Rear-End	0	0	1	Day	Dry	Followed too Closely
158	22.623	11/02/13	Sat	1752	Sideswipe	0	0	1	Day	Dry	#N/A

**State of Florida Department of Transportation  
CRASH SUMMARY**

SECTION: 86070000 STATE ROUTE: 9  
ROADWAY LIMITS: NA M.P. 21.000 TO 22.623 ENGINEER: AECOM  
STUDY PERIOD: FROM 1/ 2013 TO 12/ 2013 COUNTY: Broward

No.	MILE POST	DATE	DAY	TIME	CRASH TYPE	FATAL	INJURIES	PROP DAM	DAY / NIGHT	WET / DRY	CONTRIBUTING CAUSE (VEHICLE ONLY)				
159	22.623	11/19/13	Tue	1856	Rear-End	0	1	0	Night	Wet	No Contributing Action				
160	0.000	12/24/13	Tue	1333	Utility Pole/Light Support	0	0	1	Day	Wet	Drove too Fast for Conditions				
161	0.003	09/20/13	Fri	0950	Ran into Water/Canal	0	1	0	Day	Dry	No Contributing Action				
162	0.019	01/05/13	Sat	0941	Overturn/Rollover	0	0	1	Day	Wet	No Contributing Action				
163	0.000	11/09/13	Sat	1720	Sideswipe	0	2	0	Night	Wet	Careless or Negligent Manner				
164	0.000	06/07/13	Fri	0042	Tree (Standing)	0	0	1	Night	Wet	Ran Off Roadway				
165	0.320	04/19/13	Fri	1248	Rear-End	0	1	0	Day	Dry	Careless or Negligent Manner				
166	0.335	04/08/13	Mon	1345	Sideswipe	0	0	1	Day	Dry	Not Coded				
167	0.339	10/21/13	Mon	0930	Sideswipe	0	0	1	Day	Dry	Failed To Keep In Proper Lane				
168	0.057	11/18/13	Mon	0654	Guardrail Face	0	0	1	Night	Wet	Careless or Negligent Manner				
169	0.188	07/22/13	Mon	2220	Other Non-Collision	0	1	0	Night	Dry	Ran Off Roadway				
170	0.092	06/17/13	Mon	0342	Tree (Standing)	0	0	1	Night	Dry	Careless or Negligent Manner				
171	0.149	04/05/13	Fri	0325	Parked Motor Vehicle	0	0	1	Night	Wet	No Contributing Action				
172	0.208	04/05/13	Fri	2014	Tree (Standing)	0	1	0	Night	Wet	No Contributing Action				
173	0.251	02/27/13	Wed	1338	Rear-End	0	1	0	Day	Wet	Careless or Negligent Manner				
174	0.304	12/18/13	Wed	1611	Angle	0	0	1	Day	Dry	#N/A				
175	0.308	06/25/13	Tue	2307	Sideswipe	0	0	1	Night	Dry	No Contributing Action				
176	0.000	12/28/13	Sat	2255	Other Fixed Object	0	0	1	Night	Dry	Careless or Negligent Manner				
177	0.066	12/08/13	Sun	0212	Overturn/Rollover	0	0	1	Night	Wet	Drove too Fast for Conditions				
178	0.358	12/26/13	Thu	1558	Overturn/Rollover	0	1	0	Day	Dry	Careless or Negligent Manner				
<b>Total No.</b>	<b>Fatal</b>	<b>Injury</b>	<b>PDO</b>	<b>Rear-End</b>	<b>Head-On</b>	<b>Angle</b>	<b>Left-Turn</b>	<b>Right-Turn</b>	<b>Sideswipe</b>	<b>Backed Into</b>	<b>Ped/Bike</b>	<b>Parked Car</b>	<b>Fixed Object</b>	<b>Ran into Water</b>	<b>Other</b>
178	0	65	113	90	2	9	0	0	28	0	0	2	23	1	23
Percent	0.00%	36.52%	63.48%	50.56%	1.12%	5.06%	0.00%	0.00%	15.73%	0.00%	0.00%	1.12%	12.92%	0.56%	12.92%
<b>Contrib. Cause</b>	<b>Day</b>	<b>Night</b>	<b>Wet</b>	<b>Dry</b>	<b>Careless Driving</b>	<b>FTYRW</b>	<b>Improper Turn</b>	<b>Ran Red Light</b>	<b>Exceeded Speed</b>	<b>Improper Passing</b>	<b>Disreg Cntl Dev</b>	<b>Erratic/Aggress</b>	<b>Ran off Road</b>	<b>DUI</b>	<b>Wrong Way</b>
Total	122	56	46	132	66	1	0	0	10	2	0	0	2	7	0
Percent	68.54%	31.46%	25.84%	74.16%	37.08%	0.56%	0.00%	0.00%	5.62%	1.12%	0.00%	0.00%	1.12%	3.93%	0.00%



**State of Florida Department of Transportation  
CRASH SUMMARY**

SECTION: 8607000 STATE ROUTE: 9  
ROADWAY LIMITS: NA M.P. 21.000 TO 22.623 ENGINEER: AECOM  
STUDY PERIOD: FROM 1/ 2014 TO 12/ 2014 COUNTY: Broward

No.	MILE POST	DATE	DAY	TIME	CRASH TYPE	FATAL	INJURIES	PROP DAM	DAY / NIGHT	WET / DRY	CONTRIBUTING CAUSE (VEHICLE ONLY)
1	21.078	07/09/14	Wed	0244	Rear-End	0	0	1	Night	Dry	Careless or Negligent Manner
2	21.078	01/29/14	Wed	1140	Sideswipe	0	1	0	Day	Wet	Careless or Negligent Manner
3	21.078	02/11/14	Tue	1102	Sideswipe	0	1	0	Day	Dry	Other Contributing Action
4	21.078	11/06/14	Thu	0905	Rear-End	0	1	0	Day	Dry	Careless or Negligent Manner
5	21.078	06/15/14	Sun	1853	Sideswipe	0	0	1	Day	Dry	Careless or Negligent Manner
6	21.078	09/12/14	Fri	2020	Concrete Traffic Barrier	0	6	0	Night	Dry	No Contributing Action
7	21.198	03/21/14	Fri	0745	Rear-End	0	0	1	Day	Dry	Careless or Negligent Manner
8	21.199	01/04/14	Sat	0446	Sideswipe	0	0	1	Night	Dry	#N/A
9	21.199	05/07/14	Wed	0806	Rear-End	0	0	1	Day	Dry	#N/A
10	21.275	09/17/14	Wed	1204	Other Non-Fixed Object	0	0	1	Day	Dry	No Contributing Action
11	21.328	02/19/14	Wed	1623	Rear-End	0	0	1	Day	Dry	No Contributing Action
12	21.328	01/17/14	Fri	0906	Rear-End	0	0	1	Day	Dry	Careless or Negligent Manner
13	21.328	01/09/14	Thu	2052	Struck by Falling/Shifting Cargo	0	0	1	Night	Wet	No Contributing Action
14	21.328	02/19/14	Wed	1705	Rear-End	0	1	0	Night	Dry	Careless or Negligent Manner
15	21.328	02/17/14	Mon	0907	Rear-End	0	0	1	Day	Dry	Careless or Negligent Manner
16	21.328	02/25/14	Tue	0811	Rear-End	0	1	0	Day	Dry	Careless or Negligent Manner
17	21.328	06/16/14	Mon	0846	Rear-End	0	1	0	Day	Dry	Careless or Negligent Manner
18	21.328	05/14/14	Wed	0927	Sideswipe	0	1	0	Day	Wet	Other Contributing Action
19	21.328	04/15/14	Tue	1745	Rear-End	0	2	0	Day	Wet	Careless or Negligent Manner
20	21.328	04/17/14	Thu	1744	Rear-End	0	0	1	Day	Wet	Careless or Negligent Manner
21	21.328	07/14/14	Mon	0043	Not Coded	0	1	0	Night	Dry	Failed To Keep In Proper Lane
22	21.328	09/12/14	Fri	0733	Rear-End	0	2	0	Day	Wet	Careless or Negligent Manner
23	21.328	07/13/14	Sun	1625	Concrete Traffic Barrier	0	0	1	Day	Dry	No Contributing Action
24	21.328	07/29/14	Tue	1731	Rear-End	0	0	1	Day	Wet	Careless or Negligent Manner
25	21.328	09/12/14	Fri	2126	Rear-End	0	1	0	Night	Wet	Careless or Negligent Manner
26	21.328	08/14/14	Thu	1500	Sideswipe	0	1	0	Day	Wet	Other Contributing Action
27	21.328	12/14/14	Sun	0016	Not Coded	0	1	0	Night	Dry	Careless or Negligent Manner
28	21.328	10/23/14	Thu	0711	Rear-End	0	0	1	Night	Wet	Careless or Negligent Manner
29	21.328	10/31/14	Fri	0932	Rear-End	0	1	0	Day	Dry	#N/A
30	21.328	10/23/14	Thu	0710	Rear-End	0	0	1	Day	Wet	Careless or Negligent Manner
31	21.351	01/02/14	Thu	0835	Rear-End	0	0	1	Day	Dry	Other Contributing Action
32	21.378	09/30/14	Tue	2145	Concrete Traffic Barrier	0	0	1	Night	Dry	Careless or Negligent Manner
33	21.389	03/17/14	Mon	2220	Rear-End	0	2	0	Night	Dry	#N/A
34	21.389	12/15/14	Mon	1236	Rear-End	0	0	1	Day	Dry	#N/A
35	21.417	07/01/14	Tue	1801	Rear-End	0	0	1	Day	Dry	Careless or Negligent Manner
36	21.426	05/19/14	Mon	0751	Rear-End	0	0	1	Day	Dry	Other Contributing Action
37	21.478	01/08/14	Wed	0830	Rear-End	0	2	0	Day	Wet	Careless or Negligent Manner
38	21.478	08/07/14	Thu	1020	Sideswipe	0	0	1	Day	Dry	No Contributing Action
39	21.483	06/19/14	Thu	1902	Rear-End	0	0	1	Night	Wet	#N/A
40	21.483	06/19/14	Thu	1929	Rear-End	0	0	1	Night	Wet	#N/A
41	21.483	11/25/14	Tue	0641	Not Coded	0	2	0	Day	Dry	Careless or Negligent Manner
42	21.483	12/22/14	Mon	0951	Sideswipe	0	1	0	Day	Dry	Careless or Negligent Manner
43	21.483	12/20/14	Sat	1525	Other Non-Fixed Object	0	0	1	Day	Dry	No Contributing Action
44	21.498	04/07/14	Mon	1852	Rear-End	0	0	1	Day	Dry	Careless or Negligent Manner
45	21.498	08/05/14	Tue	0909	Other Non-Fixed Object	0	0	1	Day	Dry	No Contributing Action
46	21.502	05/21/14	Wed	0800	Rear-End	0	0	1	Day	Dry	Other Contributing Action
47	21.521	10/15/14	Wed	1718	Rear-End	0	0	1	Day	Wet	Careless or Negligent Manner
48	21.528	05/02/14	Fri	1355	Other Non-Fixed Object	0	0	1	Day	Dry	Other Contributing Action
49	21.540	01/29/14	Wed	1135	Sideswipe	0	0	1	Day	Wet	Failed To Keep In Proper Lane
50	21.540	12/18/14	Thu	0617	Rear-End	0	0	1	Day	Dry	Careless or Negligent Manner
51	21.550	09/30/14	Tue	0816	Rear-End	0	0	1	Day	Dry	Improper Passing
52	21.550	11/19/14	Wed	0954	Rear-End	0	0	1	Day	Wet	Careless or Negligent Manner
53	21.550	12/01/14	Mon	1857	Rear-End	0	0	1	Night	Wet	Careless or Negligent Manner
54	21.559	01/31/14	Fri	1913	Rear-End	0	0	1	Night	Dry	Drove too Fast for Conditions
55	21.559	03/08/14	Sat	1453	Sideswipe	0	0	1	Day	Dry	Failed To Keep In Proper Lane
56	21.559	05/09/14	Fri	0920	Parked Motor Vehicle	0	4	0	Day	Dry	No Contributing Action
57	21.559	05/18/14	Sun	1215	Ditch	0	2	0	Day	Dry	No Contributing Action
58	21.559	06/19/14	Thu	0725	Not Coded	0	1	0	Day	Dry	Over-Correcting/Over-Steering
59	21.559	11/28/14	Fri	1647	Concrete Traffic Barrier	0	0	1	Day	Dry	Careless or Negligent Manner
60	21.572	09/13/14	Sat	2040	Sideswipe	0	0	1	Night	Wet	No Contributing Action
61	21.573	09/25/14	Thu	0328	Sideswipe	0	0	1	Night	Wet	No Contributing Action
62	21.576	12/08/14	Mon	0832	Sideswipe	0	0	1	Day	Dry	Failed to Yield Right-Of-Way
63	21.576	11/25/14	Tue	0647	Sideswipe	0	0	1	Day	Dry	Other Contributing Action
64	21.623	02/10/14	Mon	0854	Rear-End	0	1	0	Day	Dry	Careless or Negligent Manner
65	21.623	04/15/14	Tue	1904	Rear-End	0	0	1	Day	Wet	Careless or Negligent Manner
66	21.642	03/23/14	Sun	0556	Rear-End	0	0	1	Night	Dry	No Contributing Action
67	21.642	01/29/14	Wed	1014	Sideswipe	0	0	1	Day	Wet	Other Contributing Action
68	21.642	02/20/14	Thu	0831	Rear-End	0	0	1	Day	Dry	Careless or Negligent Manner
69	21.642	06/18/14	Wed	0816	Rear-End	0	0	1	Day	Dry	Other Contributing Action
70	21.651	05/15/14	Thu	0000	Sideswipe	0	0	1	Night	Wet	Careless or Negligent Manner
71	21.651	10/17/14	Fri	0936	Rear-End	0	0	1	Day	Dry	Other Contributing Action
72	21.659	10/17/14	Fri	1803	Rear-End	0	1	0	Day	Dry	Careless or Negligent Manner
73	21.661	03/10/14	Mon	1340	Guardrail Face	0	2	0	Day	Dry	No Contributing Action
74	21.661	01/20/14	Mon	0716	Sideswipe	0	2	0	Day	Dry	Careless or Negligent Manner
75	21.661	12/14/14	Sun	1214	Head-On	0	5	0	Day	Dry	No Contributing Action
76	21.661	09/25/14	Thu	0803	Rear-End	0	1	0	Day	Wet	Other Contributing Action
77	21.661	12/24/14	Wed	0351	Rear-End	0	1	0	Night	Dry	#N/A

**State of Florida Department of Transportation  
CRASH SUMMARY**

SECTION: 8607000 STATE ROUTE: 9  
 ROADWAY LIMITS: NA M.P. 21.000 TO 22.623 ENGINEER: AECOM  
 STUDY PERIOD: FROM 1/ 2014 TO 12/ 2014 COUNTY: Broward

No.	MILE POST	DATE	DAY	TIME	CRASH TYPE	FATAL	INJURIES	PROP DAM	DAY / NIGHT	WET / DRY	CONTRIBUTING CAUSE (VEHICLE ONLY)
78	21.680	03/23/14	Sun	1000	Sideswipe	0	0	1	Day	Dry	Other Contributing Action
79	21.680	05/12/14	Mon	1801	Rear-End	0	0	1	Day	Dry	Careless or Negligent Manner
80	21.699	01/13/14	Mon	0723	Rear-End	0	0	1	Day	Dry	Drove too Fast for Conditions
81	21.718	01/24/14	Fri	1643	Traffic Sign Support	0	0	1	Day	Dry	No Contributing Action
82	21.718	03/08/14	Sat	1414	Rear-End	0	3	0	Day	Dry	Careless or Negligent Manner
83	21.718	03/26/14	Wed	1228	Concrete Traffic Barrier	0	0	1	Day	Dry	Other Contributing Action
84	21.718	11/16/14	Sun	0644	Sideswipe	0	0	1	Day	Dry	Failed To Keep In Proper Lane
85	21.718	10/31/14	Fri	1717	Rear-End	0	0	1	Day	Dry	Careless or Negligent Manner
86	21.723	03/25/14	Tue	0745	Rear-End	0	1	0	Day	Wet	Drove too Fast for Conditions
87	21.723	02/13/14	Thu	0830	Rear-End	0	0	1	Day	Wet	Other Contributing Action
88	21.723	08/08/14	Fri	1318	Not Coded	0	0	1	Day	Dry	Other Contributing Action
89	21.723	09/08/14	Mon	0854	Rear-End	0	1	0	Day	Dry	Careless or Negligent Manner
90	21.723	09/30/14	Tue	0729	Rear-End	0	0	1	Day	Dry	Careless or Negligent Manner
91	21.756	05/20/14	Tue	1802	Rear-End	0	1	0	Day	Dry	Careless or Negligent Manner
92	21.773	05/11/14	Sun	2325	Concrete Traffic Barrier	0	1	0	Night	Dry	#N/A
93	21.812	05/30/14	Fri	2134	Angle	0	0	1	Night	Dry	#N/A
94	21.812	05/20/14	Tue	0733	Head-On	0	0	1	Day	Dry	Other Contributing Action
95	21.812	07/07/14	Mon	2152	Not Coded	0	0	1	Night	Dry	Other Contributing Action
96	21.812	12/26/14	Fri	1635	Rear-End	0	1	0	Day	Wet	Careless or Negligent Manner
97	21.823	08/26/14	Tue	0833	Sideswipe	0	0	1	Day	Dry	No Contributing Action
98	21.823	09/04/14	Thu	1841	Rear-End	0	0	1	Night	Dry	Careless or Negligent Manner
99	21.823	06/22/14	Sun	1647	Rear-End	0	1	0	Day	Wet	Drove too Fast for Conditions
100	21.850	04/01/14	Tue	2335	Angle	0	1	0	Night	Dry	Careless or Negligent Manner
101	21.850	12/30/14	Tue	0903	Angle	0	0	1	Day	Dry	Other Contributing Action
102	21.873	09/03/14	Wed	0915	Concrete Traffic Barrier	0	0	1	Day	Dry	Careless or Negligent Manner
103	21.873	09/10/14	Wed	0735	Rear-End	0	0	1	Day	Dry	Careless or Negligent Manner
104	21.873	03/05/14	Wed	0702	Sideswipe	0	0	1	Day	Dry	#N/A
105	21.873	01/24/14	Fri	1906	Rear-End	0	0	1	Night	Dry	Careless or Negligent Manner
106	21.873	03/12/14	Wed	1522	Rear-End	0	0	1	Day	Dry	No Contributing Action
107	21.873	01/03/14	Fri	1909	Rear-End	0	0	1	Night	Dry	Careless or Negligent Manner
108	21.873	01/20/14	Mon	0645	Rear-End	0	0	1	Day	Dry	Careless or Negligent Manner
109	21.873	03/06/14	Thu	1520	Rear-End	0	0	1	Day	Wet	Careless or Negligent Manner
110	21.873	02/27/14	Thu	1202	Rear-End	0	1	0	Day	Dry	Failed To Keep In Proper Lane
111	21.873	07/25/14	Fri	0850	Rear-End	0	1	0	Day	Dry	Careless or Negligent Manner
112	21.873	03/28/14	Fri	1149	Other Non-Collision	0	1	0	Day	Dry	Failed To Keep In Proper Lane
113	21.873	03/11/14	Tue	1919	Not Coded	0	1	0	Night	Dry	Failed To Keep In Proper Lane
114	21.873	09/08/14	Mon	0830	Rear-End	0	0	1	Day	Wet	Careless or Negligent Manner
115	21.873	07/29/14	Tue	1759	Rear-End	0	0	1	Day	Wet	Careless or Negligent Manner
116	21.873	08/20/14	Wed	0840	Rear-End	0	2	0	Day	Dry	Careless or Negligent Manner
117	21.873	07/22/14	Tue	0927	Rear-End	0	0	1	Day	Dry	Careless or Negligent Manner
118	21.873	09/14/14	Sun	0042	Sideswipe	0	0	1	Night	Wet	Careless or Negligent Manner
119	21.873	11/13/14	Thu	0821	Sideswipe	0	0	1	Day	Dry	Other Contributing Action
120	21.873	10/30/14	Thu	1550	Rear-End	0	0	1	Day	Dry	Careless or Negligent Manner
121	21.873	11/25/14	Tue	0359	Concrete Traffic Barrier	0	0	1	Night	Dry	Careless or Negligent Manner
122	21.873	10/22/14	Wed	0902	Rear-End	0	0	1	Day	Dry	Careless or Negligent Manner
123	21.873	10/30/14	Thu	0645	Rear-End	0	2	0	Day	Dry	Careless or Negligent Manner
124	21.907	05/01/14	Thu	0752	Rear-End	0	1	0	Day	Dry	Other Contributing Action
125	21.910	10/20/14	Mon	1538	Sideswipe	0	0	1	Day	Dry	No Contributing Action
126	21.923	01/21/14	Tue	0725	Rear-End	0	1	0	Day	Dry	Drove too Fast for Conditions
127	22.002	03/23/14	Sun	0505	Other Fixed Object	1	1	0	Night	Dry	Over-Correcting/Over-Steering
128	22.002	04/30/14	Wed	0807	Rear-End	0	0	1	Day	Dry	Other Contributing Action
129	22.002	05/18/14	Sun	1249	Rear-End	0	0	1	Day	Dry	Careless or Negligent Manner
130	22.023	05/11/14	Sun	0433	Rear-End	0	0	1	Night	Dry	No Contributing Action
131	22.055	09/29/14	Mon	0746	Sideswipe	0	0	1	Day	Dry	Swerved Or Avoided
132	22.078	05/03/14	Sat	0100	Concrete Traffic Barrier	0	0	1	Night	Dry	Careless or Negligent Manner
133	22.123	09/26/14	Fri	0958	Parked Motor Vehicle	0	4	0	Day	Wet	Swerved Or Avoided
134	22.123	07/24/14	Thu	0641	Concrete Traffic Barrier	0	2	0	Day	Wet	Careless or Negligent Manner
135	22.123	08/14/14	Thu	0030	Sideswipe	0	2	0	Night	Dry	Careless or Negligent Manner
136	22.123	01/08/14	Wed	1949	Tree (Standing)	0	0	1	Night	Wet	#N/A
137	22.123	01/27/14	Mon	1811	Rear-End	0	0	1	Night	Dry	Careless or Negligent Manner
138	22.123	02/08/14	Sat	2019	Not Coded	0	2	0	Night	Dry	No Contributing Action
139	22.123	03/13/14	Thu	1943	Rear-End	0	0	1	Night	Dry	No Contributing Action
140	22.123	05/12/14	Mon	1722	Rear-End	0	0	1	Day	Dry	Other Contributing Action
141	22.123	05/20/14	Tue	1752	Rear-End	0	1	0	Day	Dry	Careless or Negligent Manner
142	22.123	07/21/14	Mon	1730	Rear-End	0	1	0	Day	Wet	Careless or Negligent Manner
143	22.123	09/23/14	Tue	0544	Sideswipe	0	0	1	Night	Dry	Failed To Keep In Proper Lane
144	22.123	09/26/14	Fri	0837	Rear-End	0	0	1	Day	Wet	Careless or Negligent Manner
145	22.123	07/22/14	Tue	1742	Rear-End	0	0	1	Day	Wet	Careless or Negligent Manner
146	22.123	08/14/14	Thu	1525	Rear-End	0	1	0	Day	Wet	Careless or Negligent Manner
147	22.123	10/17/14	Fri	1634	Rear-End	0	0	1	Day	Dry	Careless or Negligent Manner
148	22.123	10/24/14	Fri	1200	Struck by Falling/Shifting Cargo	0	0	1	Day	Dry	#N/A
149	22.623	01/01/14	Wed	2330	Rear-End	0	0	1	Night	Dry	Careless or Negligent Manner
150	22.623	09/06/14	Sat	0116	Concrete Traffic Barrier	0	0	1	Night	Dry	No Contributing Action
151	22.623	01/03/14	Fri	2057	Sideswipe	0	0	1	Day	Dry	#N/A
152	22.623	02/22/14	Sat	1323	Rear-End	0	0	1	Day	Dry	Careless or Negligent Manner
153	22.623	02/25/14	Tue	1218	Angle	0	0	1	Day	Dry	#N/A
154	22.623	02/26/14	Wed	0855	Rear-End	0	0	1	Day	Dry	Careless or Negligent Manner
155	22.623	05/15/14	Thu	1836	Rear-End	0	1	0	Day	Wet	Careless or Negligent Manner
156	22.623	05/26/14	Mon	0020	Sideswipe	0	0	1	Night	Dry	Improper Passing
157	22.623	07/08/14	Tue	0810	Rear-End	0	4	0	Day	Dry	Careless or Negligent Manner
158	22.623	10/16/14	Thu	0854	Rear-End	0	0	1	Day	Dry	Careless or Negligent Manner



**State of Florida Department of Transportation  
CRASH SUMMARY**

SECTION: 86070000 STATE ROUTE: 9  
ROADWAY LIMITS: NA M.P. 21.000 TO 22.623 ENGINEER: AECOM  
STUDY PERIOD: FROM 1/ 2014 TO 12/ 2014 COUNTY: Broward

No.	MILE POST	DATE	DAY	TIME	CRASH TYPE				FATAL	INJURIES	PROP DAM	DAY / NIGHT	WET / DRY	CONTRIBUTING CAUSE (VEHICLE ONLY)		
159	0.000	01/08/14	Wed	1531	Sideswipe				0	0	1	Day	Wet	Careless or Negligent Manner		
160	0.009	04/08/14	Tue	1750	Overturn/Rollover				0	0	1	Day	Dry	Careless or Negligent Manner		
161	0.000	07/14/14	Mon	1640	Other Non-Collision				0	0	1	Day	Dry	Careless or Negligent Manner		
162	0.000	12/18/14	Thu	1751	Angle				0	1	0	Night	Dry	Careless or Negligent Manner		
163	0.019	01/09/14	Thu	0953	Sideswipe				0	0	1	Day	Dry	#N/A		
164	0.320	05/15/14	Thu	0034	Utility Pole/Light Support				0	0	1	Night	Wet	No Contributing Action		
165	0.331	12/25/14	Thu	0752	Overturn/Rollover				0	1	0	Day	Wet	Other Contributing Action		
166	0.339	10/14/14	Tue	2352	Utility Pole/Light Support				0	0	1	Night	Wet	Other Contributing Action		
167	0.188	11/09/14	Sun	1925	Overturn/Rollover				0	2	0	Night	Wet	No Contributing Action		
168	0.149	11/10/14	Mon	0300	Tree (Standing)				0	0	1	Night	Wet	#N/A		
169	0.168	01/08/14	Wed	0912	Other Non-Collision				0	1	0	Day	Wet	Careless or Negligent Manner		
170	0.183	05/13/14	Tue	0630	Other Post, Pole Or Support				0	1	0	Day	Dry	No Contributing Action		
171	0.187	09/18/14	Thu	1900	Overturn/Rollover				0	0	1	Night	Wet	Other Contributing Action		
172	0.008	04/03/14	Thu	1522	Utility Pole/Light Support				0	1	0	Day	Dry	No Contributing Action		
173	0.058	06/11/14	Wed	2337	Other Non-Collision				0	0	1	Night	Wet	Careless or Negligent Manner		
174	0.173	11/10/14	Mon	1108	Overturn/Rollover				0	0	1	Day	Dry	Drove too Fast for Conditions		
175	0.295	02/16/14	Sun	1733	Rear-End				0	0	1	Day	Dry	Followed too Closely		
176	0.300	01/16/14	Thu	0726	Rear-End				0	0	1	Day	Dry	Improper Backing		
177	0.302	02/19/14	Wed	1700	Rear-End				0	0	1	Day	Dry	#N/A		
178	0.303	06/14/14	Sat	2205	Rear-End				0	0	1	Night	Wet	Careless or Negligent Manner		
179	0.306	09/02/14	Tue	0633	Sideswipe				0	0	1	Day	Dry	Failed To Keep In Proper Lane		
180	0.006	05/13/14	Tue	1325	Sideswipe				0	2	0	Day	Wet	Careless or Negligent Manner		
181	0.076	05/30/14	Fri	0420	Overturn/Rollover				0	1	0	Night	Wet	#N/A		
182	0.169	04/13/14	Sun	0852	Overturn/Rollover				0	3	0	Day	Wet	Other Contributing Action		
183	0.301	05/13/14	Tue	1520	Rear-End				0	0	1	Day	Dry	#N/A		
<b>Total No.</b>	<b>Fatal</b>	<b>Injury</b>	<b>PDO</b>	<b>Rear-End</b>	<b>Head-On</b>	<b>Angle</b>	<b>Left-Turn</b>	<b>Right-Turn</b>	<b>Sideswipe</b>	<b>Backed Into</b>	<b>Ped/Bike</b>	<b>Parked Car</b>	<b>Fixed Object</b>	<b>Ran into Water</b>	<b>Other</b>	
<b>183</b>	<b>1</b>	<b>64</b>	<b>119</b>	<b>95</b>	<b>2</b>	<b>5</b>	<b>0</b>	<b>0</b>	<b>33</b>	<b>0</b>	<b>0</b>	<b>2</b>	<b>21</b>	<b>0</b>	<b>25</b>	
<b>Percent</b>	<b>0.55%</b>	<b>34.97%</b>	<b>65.03%</b>	<b>51.91%</b>	<b>1.09%</b>	<b>2.73%</b>	<b>0.00%</b>	<b>0.00%</b>	<b>18.03%</b>	<b>0.00%</b>	<b>0.00%</b>	<b>1.09%</b>	<b>11.48%</b>	<b>0.00%</b>	<b>13.66%</b>	
<b>Contrib. Cause</b>	<b>Day</b>	<b>Night</b>	<b>Wet</b>	<b>Dry</b>	<b>Careless Driving</b>	<b>FTYRW</b>	<b>Improper Turn</b>	<b>Ran Red Light</b>	<b>Exceeded Speed</b>	<b>Improper Passing</b>	<b>Disreg Cntl Dev</b>	<b>Erratic/Aggress</b>	<b>Ran off Road</b>	<b>DUI</b>	<b>Wrong Way</b>	
<b>Total</b>	<b>132</b>	<b>51</b>	<b>53</b>	<b>130</b>	<b>85</b>	<b>1</b>	<b>0</b>	<b>0</b>	<b>6</b>	<b>2</b>	<b>0</b>	<b>0</b>	<b>0</b>	<b>4</b>	<b>0</b>	
<b>Percent</b>	<b>72.13%</b>	<b>27.87%</b>	<b>28.96%</b>	<b>71.04%</b>	<b>46.45%</b>	<b>0.55%</b>	<b>0.00%</b>	<b>0.00%</b>	<b>3.28%</b>	<b>1.09%</b>	<b>0.00%</b>	<b>0.00%</b>	<b>0.00%</b>	<b>2.19%</b>	<b>0.00%</b>	

**State of Florida Department of Transportation  
CRASH SUMMARY**

SECTION: 8607000 STATE ROUTE: 9  
ROADWAY LIMITS: NA M.P. 21.000 TO 22.623 ENGINEER: AECOM  
STUDY PERIOD: FROM 1/ 2015 TO 12/ 2015 COUNTY: Broward

No.	MILE POST	DATE	DAY	TIME	CRASH TYPE	FATAL	INJURIES	PROP DAM	DAY / NIGHT	WET / DRY	CONTRIBUTING CAUSE (VEHICLE ONLY)
1	21.028	10/02/15	Fri	2058	Angle	0	1	0	Night	Dry	Other Contributing Action
2	21.078	02/03/15	Tue	2200	Overturn/Rollover	0	1	0	Night	Dry	#N/A
3	21.078	01/28/15	Wed	1900	Rear-End	0	4	0	Night	Dry	Careless or Negligent Manner
4	21.078	01/16/15	Fri	2045	Sideswipe	0	0	1	Night	Dry	Careless or Negligent Manner
5	21.078	01/26/15	Mon	1616	Rear-End	0	0	1	Day	Dry	Careless or Negligent Manner
6	21.078	04/28/15	Tue	1653	Rear-End	0	0	1	Day	Wet	Careless or Negligent Manner
7	21.078	04/28/15	Tue	1713	Rear-End	0	0	1	Day	Wet	Careless or Negligent Manner
8	21.078	03/10/15	Tue	1625	Angle	0	1	0	Day	Dry	Careless or Negligent Manner
9	21.078	05/07/15	Thu	0122	Rear-End	0	1	0	Night	Dry	#N/A
10	21.078	07/02/15	Thu	0658	Concrete Traffic Barrier	0	1	0	Day	Dry	No Contributing Action
11	21.078	09/01/15	Tue	0947	Rear-End	0	0	1	Day	Dry	Followed too Closely
12	21.078	09/12/15	Sat	1930	Sideswipe	0	0	1	Night	Dry	Careless or Negligent Manner
13	21.078	11/01/15	Sun	1321	Rear-End	0	7	0	Day	Dry	Careless or Negligent Manner
14	21.078	12/04/15	Fri	2101	Other Non-Fixed Object	0	0	1	Night	Wet	No Contributing Action
15	21.078	12/30/15	Wed	1410	Rear-End	0	0	1	Day	Dry	Careless or Negligent Manner
16	21.199	09/22/15	Tue	2018	Rear-End	0	1	0	Night	Wet	Careless or Negligent Manner
17	21.294	02/24/15	Tue	1645	Rear-End	0	1	0	Day	Dry	Careless or Negligent Manner
18	21.294	09/30/15	Wed	0900	Rear-End	0	0	1	Day	Dry	#N/A
19	21.313	02/01/15	Sun	2252	Sideswipe	0	0	1	Night	Dry	#N/A
20	21.328	04/29/15	Wed	0300	Other Non-Collision	0	0	1	Night	Wet	Ran Off Roadway
21	21.328	01/06/15	Tue	1619	Rear-End	0	0	1	Day	Dry	Careless or Negligent Manner
22	21.328	03/03/15	Tue	0823	Rear-End	0	1	0	Day	Dry	Careless or Negligent Manner
23	21.328	03/04/15	Wed	1637	Rear-End	0	1	0	Day	Dry	Other Contributing Action
24	21.328	04/04/15	Sat	0910	Overturn/Rollover	0	1	0	Day	Dry	Over-Correcting/Over-Steering
25	21.328	09/15/15	Tue	0804	Rear-End	0	4	0	Day	Wet	Careless or Negligent Manner
26	21.328	10/16/15	Fri	0606	Angle	0	0	1	Night	Dry	#N/A
27	21.328	02/20/15	Fri	1720	Rear-End	0	1	0	Day	Dry	Careless or Negligent Manner
28	21.328	04/09/15	Thu	0845	Sideswipe	0	1	0	Day	Dry	Careless or Negligent Manner
29	21.328	06/01/15	Mon	2043	Sideswipe	0	0	1	Night	Dry	#N/A
30	21.328	08/05/15	Wed	0555	Rear-End	0	1	0	Night	Dry	Careless or Negligent Manner
31	21.328	06/12/15	Fri	1635	Rear-End	0	1	0	Day	Dry	Other Contributing Action
32	21.328	11/12/15	Thu	1817	Rear-End	0	1	0	Night	Dry	No Contributing Action
33	21.328	11/19/15	Thu	1609	Struck by Falling/Shifting Cargo	0	0	1	Day	Dry	No Contributing Action
34	21.328	12/12/15	Sat	1915	Sideswipe	0	0	1	Night	Dry	No Contributing Action
35	21.328	11/18/15	Wed	0747	Rear-End	0	1	0	Day	Dry	Careless or Negligent Manner
36	21.328	11/19/15	Thu	0734	Sideswipe	0	0	1	Day	Dry	Improper Passing
37	21.351	07/21/15	Tue	0900	Rear-End	0	0	1	Day	Dry	Other Contributing Action
38	21.373	02/24/15	Tue	0852	Rear-End	0	2	0	Day	Dry	Careless or Negligent Manner
39	21.373	09/02/15	Wed	0816	Not Coded	0	2	0	Day	Wet	Failed to Yield Right-Of-Way
40	21.378	11/04/15	Wed	1021	Rear-End	0	0	1	Day	Dry	No Contributing Action
41	21.378	12/31/15	Thu	1224	Rear-End	0	0	1	Day	Dry	#N/A
42	21.389	06/08/15	Mon	0155	Not Coded	0	1	0	Night	Dry	Careless or Negligent Manner
43	21.389	08/24/15	Mon	0729	Rear-End	0	2	0	Day	Wet	Other Contributing Action
44	21.389	07/25/15	Sat	1025	Rear-End	0	2	0	Day	Dry	Careless or Negligent Manner
45	21.389	10/29/15	Thu	0120	Concrete Traffic Barrier	0	0	1	Night	Wet	Careless or Negligent Manner
46	21.426	08/20/15	Thu	0854	Rear-End	0	0	1	Day	Wet	Other Contributing Action
47	21.436	07/15/15	Wed	0639	Rear-End	0	0	1	Night	Dry	#N/A
48	21.436	07/17/15	Fri	1619	Rear-End	0	0	1	Day	Dry	Careless or Negligent Manner
49	21.464	03/14/15	Sat	0516	Rear-End	0	0	1	Night	Wet	#N/A
50	21.478	02/05/15	Thu	0850	Rear-End	0	1	0	Day	Wet	Careless or Negligent Manner
51	21.478	02/11/15	Wed	1730	Sideswipe	0	0	1	Night	Dry	Careless or Negligent Manner
52	21.478	12/02/15	Wed	1748	Rear-End	0	0	1	Day	Wet	Careless or Negligent Manner
53	21.483	11/17/15	Tue	0800	Rear-End	0	2	0	Day	Dry	Improper Passing
54	21.483	01/27/15	Tue	1610	Rear-End	0	1	0	Day	Dry	#N/A
55	21.483	01/25/15	Sun	0615	Rear-End	0	0	1	Night	Dry	#N/A
56	21.483	09/17/15	Thu	0708	Tree (Standing)	0	0	1	Night	Wet	#N/A
57	21.483	11/01/15	Sun	1600	Concrete Traffic Barrier	0	0	1	Day	Dry	No Contributing Action
58	21.498	01/07/15	Wed	1557	Concrete Traffic Barrier	0	0	1	Day	Dry	No Contributing Action
59	21.498	04/20/15	Mon	1656	Rear-End	0	0	1	Day	Wet	Other Contributing Action
60	21.521	11/30/15	Mon	1805	Rear-End	0	1	0	Night	Dry	Careless or Negligent Manner
61	21.547	04/20/15	Mon	1748	Rear-End	0	0	1	Day	Wet	Careless or Negligent Manner
62	21.554	01/14/15	Wed	1248	Rear-End	0	2	0	Day	Dry	Careless or Negligent Manner
63	21.559	01/01/15	Thu	0456	Rear-End	0	0	1	Night	Wet	No Contributing Action
64	21.559	01/28/15	Wed	0700	Rear-End	0	1	0	Day	Dry	Careless or Negligent Manner
65	21.559	07/31/15	Fri	1515	Rear-End	0	3	0	Day	Wet	Careless or Negligent Manner
66	21.569	12/15/15	Tue	0815	Sideswipe	0	0	1	Day	Dry	No Contributing Action
67	21.578	12/11/15	Fri	1950	Rear-End	0	0	1	Day	Dry	No Contributing Action
68	21.601	01/11/15	Sun	1813	Rear-End	0	0	1	Night	Wet	Careless or Negligent Manner
69	21.601	04/01/15	Wed	1506	Rear-End	0	0	1	Day	Dry	Careless or Negligent Manner
70	21.601	04/21/15	Tue	1546	Rear-End	0	0	1	Day	Wet	Careless or Negligent Manner
71	21.601	12/02/15	Wed	1708	Rear-End	0	1	0	Night	Wet	Careless or Negligent Manner
72	21.614	03/26/15	Thu	0815	Rear-End	0	2	0	Day	Dry	Disregarded other Road Markings
73	21.614	07/31/15	Fri	1825	Rear-End	0	0	1	Day	Wet	Careless or Negligent Manner
74	21.614	10/22/15	Thu	1330	Rear-End	0	0	1	Day	Dry	#N/A
75	21.623	03/20/15	Fri	1214	Rear-End	0	0	1	Day	Dry	Failed To Keep In Proper Lane
76	21.624	01/11/15	Sun	1752	Concrete Traffic Barrier	0	0	1	Day	Wet	Drove too Fast for Conditions
77	21.642	09/20/15	Sun	0000	Concrete Traffic Barrier	0	1	0	Night	Dry	Careless or Negligent Manner
78	21.642	10/28/15	Wed	0516	Rear-End	0	1	0	Day	Dry	No Contributing Action
79	21.642	12/22/15	Tue	1410	Rear-End	0	1	0	Day	Dry	No Contributing Action
80	21.651	07/31/15	Fri	0708	Rear-End	0	1	0	Day	Dry	Careless or Negligent Manner
81	21.651	11/26/15	Thu	1633	Sideswipe	0	0	1	Day	Dry	#N/A



**State of Florida Department of Transportation  
CRASH SUMMARY**

SECTION: 86070000 STATE ROUTE: 9  
 ROADWAY LIMITS: NA M.P. 21.000 TO 22.623 ENGINEER: AECOM  
 STUDY PERIOD: FROM 1/ 2015 TO 12/ 2015 COUNTY: Broward

No.	MILE POST	DATE	DAY	TIME	CRASH TYPE	FATAL	INJURIES	PROP DAM	DAY / NIGHT	WET / DRY	CONTRIBUTING CAUSE (VEHICLE ONLY)
82	21.659	05/21/15	Thu	1040	Rear-End	0	2	0	Day	Dry	Careless or Negligent Manner
83	21.661	11/12/15	Thu	0749	Rear-End	0	0	1	Day	Dry	Careless or Negligent Manner
84	21.661	07/28/15	Tue	1737	Rear-End	0	0	1	Day	Dry	#N/A
85	21.661	11/03/15	Tue	0731	Rear-End	0	0	1	Day	Dry	Careless or Negligent Manner
86	21.673	05/27/15	Wed	1053	Rear-End	0	1	0	Day	Dry	Careless or Negligent Manner
87	21.673	06/01/15	Mon	1000	Rear-End	0	1	0	Day	Dry	Careless or Negligent Manner
88	21.680	09/04/15	Fri	1908	Rear-End	0	0	1	Day	Dry	Careless or Negligent Manner
89	21.699	01/11/15	Sun	1710	Head-On	0	3	0	Night	Wet	Careless or Negligent Manner
90	21.699	11/09/15	Mon	1620	Rear-End	0	0	1	Day	Dry	Careless or Negligent Manner
91	21.718	01/01/15	Thu	0500	Not Coded	0	0	1	Night	Wet	No Contributing Action
92	21.718	01/01/15	Thu	0500	Not Coded	0	1	0	Night	Wet	No Contributing Action
93	21.718	02/19/15	Thu	1740	Rear-End	0	0	1	Night	Dry	Careless or Negligent Manner
94	21.718	02/17/15	Tue	1052	Sideswipe	0	0	1	Day	Dry	#N/A
95	21.718	02/16/15	Mon	1055	Rear-End	0	0	1	Day	Dry	Other Contributing Action
96	21.718	05/07/15	Thu	0717	Rear-End	0	0	1	Day	Dry	Careless or Negligent Manner
97	21.718	07/07/15	Tue	1400	Other Non-Collision	0	0	1	Day	Dry	No Contributing Action
98	21.718	09/13/15	Sun	0208	Sideswipe	0	0	1	Night	Dry	#N/A
99	21.723	04/17/15	Fri	1640	Rear-End	0	0	1	Day	Dry	Careless or Negligent Manner
100	21.812	02/06/15	Fri	1825	Rear-End	0	1	0	Night	Dry	Careless or Negligent Manner
101	21.812	02/09/15	Mon	1555	Angle	0	0	1	Day	Dry	Careless or Negligent Manner
102	21.812	06/01/15	Mon	0907	Overturn/Rollover	0	1	0	Day	Dry	Swerved Or Avoided
103	21.812	11/01/15	Sun	1256	Utility Pole/Light Support	0	1	0	Day	Dry	Other Contributing Action
104	21.873	01/01/15	Thu	0350	Guardrail Face	0	0	1	Night	Wet	No Contributing Action
105	21.873	01/27/15	Tue	0933	Rear-End	0	1	0	Day	Dry	Other Contributing Action
106	21.873	01/31/15	Sat	0854	Sideswipe	0	0	1	Day	Dry	Careless or Negligent Manner
107	21.873	02/12/15	Thu	0719	Rear-End	0	0	1	Day	Dry	Other Contributing Action
108	21.873	03/24/15	Tue	0740	Sideswipe	0	0	1	Day	Dry	#N/A
109	21.873	03/09/15	Mon	0910	Rear-End	0	1	0	Day	Dry	Careless or Negligent Manner
110	21.873	02/09/15	Mon	0839	Rear-End	0	0	1	Day	Dry	Careless or Negligent Manner
111	21.873	06/19/15	Fri	1650	Rear-End	0	1	0	Day	Dry	Careless or Negligent Manner
112	21.873	04/29/15	Wed	2342	Not Coded	0	0	1	Night	Dry	No Contributing Action
113	21.873	06/14/15	Sun	0130	Sideswipe	0	0	1	Night	Dry	#N/A
114	21.873	07/28/15	Tue	0826	Rear-End	0	0	1	Day	Dry	Careless or Negligent Manner
115	21.873	11/08/15	Sun	0840	Sideswipe	0	0	1	Day	Dry	#N/A
116	21.873	08/10/15	Mon	0450	Not Coded	0	0	1	Night	Dry	No Contributing Action
117	21.873	07/30/15	Thu	0127	Rear-End	0	2	0	Night	Dry	Careless or Negligent Manner
118	21.873	07/28/15	Tue	0844	Rear-End	0	0	1	Day	Dry	Careless or Negligent Manner
119	21.873	11/16/15	Mon	1120	Not Coded	0	0	1	Day	Dry	Failed to Yield Right-Of-Way
120	21.873	11/02/15	Mon	1528	Sideswipe	0	0	1	Day	Dry	Other Contributing Action
121	21.873	11/15/15	Sun	1545	Fell/Jumped from Motor Vehicle	0	1	0	Day	Dry	Careless or Negligent Manner
122	21.873	09/24/15	Thu	1848	Rear-End	0	0	1	Night	Dry	#N/A
123	21.873	10/18/15	Sun	0606	Rear-End	0	2	0	Night	Dry	Careless or Negligent Manner
124	21.873	11/09/15	Mon	0848	Rear-End	0	0	1	Day	Dry	Careless or Negligent Manner
125	21.873	11/17/15	Tue	0903	Rear-End	0	0	1	Day	Dry	#N/A
126	21.873	11/18/15	Wed	0913	Rear-End	0	0	1	Day	Dry	No Contributing Action
127	21.873	11/09/15	Mon	1305	Rear-End	0	1	0	Day	Dry	Careless or Negligent Manner
128	21.873	11/17/15	Tue	0902	Sideswipe	0	0	1	Day	Dry	Improper Passing
129	21.873	11/19/15	Thu	0927	Rear-End	0	0	1	Day	Dry	Careless or Negligent Manner
130	21.873	11/24/15	Tue	0507	Rear-End	0	0	1	Night	Dry	Careless or Negligent Manner
131	21.873	12/14/15	Mon	0745	Rear-End	0	1	0	Day	Dry	Careless or Negligent Manner
132	21.873	12/19/15	Sat	2122	Concrete Traffic Barrier	0	0	1	Night	Dry	Careless or Negligent Manner
133	21.907	05/11/15	Mon	0736	Rear-End	0	0	1	Day	Dry	No Contributing Action
134	21.923	02/10/15	Tue	1626	Rear-End	0	0	1	Day	Dry	No Contributing Action
135	21.923	07/01/15	Wed	0829	Rear-End	0	0	1	Day	Dry	No Contributing Action
136	21.923	12/12/15	Sat	0331	Rear-End	0	1	0	Night	Dry	Careless or Negligent Manner
137	21.998	07/14/15	Tue	1741	Rear-End	0	0	1	Day	Dry	#N/A
138	22.096	01/09/15	Fri	0723	Rear-End	0	0	1	Day	Wet	Other Contributing Action
139	22.123	12/21/15	Mon	0955	Rear-End	0	4	0	Day	Wet	Careless or Negligent Manner
140	22.123	02/24/15	Tue	1000	Rear-End	0	1	0	Day	Dry	Other Contributing Action
141	22.123	01/17/15	Sat	1828	Rear-End	0	0	1	Night	Dry	Careless or Negligent Manner
142	22.123	02/02/15	Mon	2135	Sideswipe	0	0	1	Night	Dry	#N/A
143	22.123	02/10/15	Tue	0836	Not Coded	0	0	1	Day	Dry	Careless or Negligent Manner
144	22.123	10/05/15	Mon	0818	Rear-End	0	1	0	Day	Wet	Careless or Negligent Manner
145	22.123	05/26/15	Tue	1440	Not Coded	0	0	1	Day	Dry	#N/A
146	22.123	11/02/15	Mon	1509	Sideswipe	0	1	0	Day	Dry	Failed To Keep In Proper Lane
147	22.123	10/15/15	Thu	0905	Rear-End	0	2	0	Day	Dry	Careless or Negligent Manner
148	22.123	11/17/15	Tue	0846	Rear-End	0	1	0	Day	Wet	Drove too Fast for Conditions
149	22.123	12/01/15	Tue	0637	Rear-End	0	0	1	Day	Wet	#N/A
150	22.123	07/23/15	Thu	1640	Sideswipe	0	0	1	Day	Dry	Careless or Negligent Manner
151	22.123	08/16/15	Sun	1611	Rear-End	0	4	0	Day	Dry	#N/A
152	22.123	09/19/15	Sat	1825	Not Coded	0	2	0	Day	Dry	Ran Off Roadway
153	22.123	09/02/15	Wed	1750	Rear-End	0	0	1	Day	Dry	Careless or Negligent Manner
154	22.123	10/09/15	Fri	2155	Tree (Standing)	0	0	1	Night	Wet	Careless or Negligent Manner
155	22.123	10/10/15	Sat	0455	Not Coded	0	6	0	Night	Wet	Careless or Negligent Manner
156	22.123	12/16/15	Wed	0732	Rear-End	0	0	1	Day	Dry	No Contributing Action
157	22.123	12/15/15	Tue	0924	Rear-End	0	0	1	Day	Dry	Careless or Negligent Manner
158	22.123	12/21/15	Mon	1030	Rear-End	0	2	0	Day	Wet	Other Contributing Action
159	22.123	12/19/15	Sat	2356	Not Coded	0	0	1	Night	Dry	Careless or Negligent Manner
160	22.123	12/24/15	Thu	2320	Parked Motor Vehicle	0	0	1	Night	Dry	Over-Correcting/Over-Steering
161	22.373	03/27/15	Fri	2039	Concrete Traffic Barrier	0	0	1	Night	Wet	No Contributing Action
162	22.623	04/03/15	Fri	0641	Rear-End	0	2	0	Day	Dry	Careless or Negligent Manner

**State of Florida Department of Transportation  
CRASH SUMMARY**

SECTION: **86070000** STATE ROUTE: **9**  
 ROADWAY LIMITS: **NA** M.P. **21.000** TO **22.623** ENGINEER: **AECOM**  
 STUDY PERIOD: FROM **1/ 2015** TO **12/ 2015** COUNTY: **Broward**

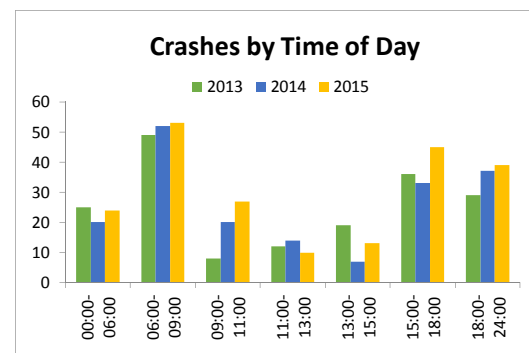
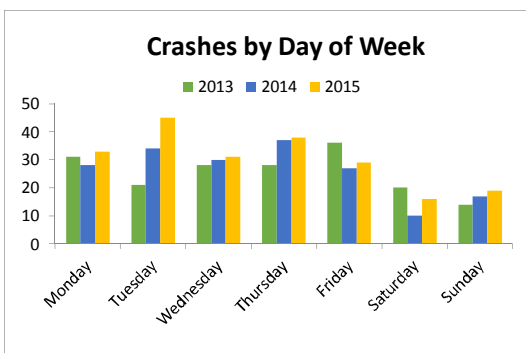
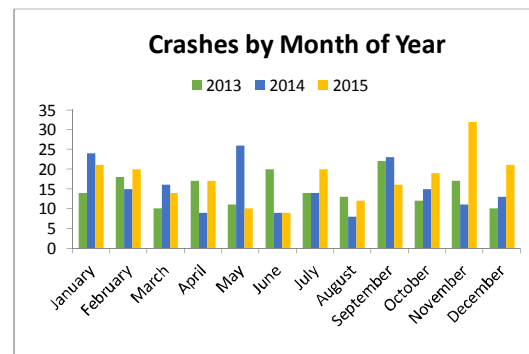
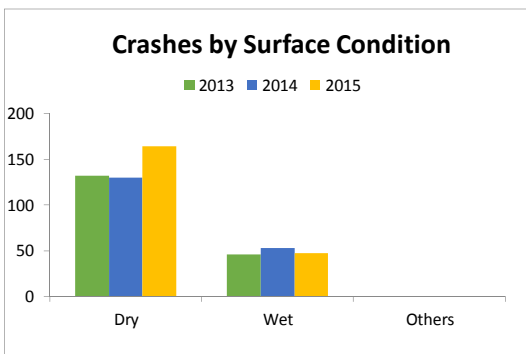
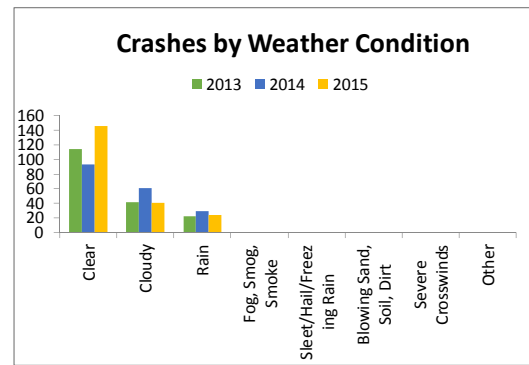
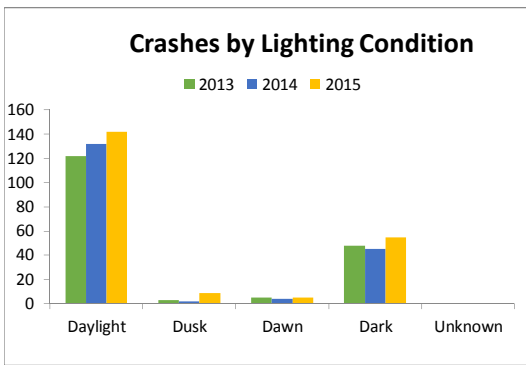
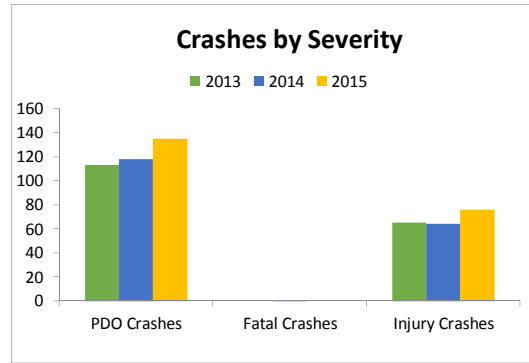
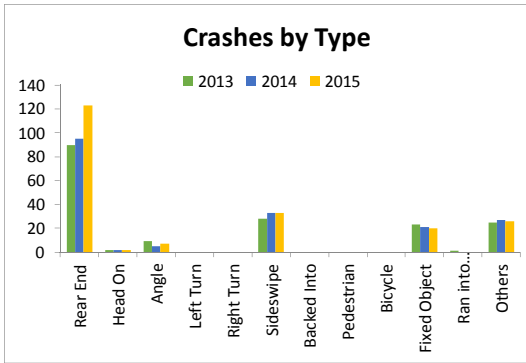
No.	MILE POST	DATE	DAY	TIME	CRASH TYPE	FATAL	INJURIES	PROP DAM	DAY / NIGHT	WET / DRY	CONTRIBUTING CAUSE (VEHICLE ONLY)				
163	22.623	04/03/15	Fri	0804	Rear-End	0	0	1	Day	Dry	Careless or Negligent Manner				
164	22.623	05/01/15	Fri	0825	Rear-End	0	3	0	Day	Dry	Careless or Negligent Manner				
165	22.623	04/01/15	Wed	1240	Not Coded	0	0	1	Day	Dry	No Contributing Action				
166	22.623	09/01/15	Tue	0859	Rear-End	0	0	1	Day	Dry	Followed too Closely				
167	22.623	04/14/15	Tue	0913	Concrete Traffic Barrier	0	0	1	Day	Dry	Swerved Or Avoided				
168	22.623	05/21/15	Thu	1142	Rear-End	0	0	1	Day	Dry	Careless or Negligent Manner				
169	22.623	07/10/15	Fri	0725	Rear-End	0	0	1	Day	Dry	Careless or Negligent Manner				
170	22.623	07/10/15	Fri	0725	Angle	0	0	1	Day	Dry	Swerved Or Avoided				
171	22.623	10/10/15	Sat	1749	Rear-End	0	4	0	Day	Wet	Careless or Negligent Manner				
172	22.623	08/24/15	Mon	0805	Rear-End	0	0	1	Day	Wet	Careless or Negligent Manner				
173	0.009	10/01/15	Thu	1322	Rear-End	0	2	0	Day	Dry	Careless or Negligent Manner				
174	0.119	06/11/15	Thu	0614	Tree (Standing)	0	0	1	Night	Dry	Other Contributing Action				
175	0.289	07/21/15	Tue	1520	Rear-End	0	0	1	Day	Wet	Careless or Negligent Manner				
176	0.000	03/29/15	Sun	0751	Overturn/Rollover	0	0	1	Day	Dry	#N/A				
177	0.000	11/22/15	Sun	0500	Tree (Standing)	0	0	1	Night	Wet	#N/A				
178	0.089	05/06/15	Wed	0811	Tree (Standing)	0	0	1	Night	Dry	#N/A				
179	0.239	07/14/15	Tue	1421	Sideswipe	0	0	1	Day	Dry	No Contributing Action				
180	0.320	10/29/15	Thu	0052	Concrete Traffic Barrier	0	1	0	Night	Wet	No Contributing Action				
181	0.337	03/02/15	Mon	1254	Rear-End	0	1	0	Day	Dry	Careless or Negligent Manner				
182	0.337	10/08/15	Thu	2155	Sideswipe	0	0	1	Night	Dry	#N/A				
183	0.337	08/01/15	Sat	1920	Rear-End	0	0	1	Night	Dry	#N/A				
184	0.338	12/02/15	Wed	0847	Rear-End	0	0	1	Day	Dry	Other Contributing Action				
185	0.339	02/12/15	Thu	1456	Rear-End	0	1	0	Day	Dry	Followed too Closely				
186	0.339	03/19/15	Thu	0043	Sideswipe	0	0	1	Night	Dry	Ran Red Light				
187	0.339	08/09/15	Sun	1710	Rear-End	0	0	1	Day	Wet	#N/A				
188	0.339	10/14/15	Wed	0910	Sideswipe	0	0	1	Day	Dry	Failed To Keep In Proper Lane				
189	0.339	11/10/15	Tue	2345	Head-On	0	0	1	Night	Dry	No Contributing Action				
190	0.339	11/11/15	Wed	2130	Angle	0	0	1	Night	Dry	Careless or Negligent Manner				
191	0.000	03/14/15	Sat	1449	Rear-End	0	0	1	Day	Dry	Careless or Negligent Manner				
192	0.213	04/25/15	Sat	2115	Overturn/Rollover	0	1	0	Night	Wet	Over-Correcting/Over-Steering				
193	0.213	06/08/15	Mon	0934	Rear-End	0	0	1	Day	Dry	Careless or Negligent Manner				
194	0.213	09/17/15	Thu	1820	Rear-End	0	1	0	Day	Wet	Careless or Negligent Manner				
195	0.299	08/25/15	Tue	2150	Sideswipe	0	0	1	Night	Dry	No Contributing Action				
196	0.304	10/30/15	Fri	2250	Sideswipe	0	0	1	Night	Dry	#N/A				
197	0.306	02/05/15	Thu	0940	Not Coded	0	0	1	Day	Wet	Failed to Yield Right-Of-Way				
198	0.306	03/10/15	Tue	2132	Rear-End	0	0	1	Night	Wet	Careless or Negligent Manner				
199	0.306	05/08/15	Fri	1515	Sideswipe	0	0	1	Day	Dry	Careless or Negligent Manner				
200	0.307	01/06/15	Tue	1335	Sideswipe	0	0	1	Day	Dry	Careless or Negligent Manner				
201	0.308	08/17/15	Mon	1636	Rear-End	0	0	1	Day	Dry	No Contributing Action				
202	0.308	09/18/15	Fri	2038	Angle	0	6	0	Night	Dry	Ran Red Light				
203	0.308	10/14/15	Wed	2125	Not Coded	0	0	1	Night	Dry	#N/A				
204	0.308	10/16/15	Fri	0003	Sideswipe	0	0	1	Night	Dry	Failed To Keep In Proper Lane				
205	0.308	04/20/15	Mon	0624	Sideswipe	0	0	1	Night	Dry	Other Contributing Action				
206	0.308	10/11/15	Sun	1404	Sideswipe	0	0	1	Day	Dry	Careless or Negligent Manner				
207	0.308	11/04/15	Wed	1132	Rear-End	0	1	0	Day	Dry	Followed too Closely				
208	0.308	11/23/15	Mon	1113	Sideswipe	0	0	1	Day	Dry	Other Contributing Action				
209	0.000	08/07/15	Fri	0219	Curb	0	0	1	Night	Dry	No Contributing Action				
210	0.008	08/25/15	Tue	1655	Tree (Standing)	0	1	0	Day	Dry	Careless or Negligent Manner				
211	0.019	12/21/15	Mon	1940	Tree (Standing)	0	0	1	Night	Wet	Careless or Negligent Manner				
<b>Total No.</b>	<b>Fatal</b>	<b>Injury</b>	<b>PDO</b>	<b>Rear-End</b>	<b>Head-On</b>	<b>Angle</b>	<b>Left-Turn</b>	<b>Right-Turn</b>	<b>Sideswipe</b>	<b>Backed Into</b>	<b>Ped/Bike</b>	<b>Parked Car</b>	<b>Fixed Object</b>	<b>Ran into Water</b>	<b>Other</b>
<b>211</b>	<b>0</b>	<b>76</b>	<b>135</b>	<b>123</b>	<b>2</b>	<b>7</b>	<b>0</b>	<b>0</b>	<b>33</b>	<b>0</b>	<b>0</b>	<b>1</b>	<b>20</b>	<b>0</b>	<b>25</b>
<b>Percent</b>	<b>0.00%</b>	<b>36.02%</b>	<b>63.98%</b>	<b>58.29%</b>	<b>0.95%</b>	<b>3.32%</b>	<b>0.00%</b>	<b>0.00%</b>	<b>15.64%</b>	<b>0.00%</b>	<b>0.00%</b>	<b>0.47%</b>	<b>9.48%</b>	<b>0.00%</b>	<b>11.85%</b>
<b>Contrib. Cause</b>	<b>Day</b>	<b>Night</b>	<b>Wet</b>	<b>Dry</b>	<b>Careless Driving</b>	<b>FTYRW</b>	<b>Improper Turn</b>	<b>Ran Red Light</b>	<b>Exceeded Speed</b>	<b>Improper Passing</b>	<b>Disreg Cntl Dev</b>	<b>Erratic/Aggress</b>	<b>Ran off Road</b>	<b>DUI</b>	<b>Wrong Way</b>
<b>Total</b>	<b>142</b>	<b>69</b>	<b>47</b>	<b>164</b>	<b>98</b>	<b>3</b>	<b>0</b>	<b>2</b>	<b>2</b>	<b>3</b>	<b>1</b>	<b>0</b>	<b>2</b>	<b>4</b>	<b>0</b>
<b>Percent</b>	<b>67.30%</b>	<b>32.70%</b>	<b>22.27%</b>	<b>77.73%</b>	<b>46.45%</b>	<b>1.42%</b>	<b>8</b>	<b>0.95%</b>	<b>0.95%</b>	<b>1.42%</b>	<b>0.47%</b>	<b>0.00%</b>	<b>0.95%</b>	<b>1.90%</b>	<b>0.00%</b>



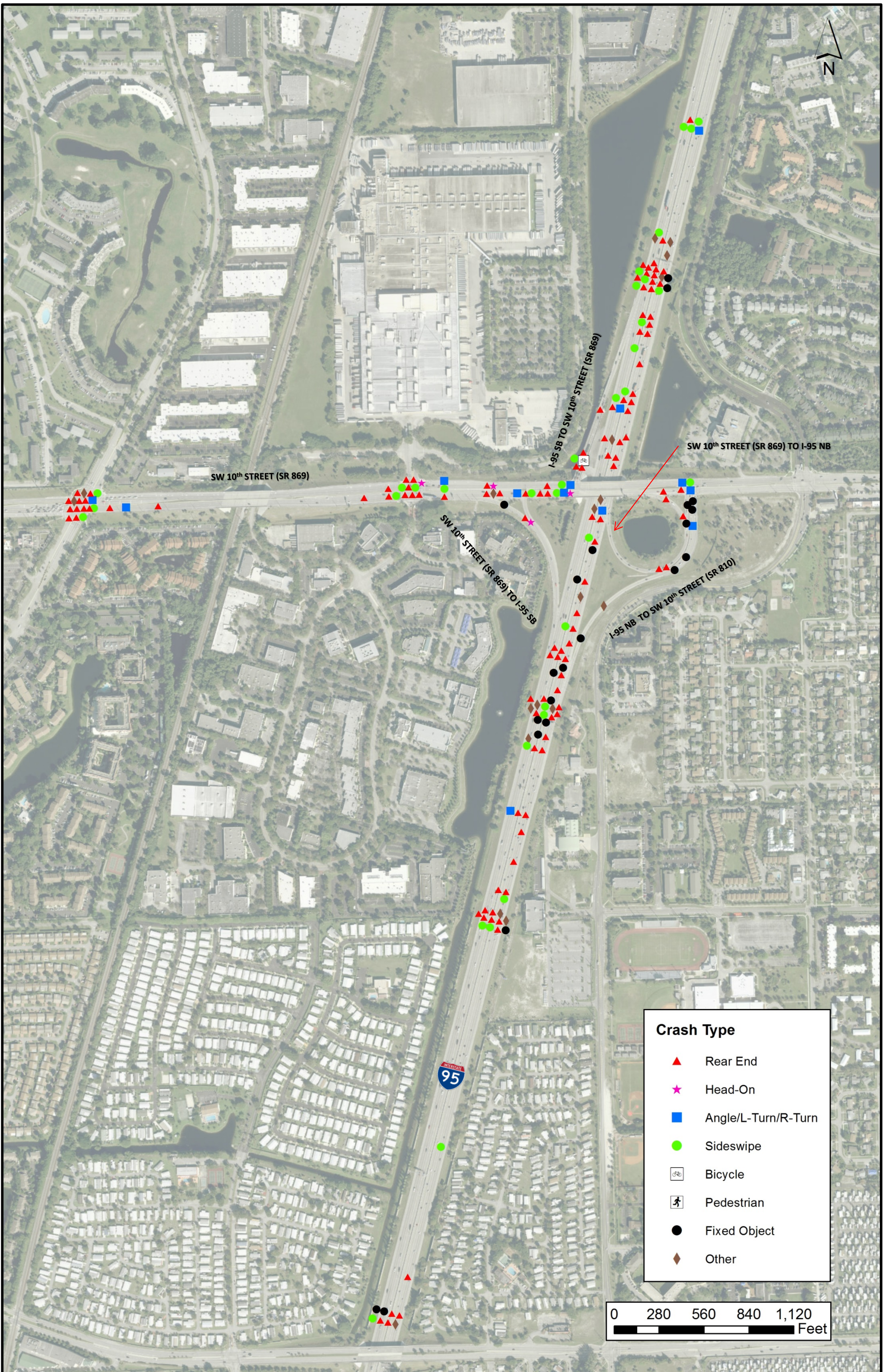


# CRASH HISTOGRAMS

## I-95 at Sample Road (SR 834)

















## CRASH STATISTICS

SW 10th Street (SR 869)		Criteria	Number of Crashes			5 Year Total Crashes	Mean Crashes Per Year	%	
			Year						
			2013	2014	2015				
CRASH TYPE	Rear End	41	32	36	55	123	41	56.7%	
	Head On	42	3	2	2	7	2	3.2%	
	Angle	43	8	16	10	34	11	15.7%	
	Left Turn	44	0	0	0	0	0	0.0%	
	Right Turn	45	0	0	0	0	0	0.0%	
	Sideswipe	46	11	12	8	31	10	14.3%	
	Backed Into	47	0	0	0	0	0	0.0%	
	Pedestrian	10	0	0	1	1	0	0.5%	
	Bicycle	11	0	0	0	0	0	0.0%	
	<b>Fixed Object</b>	19	39	0	4	1	5	2	2.3%
	Impact Attenuator/Crash Cushion	19		0	0	0	0	0	0.0%
	Bridge Overhead Structure	20		0	0	0	0	0	0.0%
	Bridge Pier or Support	21		0	0	0	0	0	0.0%
	Bridge Rail	22		0	0	0	0	0	0.0%
	Culvert	23		0	0	0	0	0	0.0%
	Curb	24		0	1	0	1	0	0.5%
	Ditch	25		0	0	0	0	0	0.0%
	Embankment	26		0	0	0	0	0	0.0%
	Guardrail Face	27		0	0	1	1	0	0.5%
	Guardrail End	28		0	0	0	0	0	0.0%
	Cable Barrier	29		0	0	0	0	0	0.0%
	Concrete Traffic Barrier	30		0	0	0	0	0	0.0%
	Other Traffic Barrier	31		0	0	0	0	0	0.0%
	Tree (Standing)	32		0	1	0	1	0	0.5%
	Utility Pole/Light Support	33		0	0	0	0	0	0.0%
	Traffic Sign Support	34		0	1	0	1	0	0.5%
	Traffic Signal Support	35		0	0	0	0	0	0.0%
	Other Post, Pole Or Support	36		0	1	0	1	0	0.5%
	Fence	37		0	0	0	0	0	0.0%
	Mailbox	38		0	0	0	0	0	0.0%
	Other Fixed Object	39		0	0	0	0	0	0.0%
	<b>Other Non Fixed Object Collisions</b>	12	18	0	0	0	0	0	0.0%
	Railway Vehicle (Train, Engine)	12		0	0	0	0	0	0.0%
	Animal	13		0	0	0	0	0	0.0%
	Motor Vehicle in Transport	14		0	0	0	0	0	0.0%
	Parked Motor Vehicle	15		0	0	0	0	0	0.0%
	Work Zone/Maintenance Equip.	16		0	0	0	0	0	0.0%
	Struck by Falling/Shifting Cargo	17		0	0	0	0	0	0.0%
	Other Non-Fixed Object	18		0	0	0	0	0	0.0%
	<b>Non-Collisions</b>	1	9	3	2	11	16	5	7.4%
	Overturn/Rollover	1		1	0	1	2	1	0.9%
	Fire/Explosion	2		0	0	0	0	0	0.0%
	Immersion	3		0	0	0	0	0	0.0%
	Jackknife	4		0	0	0	0	0	0.0%
	Cargo/Equipment Loss or Shift	5		0	0	0	0	0	0.0%
	Fell/Jumped from Motor Vehicle	6		0	0	1	1	0	0.5%
	Thrown or Falling Object	7		0	0	0	0	0	0.0%
Ran into Water/Canal	8		0	0	0	0	0	0.0%	
Other Non-Collision	9		0	0	0	0	0	0.0%	
<b>Others</b>			2	2	9	13	4	6.0%	
<b>Total Crashes</b>			57	72	88	217	72	100.0%	
SEVERITY	PDO Crashes		41	48	45	134	45	61.8%	
	Fatal Crashes	0	0	0	0	0	0	0.0%	
	Injury Crashes	0	16	24	43	83	28	38.2%	
LIGHTING CONDITIONS	Daylight	1	40	53	65	158	53	72.8%	
	Dusk	2	3	3	3	9	3	4.1%	
	Dawn	3	0	1	1	2	1	0.9%	
	Dark	4	6	14	15	48	16	22.1%	
	Unknown			0	0	0	0	0.0%	



## CRASH STATISTICS

SW 10th Street (SR 869)		Criteria	Number of Crashes			5 Year Total Crashes	Mean Crashes Per Year	%	
			Year						
			2013	2014	2015				
SURFACE CONDITIONS	Dry	1		47	62	77	186	62	85.7%
	Wet	2		10	10	11	31	10	14.3%
	Others			0	0	0	0	0	0.0%
MONTH OF YEAR	January	1		8	9	7	24	8	11.1%
	February	2		4	1	6	11	4	5.1%
	March	3		2	5	4	11	4	5.1%
	April	4		4	2	12	18	6	8.3%
	May	5		3	2	6	11	4	5.1%
	June	6		4	8	7	19	6	8.8%
	July	7		1	3	5	9	3	4.1%
	August	8		8	11	7	26	9	12.0%
	September	9		7	6	10	23	8	10.6%
	October	10		8	12	8	28	9	12.9%
	November	11		5	4	10	19	6	8.8%
	December	12		3	9	6	18	6	8.3%
DAY OF WEEK	Monday	1		12	14	17	43	14	19.8%
	Tuesday	2		7	10	19	36	12	16.6%
	Wednesday	3		9	10	13	32	11	14.7%
	Thursday	4		6	13	14	33	11	15.2%
	Friday	5		11	12	14	37	12	17.1%
	Saturday	6		8	7	7	22	7	10.1%
	Sunday	7		4	6	4	14	5	6.5%
HOUR OF DAY	00:00-06:00	0	600	2	4	7	13	4	6.0%
	06:00-09:00	600	900	10	10	14	34	11	15.7%
	09:00-11:00	900	1100	7	10	11	28	9	12.9%
	11:00-13:00	1100	1300	7	3	9	19	6	8.8%
	13:00-15:00	1300	1500	6	7	8	21	7	9.7%
	15:00-18:00	1500	1800	12	20	16	48	16	22.1%
	18:00-24:00	1800	2400	13	18	23	54	18	24.9%
CONTRIBUTING CAUSES (VEHICLE ONLY)	No Contributing Action	1		3	2	3	8	3	3.7%
	Careless or Negligent Manner	2		5	9	10	24	8	11.1%
	Failed to Yield Right-Of-Way	3		3	4	5	12	4	5.5%
	Improper Backing	4		0	1	1	2	1	0.9%
	Improper Turn	6		1	3	4	8	3	3.7%
	Followed too Closely	10		8	13	22	43	14	19.8%
	Ran Red Light	11		2	4	4	10	3	4.6%
	Drove too Fast for Conditions	12		7	3	3	13	4	6.0%
	Ran Stop Sign	13		0	0	0	0	0	0.0%
	Improper Passing	15		0	2	0	2	1	0.9%
	Exceed Posted Speed	17		0	0	0	0	0	0.0%
	Wrong Side or Wrong Way	21		0	0	0	0	0	0.0%
	Failed To Keep In Proper Lane	25		1	2	2	5	2	2.3%
	Ran Off Roadway	26		0	0	0	0	0	0.0%
	Disregarded Other Traffic Sign	27		0	0	0	0	0	0.0%
	Disregarded other Road Markings	28		0	0	0	0	0	0.0%
	Over-Correcting/Over-Steering	29		0	0	0	0	0	0.0%
Swerved Or Avoided	30		1	0	2	3	1	1.4%	
Erratic, Reckless or Aggressive	31		1	0	0	1	0	0.5%	
Other Contributing Action			25	29	32	86	29	39.6%	
WEATHER CONDITIONS	Clear	1		41	58	72	171	57	78.8%
	Cloudy	2		8	8	10	26	9	12.0%
	Rain	3		8	6	6	20	7	9.2%
	Fog, Smog, Smoke	4		0	0	0	0	0	0.0%
	Sleet/Hail/Freezing Rain	5		0	0	0	0	0	0.0%
	Blowing Sand, Soil, Dirt	6		0	0	0	0	0	0.0%
	Severe Crosswinds	7		0	0	0	0	0	0.0%
	Other			0	0	0	0	0	0.0%

**State of Florida Department of Transportation  
CRASH SUMMARY**

SECTION: **86012000** STATE ROUTE: **869**  
 ROADWAY LIMITS: **NA** M.P. **1.377** TO **2.152** ENGINEER: **AECOM**  
 STUDY PERIOD: FROM **1/ 2013** TO **12/ 2013** COUNTY: **Broward**

No.	MILE POST	DATE	DAY	TIME	CRASH TYPE	FATAL	INJURIES	PROP DAM	DAY / NIGHT	WET / DRY	CONTRIBUTING CAUSE (VEHICLE ONLY)
1	1.418	02/09/13	Sat	0126	Rear-End	0	1	0	Night	Dry	Erratic, Reckless or Aggressive
2	1.425	04/25/13	Thu	1345	Rear-End	0	0	1	Day	Dry	Followed too Closely
3	1.426	06/01/13	Sat	1925	Rear-End	0	0	1	Night	Wet	Followed too Closely
4	1.427	08/31/13	Sat	1454	Rear-End	0	0	1	Day	Dry	#N/A
5	1.427	10/27/13	Sun	1004	Overturn/Rollover	0	1	0	Day	Dry	No Contributing Action
6	1.427	11/28/13	Thu	1100	Angle	0	0	1	Day	Dry	#N/A
7	1.427	12/02/13	Mon	1000	Sideswipe	0	0	1	Day	Dry	#N/A
8	1.427	01/19/13	Sat	2028	Not Coded	0	0	1	Night	Wet	Swerved Or Avoided
9	1.427	05/22/13	Wed	1233	Rear-End	0	1	0	Day	Dry	Other Contributing Action
10	1.428	06/04/13	Tue	1120	Rear-End	0	1	0	Day	Wet	Other Contributing Action
11	1.429	10/16/13	Wed	1600	Rear-End	0	0	1	Day	Dry	Careless or Negligent Manner
12	1.429	04/30/13	Tue	1132	Rear-End	0	1	0	Day	Wet	Other Contributing Action
13	1.429	08/09/13	Fri	0924	Rear-End	0	1	0	Day	Wet	Drove too Fast for Conditions
14	1.435	03/08/13	Fri	1547	Sideswipe	0	0	1	Day	Dry	Not Coded
15	1.436	10/23/13	Wed	1628	Rear-End	0	1	0	Day	Wet	Drove too Fast for Conditions
16	1.441	01/30/13	Wed	1658	Rear-End	0	0	1	Day	Dry	Failed To Keep In Proper Lane
17	1.446	09/30/13	Mon	1725	Sideswipe	0	0	1	Day	Dry	Failed to Yield Right-Of-Way
18	1.465	08/30/13	Fri	1712	Rear-End	0	0	1	Day	Dry	No Contributing Action
19	1.484	08/23/13	Fri	1025	Angle	0	0	1	Day	Dry	#N/A
20	1.522	07/29/13	Mon	1435	Rear-End	0	0	1	Day	Dry	Drove too Fast for Conditions
21	1.766	02/12/13	Tue	0755	Rear-End	0	0	1	Day	Dry	Other Contributing Action
22	1.795	02/04/13	Mon	0906	Rear-End	0	0	1	Day	Dry	Followed too Closely
23	1.795	05/17/13	Fri	1318	Rear-End	0	1	0	Day	Dry	Other Contributing Action
24	1.804	05/24/13	Fri	1612	Sideswipe	0	0	1	Day	Dry	Not Coded
25	1.814	09/30/13	Mon	0751	Rear-End	0	1	0	Day	Dry	Careless or Negligent Manner
26	1.817	08/15/13	Thu	0702	Sideswipe	0	0	1	Day	Wet	Drove too Fast for Conditions
27	1.819	09/10/13	Tue	1525	Rear-End	0	1	0	Day	Dry	Careless or Negligent Manner
28	1.819	09/13/13	Fri	1227	Rear-End	0	0	1	Day	Dry	#N/A
29	1.822	04/21/13	Sun	1830	Rear-End	0	0	1	Day	Dry	Followed too Closely
30	1.823	01/16/13	Wed	1715	Head-On	0	3	0	Day	Dry	Failed to Yield Right-Of-Way
31	1.823	04/18/13	Thu	2256	Sideswipe	0	0	1	Night	Dry	Not Coded
32	1.824	01/16/13	Wed	1150	Rear-End	0	0	1	Day	Dry	Followed too Closely
33	1.828	01/27/13	Sun	2214	Rear-End	0	0	1	Night	Dry	Other Contributing Action
34	1.861	09/06/13	Fri	1031	Rear-End	0	0	1	Day	Dry	Followed too Closely
35	1.861	12/05/13	Thu	1655	Sideswipe	0	0	1	Night	Dry	No Contributing Action
36	1.861	11/25/13	Mon	0830	Angle	0	0	1	Day	Dry	#N/A
37	1.910	11/18/13	Mon	0755	Rear-End	0	1	0	Day	Dry	Drove too Fast for Conditions
38	1.915	11/05/13	Tue	0754	Rear-End	0	0	1	Day	Dry	#N/A
39	1.919	10/07/13	Mon	2035	Not Coded	0	0	1	Night	Wet	#N/A
40	1.919	03/27/13	Wed	2005	Head-On	0	1	0	Night	Dry	Failed to Yield Right-Of-Way
41	1.921	09/09/13	Mon	1035	Rear-End	0	0	1	Day	Dry	Careless or Negligent Manner
42	1.951	08/26/13	Mon	1510	Angle	0	0	1	Day	Dry	Careless or Negligent Manner
43	1.957	10/08/13	Tue	0806	Rear-End	0	1	0	Day	Dry	Drove too Fast for Conditions
44	1.964	06/21/13	Fri	1438	Sideswipe	0	0	1	Day	Dry	Other Contributing Action
45	1.975	09/25/13	Wed	0744	Rear-End	0	0	1	Day	Dry	#N/A
46	1.983	10/22/13	Tue	1920	Rear-End	0	0	1	Night	Dry	Drove too Fast for Conditions
47	1.986	01/21/13	Mon	1915	Rear-End	0	0	1	Night	Wet	Followed too Closely
48	1.996	10/21/13	Mon	0633	Sideswipe	0	0	1	Night	Dry	#N/A
49	2.010	01/12/13	Sat	2058	Head-On	0	1	0	Night	Dry	Ran Red Light
50	2.010	01/31/13	Thu	0645	Angle	0	0	1	Night	Dry	Ran Red Light
51	2.010	06/21/13	Fri	1616	Angle	0	0	1	Day	Dry	Other Contributing Action
52	2.010	08/03/13	Sat	1310	Sideswipe	0	0	1	Day	Dry	Improper Turn
53	2.120	02/08/13	Fri	1849	Rear-End	0	0	1	Night	Dry	Followed too Closely
54	2.152	10/23/13	Wed	1950	Angle	0	0	1	Night	Dry	Other Contributing Action
55	2.152	11/16/13	Sat	2220	Sideswipe	0	0	1	Night	Wet	#N/A
56	2.152	12/01/13	Sun	0358	Angle	0	0	1	Night	Dry	#N/A
57	2.152	08/10/13	Sat	1209	Rear-End	0	1	0	Day	Dry	Other Contributing Action

Total No.	Fatal	Injury	PDO	Rear-End	Head-On	Angle	Left-Turn	Right-Turn	Sideswipe	Backed Into	Ped/Bike	Parked Car	Fixed Object	Ran into Water	Other
<b>57</b>	<b>0</b>	<b>16</b>	<b>41</b>	<b>32</b>	<b>3</b>	<b>8</b>	<b>0</b>	<b>0</b>	<b>11</b>	<b>0</b>	<b>0</b>	<b>0</b>	<b>0</b>	<b>0</b>	<b>3</b>
<b>Percent</b>	<b>0.00%</b>	<b>28.07%</b>	<b>71.93%</b>	<b>56.14%</b>	<b>5.26%</b>	<b>14.04%</b>	<b>0.00%</b>	<b>0.00%</b>	<b>19.30%</b>	<b>0.00%</b>	<b>0.00%</b>	<b>0.00%</b>	<b>0.00%</b>	<b>0.00%</b>	<b>5.26%</b>
<b>Contrib. Cause</b>	<b>Day</b>	<b>Night</b>	<b>Wet</b>	<b>Dry</b>	<b>Careless Driving</b>	<b>FTYRW</b>	<b>Improper Turn</b>	<b>Ran Red Light</b>	<b>Exceeded Speed</b>	<b>Improper Passing</b>	<b>Disreg Cntl Dev</b>	<b>Erratic/Aggress</b>	<b>Ran off Road</b>	<b>DUI</b>	<b>Wrong Way</b>
<b>Total</b>	<b>40</b>	<b>17</b>	<b>10</b>	<b>47</b>	<b>5</b>	<b>3</b>	<b>1</b>	<b>2</b>	<b>7</b>	<b>0</b>	<b>0</b>	<b>1</b>	<b>0</b>	<b>1</b>	<b>0</b>
<b>Percent</b>	<b>70.18%</b>	<b>29.82%</b>	<b>17.54%</b>	<b>82.46%</b>	<b>8.77%</b>	<b>5.26%</b>	<b>1.75%</b>	<b>3.51%</b>	<b>12.28%</b>	<b>0.00%</b>	<b>0.00%</b>	<b>1.75%</b>	<b>0.00%</b>	<b>1.75%</b>	<b>0.00%</b>



**State of Florida Department of Transportation  
CRASH SUMMARY**

SECTION: 86012000 STATE ROUTE: 869  
ROADWAY LIMITS: NA M.P. 1.377 TO 2.152 ENGINEER: AECOM  
STUDY PERIOD: FROM 1/ 2014 TO 12/ 2014 COUNTY: Broward

No.	MILE POST	DATE	DAY	TIME	CRASH TYPE	FATAL	INJURIES	PROP DAM	DAY / NIGHT	WET / DRY	CONTRIBUTING CAUSE (VEHICLE ONLY)
1	1.394	02/23/14	Sun	2212	Sideswipe	0	0	1	Night	Dry	Failed to Yield Right-Of-Way
2	1.408	09/12/14	Fri	0750	Rear-End	0	0	1	Day	Wet	Followed too Closely
3	1.408	10/15/14	Wed	1813	Rear-End	0	5	0	Day	Wet	Other Contributing Action
4	1.416	06/11/14	Wed	1300	Sideswipe	0	0	1	Day	Dry	#N/A
5	1.424	01/05/14	Sun	1519	Traffic Sign Support	0	2	0	Day	Dry	Careless or Negligent Manner
6	1.426	05/26/14	Mon	1625	Rear-End	0	0	1	Day	Dry	Improper Turn
7	1.427	01/21/14	Tue	1720	Rear-End	0	0	1	Day	Dry	#N/A
8	1.427	03/22/14	Sat	2114	Angle	0	0	1	Night	Dry	#N/A
9	1.427	06/02/14	Mon	0735	Curb	0	0	1	Day	Dry	Other Contributing Action
10	1.427	06/06/14	Fri	0449	Angle	0	0	1	Night	Dry	Ran Red Light
11	1.427	06/30/14	Mon	0840	Sideswipe	0	0	1	Day	Dry	#N/A
12	1.427	08/14/14	Thu	0756	Angle	0	0	1	Day	Dry	Followed too Closely
13	1.427	10/06/14	Mon	1022	Rear-End	0	0	1	Day	Dry	Followed too Closely
14	1.427	10/14/14	Tue	1715	Rear-End	0	0	1	Day	Dry	Followed too Closely
15	1.427	10/23/14	Thu	0815	Rear-End	0	0	1	Day	Wet	Careless or Negligent Manner
16	1.427	10/31/14	Fri	1520	Angle	0	1	0	Day	Dry	Ran Red Light
17	1.427	12/15/14	Mon	1012	Angle	0	1	0	Day	Dry	Ran Red Light
18	1.427	12/18/14	Thu	1814	Angle	0	0	1	Night	Dry	#N/A
19	1.427	12/19/14	Fri	1525	Rear-End	0	0	1	Day	Dry	Careless or Negligent Manner
20	1.428	07/23/14	Wed	1350	Rear-End	0	0	1	Day	Wet	Followed too Closely
21	1.431	10/25/14	Sat	0109	Rear-End	0	1	0	Night	Dry	Other Contributing Action
22	1.432	08/22/14	Fri	1919	Sideswipe	0	0	1	Night	Dry	Improper Passing
23	1.433	03/10/14	Mon	1115	Rear-End	0	0	1	Day	Dry	Other Contributing Action
24	1.433	10/21/14	Tue	1515	Rear-End	0	0	1	Day	Dry	#N/A
25	1.435	01/05/14	Sun	1616	Rear-End	0	0	1	Day	Dry	#N/A
26	1.436	12/01/14	Mon	0730	Sideswipe	0	0	1	Day	Dry	Failed To Keep In Proper Lane
27	1.436	03/21/14	Fri	1625	Rear-End	0	0	1	Day	Dry	Followed too Closely
28	1.446	03/18/14	Tue	0749	Rear-End	0	0	1	Day	Wet	Drove too Fast for Conditions
29	1.446	08/10/14	Sun	0230	Other Post, Pole Or Support	0	0	1	Night	Dry	Careless or Negligent Manner
30	1.817	09/03/14	Wed	1025	Rear-End	0	1	0	Day	Wet	Other Contributing Action
31	1.818	08/21/14	Thu	1919	Rear-End	0	0	1	Night	Dry	Followed too Closely
32	1.822	12/11/14	Thu	1903	Rear-End	0	0	1	Night	Dry	Followed too Closely
33	1.823	01/22/14	Wed	2000	Sideswipe	0	0	1	Night	Dry	#N/A
34	1.823	07/23/14	Wed	1630	Rear-End	0	2	0	Day	Dry	Careless or Negligent Manner
35	1.823	08/20/14	Wed	1807	Angle	0	2	0	Day	Dry	Improper Turn
36	1.823	09/01/14	Mon	1002	Angle	0	0	1	Day	Dry	Other Contributing Action
37	1.823	09/12/14	Fri	0755	Head-On	0	0	1	Day	Wet	Drove too Fast for Conditions
38	1.823	10/07/14	Tue	1740	Angle	0	2	0	Day	Dry	Failed to Yield Right-Of-Way
39	1.823	10/18/14	Sat	2056	Angle	0	1	0	Night	Dry	Ran Red Light
40	1.823	11/07/14	Fri	1711	Not Coded	0	1	0	Day	Dry	Careless or Negligent Manner
41	1.825	08/05/14	Tue	1425	Not Coded	0	0	1	Day	Dry	Improper Backing
42	1.828	08/21/14	Thu	1846	Rear-End	0	0	1	Day	Dry	#N/A
43	1.832	12/23/14	Tue	1920	Sideswipe	0	0	1	Night	Dry	Improper Passing
44	1.861	09/10/14	Wed	0930	Rear-End	0	0	1	Day	Dry	#N/A
45	1.861	09/25/14	Thu	1740	Rear-End	0	0	1	Day	Wet	Followed too Closely
46	1.870	08/23/14	Sat	1712	Rear-End	0	3	0	Day	Dry	Followed too Closely
47	1.880	06/17/14	Tue	0926	Sideswipe	0	1	0	Day	Dry	Failed to Yield Right-Of-Way
48	1.918	06/26/14	Thu	2211	Rear-End	0	0	1	Night	Dry	#N/A
49	1.918	08/11/14	Mon	1613	Sideswipe	0	0	1	Day	Dry	#N/A
50	1.918	08/23/14	Sat	1533	Rear-End	0	1	0	Day	Dry	Other Contributing Action
51	1.955	06/15/14	Sun	0206	Rear-End	0	0	1	Night	Dry	Careless or Negligent Manner
52	1.955	11/09/14	Sun	1607	Angle	0	1	0	Day	Wet	#N/A
53	1.964	12/05/14	Fri	1017	Rear-End	0	1	0	Day	Dry	Followed too Closely
54	1.999	06/12/14	Thu	1314	Sideswipe	0	0	1	Day	Dry	Failed To Keep In Proper Lane
55	2.001	05/17/14	Sat	1610	Sideswipe	0	0	1	Day	Dry	Other Contributing Action
56	2.002	01/13/14	Mon	1103	Tree (Standing)	0	1	0	Day	Dry	Careless or Negligent Manner
57	2.004	01/23/14	Thu	1935	Rear-End	0	0	1	Night	Dry	#N/A
58	2.010	03/31/14	Mon	0823	Sideswipe	0	0	1	Day	Dry	Other Contributing Action
59	2.010	04/03/14	Thu	1249	Angle	0	0	1	Day	Dry	Other Contributing Action
60	2.014	04/10/14	Thu	2115	Rear-End	0	0	1	Night	Dry	Careless or Negligent Manner
61	2.018	07/11/14	Fri	1857	Rear-End	0	1	0	Day	Dry	#N/A
62	2.074	10/23/14	Thu	0904	Rear-End	0	1	0	Day	Wet	Followed too Closely
63	2.081	12/22/14	Mon	1436	Rear-End	0	0	1	Day	Dry	Drove too Fast for Conditions
64	2.083	10/20/14	Mon	1047	Rear-End	0	1	0	Day	Dry	No Contributing Action
65	2.099	01/04/14	Sat	2230	Rear-End	0	1	0	Night	Dry	Followed too Closely

**State of Florida Department of Transportation  
CRASH SUMMARY**

SECTION: <b>86012000</b>																	
ROADWAY LIMITS: <b>NA</b>										M.P. <b>1.377</b>		TO <b>2.152</b>		STATE ROUTE: <b>869</b>		ENGINEER: <b>AECOM</b>	
STUDY PERIOD: FROM <b>1/ 2014</b> TO <b>12/ 2014</b> COUNTY: <b>Broward</b>																	
No.	MILE POST	DATE	DAY	TIME	CRASH TYPE				FATAL	INJURIES	PROP DAM	DAY / NIGHT	WET / DRY	CONTRIBUTING CAUSE (VEHICLE ONLY)			
66	2.118	01/21/14	Tue	2225	Head-On				0	2	0	Night	Dry	Other Contributing Action			
67	2.118	11/11/14	Tue	1002	Rear-End				0	4	0	Day	Dry	Other Contributing Action			
68	2.120	01/10/14	Fri	1357	Rear-End				0	0	1	Day	Dry	#N/A			
69	2.152	08/11/14	Mon	1305	Angle				0	0	1	Day	Dry	Other Contributing Action			
70	2.152	10/31/14	Fri	1720	Angle				0	0	1	Day	Dry	Failed to Yield Right-Of-Way			
71	2.152	11/26/14	Wed	1715	Angle				0	0	1	Night	Dry	Improper Turn			
72	2.152	12/17/14	Wed	0850	Angle				0	2	0	Day	Dry	No Contributing Action			
<b>Total No.</b>	<b>Fatal</b>	<b>Injury</b>	<b>PDO</b>	<b>Rear-End</b>	<b>Head-On</b>	<b>Angle</b>	<b>Left-Turn</b>	<b>Right-Turn</b>	<b>Sideswipe</b>	<b>Backed Into</b>	<b>Ped/Bike</b>	<b>Parked Car</b>	<b>Fixed Object</b>	<b>Ran into Water</b>	<b>Other</b>		
<b>72</b>	<b>0</b>	<b>24</b>	<b>48</b>	<b>36</b>	<b>2</b>	<b>16</b>	<b>0</b>	<b>0</b>	<b>12</b>	<b>0</b>	<b>0</b>	<b>0</b>	<b>4</b>	<b>0</b>	<b>2</b>		
<b>Percent</b>	<b>0.00%</b>	<b>33.33%</b>	<b>66.67%</b>	<b>50.00%</b>	<b>2.78%</b>	<b>22.22%</b>	<b>0.00%</b>	<b>0.00%</b>	<b>16.67%</b>	<b>0.00%</b>	<b>0.00%</b>	<b>0.00%</b>	<b>5.56%</b>	<b>0.00%</b>	<b>2.78%</b>		
<b>Contrib. Cause</b>	<b>Day</b>	<b>Night</b>	<b>Wet</b>	<b>Dry</b>	<b>Careless Driving</b>	<b>FTYRW</b>	<b>Improper Turn</b>	<b>Ran Red Light</b>	<b>Exceeded Speed</b>	<b>Improper Passing</b>	<b>Disreg Cntl Dev</b>	<b>Erratic/Aggress</b>	<b>Ran off Road</b>	<b>DUI</b>	<b>Wrong Way</b>		
<b>Total</b>	<b>53</b>	<b>19</b>	<b>10</b>	<b>62</b>	<b>9</b>	<b>4</b>	<b>3</b>	<b>4</b>	<b>3</b>	<b>2</b>	<b>0</b>	<b>0</b>	<b>0</b>	<b>4</b>	<b>0</b>		
<b>Percent</b>	<b>73.61%</b>	<b>26.39%</b>	<b>13.89%</b>	<b>86.11%</b>	<b>12.50%</b>	<b>5.56%</b>	<b>4.17%</b>	<b>5.56%</b>	<b>4.17%</b>	<b>2.78%</b>	<b>0.00%</b>	<b>0.00%</b>	<b>0.00%</b>	<b>5.56%</b>	<b>0.00%</b>		



**State of Florida Department of Transportation  
CRASH SUMMARY**

SECTION: **86012000** STATE ROUTE: **869**  
ROADWAY LIMITS: **NA** M.P. **1.377** TO **2.152** ENGINEER: **AECOM**  
STUDY PERIOD: **FROM 1/ 2015 TO 12/ 2015** COUNTY: **Broward**

No.	MILE POST	DATE	DAY	TIME	CRASH TYPE	FATAL	INJURIES	PROP DAM	DAY / NIGHT	WET / DRY	CONTRIBUTING CAUSE (VEHICLE ONLY)
1	1.380	05/22/15	Fri	1135	Pedestrian	0	1	0	Day	Dry	Other Contributing Action
2	1.389	12/11/15	Fri	2053	Sideswipe	0	0	1	Night	Dry	Careless or Negligent Manner
3	1.408	04/20/15	Mon	1127	Rear-End	0	1	0	Day	Dry	Followed too Closely
4	1.417	08/20/15	Thu	0830	Rear-End	0	0	1	Day	Dry	Other Contributing Action
5	1.418	02/17/15	Tue	1829	Rear-End	0	1	0	Night	Dry	Followed too Closely
6	1.419	05/08/15	Fri	1821	Rear-End	0	0	1	Day	Dry	Other Contributing Action
7	1.426	11/03/15	Tue	1845	Rear-End	0	0	1	Night	Dry	Followed too Closely
8	1.427	01/08/15	Thu	0856	Not Coded	0	1	0	Day	Dry	#N/A
9	1.427	03/23/15	Mon	1501	Angle	0	0	1	Day	Dry	Ran Red Light
10	1.427	04/06/15	Mon	1115	Rear-End	0	1	0	Day	Dry	Failed to Yield Right-Of-Way
11	1.427	04/26/15	Sun	1602	Rear-End	0	0	1	Day	Dry	Other Contributing Action
12	1.427	06/03/15	Wed	0843	Rear-End	0	1	0	Day	Dry	Failed to Yield Right-Of-Way
13	1.427	06/07/15	Sun	1243	Rear-End	0	0	1	Day	Dry	#N/A
14	1.427	06/15/15	Mon	0948	Rear-End	0	0	1	Day	Dry	#N/A
15	1.427	07/21/15	Tue	0805	Rear-End	0	3	0	Day	Dry	Careless or Negligent Manner
16	1.427	08/07/15	Fri	1924	Rear-End	0	0	1	Day	Dry	Followed too Closely
17	1.427	09/20/15	Sun	1324	Not Coded	0	2	0	Day	Dry	Ran Red Light
18	1.427	09/24/15	Thu	1145	Rear-End	0	1	0	Day	Dry	Careless or Negligent Manner
19	1.427	09/26/15	Sat	0828	Angle	0	3	0	Day	Dry	Other Contributing Action
20	1.427	11/03/15	Tue	1055	Angle	0	0	1	Day	Dry	Failed to Yield Right-Of-Way
21	1.427	12/28/15	Mon	1653	Angle	0	1	0	Day	Dry	Improper Turn
22	1.428	08/06/15	Thu	1809	Rear-End	0	1	0	Day	Dry	Other Contributing Action
23	1.428	11/05/15	Thu	1445	Rear-End	0	1	0	Day	Dry	Followed too Closely
24	1.429	12/24/15	Thu	0422	Rear-End	0	1	0	Night	Dry	Followed too Closely
25	1.431	09/11/15	Fri	1010	Rear-End	0	1	0	Day	Dry	Followed too Closely
26	1.436	09/17/15	Thu	1550	Rear-End	0	1	0	Day	Wet	Careless or Negligent Manner
27	1.436	12/05/15	Sat	1545	Rear-End	0	1	0	Day	Wet	Swerved Or Avoided
28	1.438	01/28/15	Wed	1902	Rear-End	0	0	1	Night	Dry	Followed too Closely
29	1.441	09/29/15	Tue	1545	Rear-End	0	1	0	Day	Dry	Careless or Negligent Manner
30	1.446	10/28/15	Wed	2110	Rear-End	0	0	1	Night	Wet	Careless or Negligent Manner
31	1.455	11/16/15	Mon	1805	Rear-End	0	2	0	Night	Dry	Followed too Closely
32	1.474	01/15/15	Thu	1849	Rear-End	0	1	0	Night	Wet	Drove too Fast for Conditions
33	1.474	11/23/15	Mon	0812	Sideswipe	0	0	1	Day	Dry	#N/A
34	1.484	11/23/15	Mon	1713	Rear-End	0	0	1	Day	Dry	#N/A
35	1.522	04/20/15	Mon	0847	Rear-End	0	0	1	Day	Dry	Followed too Closely
36	1.671	03/26/15	Thu	0908	Rear-End	0	3	0	Day	Dry	Followed too Closely
37	1.773	11/28/15	Sat	1449	Rear-End	0	3	0	Day	Dry	#N/A
38	1.804	07/23/15	Thu	0915	Rear-End	0	0	1	Day	Dry	Other Contributing Action
39	1.814	04/20/15	Mon	1757	Rear-End	0	0	1	Day	Wet	Careless or Negligent Manner
40	1.819	01/14/15	Wed	1050	Rear-End	0	1	0	Day	Dry	Other Contributing Action
41	1.819	01/24/15	Sat	0227	Rear-End	0	0	1	Night	Dry	Followed too Closely
42	1.823	02/13/15	Fri	1510	Rear-End	0	0	1	Day	Dry	#N/A
43	1.823	02/13/15	Fri	1743	Angle	0	1	0	Day	Dry	Other Contributing Action
44	1.823	04/01/15	Wed	1930	Angle	0	1	0	Day	Dry	Other Contributing Action
45	1.823	04/14/15	Tue	2143	Angle	0	2	0	Night	Dry	Improper Turn
46	1.823	04/17/15	Fri	1724	Rear-End	0	1	0	Day	Dry	No Contributing Action
47	1.823	08/18/15	Tue	0130	Sideswipe	0	0	1	Night	Dry	Failed to Yield Right-Of-Way
48	1.823	10/20/15	Tue	0930	Rear-End	0	3	0	Day	Dry	Careless or Negligent Manner
49	1.823	12/30/15	Wed	1032	Angle	0	0	1	Day	Dry	Drove too Fast for Conditions
50	1.825	09/14/15	Mon	0704	Sideswipe	0	0	1	Night	Dry	Other Contributing Action
51	1.827	01/27/15	Tue	0855	Angle	0	0	1	Day	Dry	Failed To Keep In Proper Lane
52	1.837	10/12/15	Mon	0818	Not Coded	0	2	0	Day	Dry	Ran Red Light
53	1.838	08/11/15	Tue	1803	Not Coded	0	1	0	Day	Wet	Swerved Or Avoided
54	1.842	06/17/15	Wed	0915	Rear-End	0	0	1	Day	Dry	Followed too Closely
55	1.842	09/03/15	Thu	1530	Fell/Jumped from Motor Vehicle	0	1	0	Day	Dry	No Contributing Action
56	1.842	10/08/15	Thu	0825	Rear-End	0	2	0	Day	Dry	Followed too Closely
57	1.851	02/03/15	Tue	1305	Angle	0	0	1	Day	Dry	Other Contributing Action
58	1.851	04/24/15	Fri	1800	Rear-End	0	0	1	Day	Dry	Other Contributing Action
59	1.861	02/13/15	Fri	1130	Rear-End	0	0	1	Day	Dry	#N/A
60	1.880	03/11/15	Wed	1055	Rear-End	0	1	0	Day	Wet	Careless or Negligent Manner
61	1.880	03/11/15	Wed	1150	Rear-End	0	0	1	Day	Dry	Drove too Fast for Conditions
62	1.880	07/31/15	Fri	1946	Rear-End	0	0	1	Night	Wet	#N/A
63	1.900	11/09/15	Mon	1953	Rear-End	0	0	1	Night	Dry	Improper Backing
64	1.916	05/12/15	Tue	1800	Rear-End	0	0	1	Day	Dry	Other Contributing Action
65	1.919	04/27/15	Mon	0947	Rear-End	0	2	0	Day	Dry	Followed too Closely
66	1.920	10/12/15	Mon	1125	Rear-End	0	2	0	Day	Dry	Followed too Closely
67	1.921	10/10/15	Sat	0654	Sideswipe	0	1	0	Night	Dry	Improper Turn
68	1.937	04/18/15	Sat	1520	Rear-End	0	1	0	Day	Dry	Followed too Closely
69	1.955	11/21/15	Sat	2350	Not Coded	0	0	1	Night	Wet	Improper Turn
70	1.958	05/13/15	Wed	1915	Not Coded	0	1	0	Day	Dry	No Contributing Action
71	1.973	11/12/15	Thu	1813	Head-On	0	0	1	Night	Dry	#N/A
72	1.975	09/14/15	Mon	0751	Rear-End	0	0	1	Day	Dry	Followed too Closely
73	2.001	10/16/15	Fri	0143	Head-On	0	1	0	Night	Dry	Failed To Keep In Proper Lane
74	2.008	06/10/15	Wed	1419	Sideswipe	0	0	1	Day	Dry	Other Contributing Action
75	2.008	07/28/15	Tue	0355	Guardrail Face	0	1	0	Night	Dry	Other Contributing Action
76	2.009	07/06/15	Mon	1306	Rear-End	0	0	1	Day	Dry	Followed too Closely
77	2.010	04/09/15	Thu	0258	Not Coded	0	1	0	Night	Dry	#N/A
78	2.010	05/05/15	Tue	1540	Rear-End	0	0	1	Day	Wet	#N/A
79	2.012	06/09/15	Tue	1234	Overturn/Rollover	0	1	0	Day	Dry	Followed too Closely
80	2.027	05/27/15	Wed	1927	Rear-End	0	0	1	Day	Dry	Followed too Closely

**State of Florida Department of Transportation  
CRASH SUMMARY**

SECTION: 86012000 STATE ROUTE: 869  
ROADWAY LIMITS: NA M.P. 1.377 TO 2.152 ENGINEER: AECOM  
STUDY PERIOD: FROM 1/ 2015 TO 12/ 2015 COUNTY: Broward

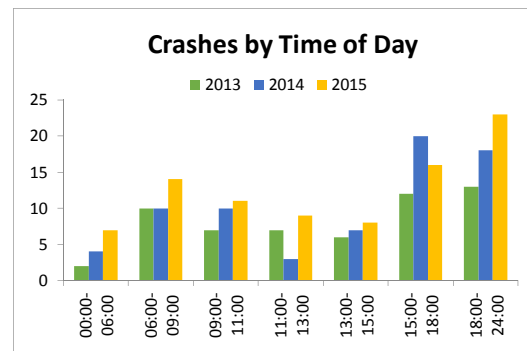
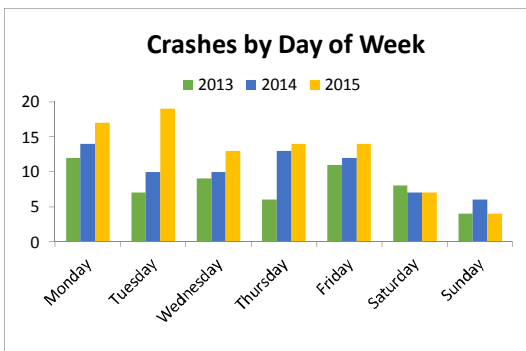
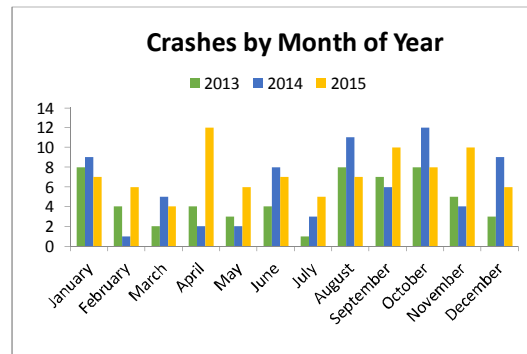
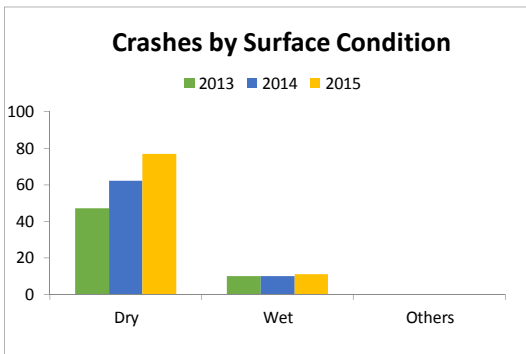
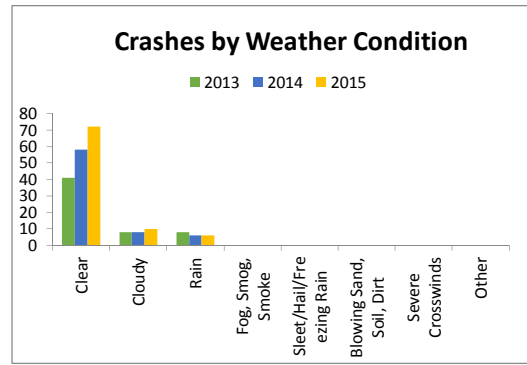
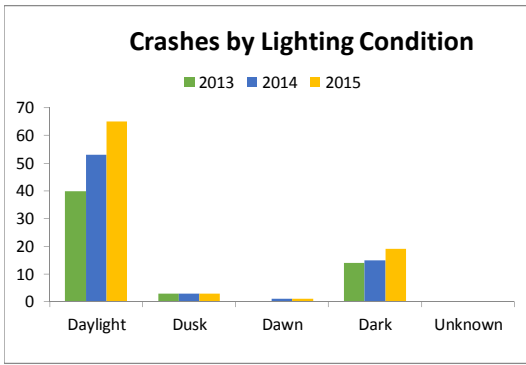
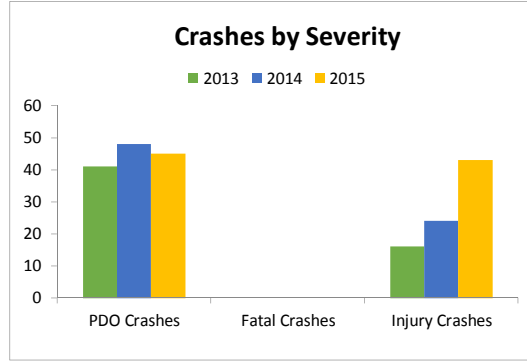
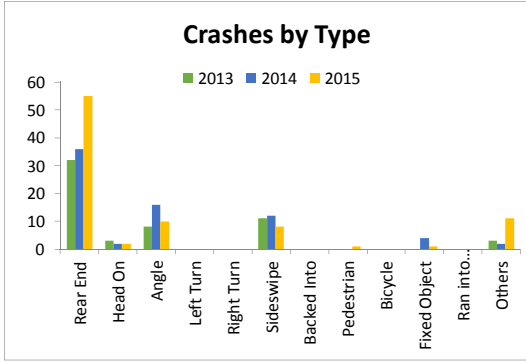
No.	MILE POST	DATE	DAY	TIME	CRASH TYPE			FATAL	INJURIES	PROP DAM	DAY / NIGHT	WET / DRY	CONTRIBUTING CAUSE (VEHICLE ONLY)		
81	2.050	06/09/15	Tue	0858	Sideswipe			0	0	1	Day	Dry	Other Contributing Action		
82	2.061	09/04/15	Fri	1745	Rear-End			0	0	1	Day	Wet	Careless or Negligent Manner		
83	2.091	08/02/15	Sun	0309	Not Coded			0	0	1	Night	Dry	Other Contributing Action		
84	2.110	08/25/15	Tue	1330	Rear-End			0	0	1	Day	Dry	#N/A		
85	2.112	10/14/15	Wed	1950	Rear-End			0	1	0	Night	Dry	Followed too Closely		
86	2.120	12/11/15	Fri	2311	Rear-End			0	0	1	Night	Dry	#N/A		
87	2.141	02/24/15	Tue	1539	Sideswipe			0	0	1	Day	Dry	Failed to Yield Right-Of-Way		
88	2.152	01/13/15	Tue	1337	Not Coded			0	0	1	Day	Dry	Ran Red Light		
<b>Total No.</b>	<b>Fatal</b>	<b>Injury</b>	<b>PDO</b>	<b>Rear-End</b>	<b>Head-On</b>	<b>Angle</b>	<b>Left-Turn</b>	<b>Right-Turn</b>	<b>Sideswipe</b>	<b>Backed Into</b>	<b>Ped/Bike</b>	<b>Parked Car</b>	<b>Fixed Object</b>	<b>Ran into Water</b>	<b>Other</b>
88	0	43	45	55	2	10	0	0	8	0	1	0	1	0	11
Percent	0.00%	48.86%	51.14%	62.50%	2.27%	11.36%	0.00%	0.00%	9.09%	0.00%	1.14%	0.00%	1.14%	0.00%	12.50%
<b>Contrib. Cause</b>	<b>Day</b>	<b>Night</b>	<b>Wet</b>	<b>Dry</b>	<b>Careless Driving</b>	<b>FTYRW</b>	<b>Improper Turn</b>	<b>Ran Red Light</b>	<b>Exceeded Speed</b>	<b>Improper Passing</b>	<b>Disreg Cntl Dev</b>	<b>Erratic/Aggress</b>	<b>Ran off Road</b>	<b>DUI</b>	<b>Wrong Way</b>
<b>Total</b>	<b>65</b>	<b>23</b>	<b>11</b>	<b>77</b>	<b>10</b>	<b>5</b>	<b>4</b>	<b>4</b>	<b>3</b>	<b>0</b>	<b>0</b>	<b>0</b>	<b>0</b>	<b>4</b>	<b>0</b>
Percent	73.86%	26.14%	12.50%	87.50%	11.36%	5.68%	0	4.55%	3.41%	0.00%	0.00%	0.00%	0.00%	4.55%	0.00%





# CRASH HISTOGRAMS

## SW 10th Street (SR 869)



## CRASH STATISTICS

I-95 at SW 10th Street (SR 869)		Criteria	Number of Crashes			5 Year Total Crashes	Mean Crashes Per Year	%	
			Year						
			2013	2014	2015				
CRASH TYPE	Rear End	41	81	101	87	269	90	53.6%	
	Head On	42	1	0	1	2	1	0.4%	
	Angle	43	5	7	11	23	8	4.6%	
	Left Turn	44	0	0	0	0	0	0.0%	
	Right Turn	45	0	0	0	0	0	0.0%	
	Sideswipe	46	23	28	28	79	26	15.7%	
	Backed Into	47	0	0	0	0	0	0.0%	
	Pedestrian	10	0	1	0	1	0	0.2%	
	Bicycle	11	1	0	0	1	0	0.2%	
	<b>Fixed Object</b>	<b>19</b>	<b>39</b>	<b>21</b>	<b>27</b>	<b>26</b>	<b>74</b>	<b>25</b>	<b>14.7%</b>
	Impact Attenuator/Crash Cushion	19		0	0	1	1	0	0.2%
	Bridge Overhead Structure	20		0	0	0	0	0	0.0%
	Bridge Pier or Support	21		0	2	0	2	1	0.4%
	Bridge Rail	22		0	0	0	0	0	0.0%
	Culvert	23		0	0	0	0	0	0.0%
	Curb	24		0	0	0	0	0	0.0%
	Ditch	25		1	1	0	2	1	0.4%
	Embankment	26		0	0	0	0	0	0.0%
	Guardrail Face	27		2	0	2	4	1	0.8%
	Guardrail End	28		0	0	0	0	0	0.0%
	Cable Barrier	29		1	0	0	1	0	0.2%
	Concrete Traffic Barrier	30		11	11	21	43	14	8.6%
	Other Traffic Barrier	31		0	0	0	0	0	0.0%
	Tree (Standing)	32		0	7	1	8	3	1.6%
	Utility Pole/Light Support	33		2	3	1	6	2	1.2%
	Traffic Sign Support	34		1	1	0	2	1	0.4%
	Traffic Signal Support	35		0	0	0	0	0	0.0%
	Other Post, Pole Or Support	36		1	0	0	1	0	0.2%
	Fence	37		0	1	0	1	0	0.2%
	Mailbox	38		0	0	0	0	0	0.0%
	Other Fixed Object	39		2	1	0	3	1	0.6%
	<b>Other Non Fixed Object Collisions</b>	<b>12</b>	<b>18</b>	<b>1</b>	<b>6</b>	<b>1</b>	<b>8</b>	<b>3</b>	<b>1.6%</b>
	Railway Vehicle (Train, Engine)	12		0	0	0	0	0	0.0%
	Animal	13		0	0	0	0	0	0.0%
	Motor Vehicle in Transport	14		0	0	0	0	0	0.0%
	Parked Motor Vehicle	15		0	0	0	0	0	0.0%
	Work Zone/Maintenance Equip.	16		0	0	0	0	0	0.0%
	Struck by Falling/Shifting Cargo	17		1	2	0	3	1	0.6%
	Other Non-Fixed Object	18		0	4	1	5	2	1.0%
	<b>Non-Collisions</b>	<b>1</b>	<b>9</b>	<b>15</b>	<b>17</b>	<b>13</b>	<b>45</b>	<b>15</b>	<b>9.0%</b>
	Overturn/Rollover	1		1	5	0	6	2	1.2%
	Fire/Explosion	2		0	0	0	0	0	0.0%
	Immersion	3		0	0	0	0	0	0.0%
	Jackknife	4		0	0	0	0	0	0.0%
	Cargo/Equipment Loss or Shift	5		1	0	1	2	1	0.4%
	Fell/Jumped from Motor Vehicle	6		0	0	0	0	0	0.0%
	Thrown or Falling Object	7		0	0	0	0	0	0.0%
Ran into Water/Canal	8		0	0	0	0	0	0.0%	
Other Non-Collision	9		3	3	2	8	3	1.6%	
<b>Others</b>			<b>10</b>	<b>9</b>	<b>10</b>	<b>29</b>	<b>10</b>	<b>5.8%</b>	
<b>Total Crashes</b>			<b>148</b>	<b>187</b>	<b>167</b>	<b>502</b>	<b>167</b>	<b>100.0%</b>	
SEVERITY	PDO Crashes		86	120	111	317	106	63.1%	
	Fatal Crashes	0	1	0	0	1	0	0.2%	
	Injury Crashes	0	61	67	56	184	61	36.7%	
LIGHTING CONDITIONS	Daylight	1	99	117	108	324	108	64.5%	
	Dusk	2	1	9	4	14	5	2.8%	
	Dawn	3	1	8	1	10	3	2.0%	
	Dark	4	6	46	53	153	51	30.5%	
	Unknown			1	0	0	1	0	0.2%



## CRASH STATISTICS

I-95 at SW 10th Street (SR 869)		Criteria	Number of Crashes			5 Year Total Crashes	Mean Crashes Per Year	%	
			Year						
			2013	2014	2015				
SURFACE CONDITIONS	Dry	1		108	131	126	365	122	72.7%
	Wet	2		39	56	41	136	45	27.1%
	Others			1	0	0	1	0	0.2%
MONTH OF YEAR	January	1		15	20	11	46	15	9.2%
	February	2		11	18	11	40	13	8.0%
	March	3		8	18	10	36	12	7.2%
	April	4		18	17	12	47	16	9.4%
	May	5		6	11	10	27	9	5.4%
	June	6		15	13	15	43	14	8.6%
	July	7		11	22	15	48	16	9.6%
	August	8		11	8	18	37	12	7.4%
	September	9		15	11	13	39	13	7.8%
	October	10		15	13	15	43	14	8.6%
	November	11		14	17	17	48	16	9.6%
	December	12		9	19	20	48	16	9.6%
DAY OF WEEK	Monday	1		25	22	24	71	24	14.1%
	Tuesday	2		23	24	18	65	22	12.9%
	Wednesday	3		28	42	24	94	31	18.7%
	Thursday	4		25	26	20	71	24	14.1%
	Friday	5		19	32	35	86	29	17.1%
	Saturday	6		20	26	25	71	24	14.1%
	Sunday	7		8	15	21	44	15	8.8%
HOUR OF DAY	00:00-06:00	0	600	9	24	24	57	19	11.4%
	06:00-09:00	600	900	33	40	27	100	33	19.9%
	09:00-11:00	900	1100	19	17	12	48	16	9.6%
	11:00-13:00	1100	1300	11	8	16	35	12	7.0%
	13:00-15:00	1300	1500	4	11	21	36	12	7.2%
	15:00-18:00	1500	1800	31	37	29	97	32	19.3%
	18:00-24:00	1800	2400	41	50	38	129	43	25.7%
CONTRIBUTING CAUSES (VEHICLE ONLY)	No Contributing Action	1		23	26	20	69	23	13.7%
	Careless or Negligent Manner	2		58	81	87	226	75	45.0%
	Failed to Yield Right-Of-Way	3		1	1	2	4	1	0.8%
	Improper Backing	4		0	0	0	0	0	0.0%
	Improper Turn	6		0	1	0	1	0	0.2%
	Followed too Closely	10		1	4	1	6	2	1.2%
	Ran Red Light	11		0	0	5	5	2	1.0%
	Drove too Fast for Conditions	12		8	4	4	16	5	3.2%
	Ran Stop Sign	13		0	0	0	0	0	0.0%
	Improper Passing	15		1	2	0	3	1	0.6%
	Exceed Posted Speed	17		0	0	0	0	0	0.0%
	Wrong Side or Wrong Way	21		0	0	0	0	0	0.0%
	Failed To Keep In Proper Lane	25		0	3	3	6	2	1.2%
	Ran Off Roadway	26		0	3	0	3	1	0.6%
	Disregarded Other Traffic Sign	27		0	0	1	1	0	0.2%
	Disregarded other Road Markings	28		0	0	0	0	0	0.0%
	Over-Correcting/Over-Steering	29		2	3	2	7	2	1.4%
	Swerved Or Avoided	30		0	1	0	1	0	0.2%
Erratic, Reckless or Aggressive	31		0	0	1	1	0	0.2%	
Other Contributing Action			54	58	41	153	51	30.5%	
WEATHER CONDITIONS	Clear	1		90	106	115	311	104	62.0%
	Cloudy	2		39	52	33	124	41	24.7%
	Rain	3		18	29	19	66	22	13.1%
	Fog, Smog, Smoke	4		0	0	0	0	0	0.0%
	Sleet/Hail/Freezing Rain	5		0	0	0	0	0	0.0%
	Blowing Sand, Soil, Dirt	6		0	0	0	0	0	0.0%
	Severe Crosswinds	7		0	0	0	0	0	0.0%
	Other			1	0	0	1	0	0.2%

**State of Florida Department of Transportation  
CRASH SUMMARY**

SECTION: 8607000 STATE ROUTE: 9  
 ROADWAY LIMITS: NA M.P. 22.623 TO 24.150 ENGINEER: AECOM  
 STUDY PERIOD: FROM 1/ 2013 TO 12/ 2013 COUNTY: Broward

No.	MILE POST	DATE	DAY	TIME	CRASH TYPE	FATAL	INJURIES	PROP DAM	DAY / NIGHT	WET / DRY	CONTRIBUTING CAUSE (VEHICLE ONLY)
1	22.665	08/26/13	Mon	0948	Rear-End	0	0	1	Day	Dry	Other Contributing Action
2	22.665	02/25/13	Mon	1852	Rear-End	0	0	1	Night	Dry	No Contributing Action
3	22.665	06/23/13	Sun	1617	Sideswipe	0	0	1	Day	Dry	#N/A
4	22.665	10/29/13	Tue	1055	Guardrail Face	0	1	0	Day	Dry	No Contributing Action
5	22.665	09/17/13	Tue	0913	Rear-End	0	0	1	Day	Wet	Careless or Negligent Manner
6	22.665	11/15/13	Fri	1915	Other Non-Collision	0	0	1	Night	Wet	No Contributing Action
7	22.665	12/14/13	Sat	2344	Concrete Traffic Barrier	0	0	1	Night	Dry	No Contributing Action
8	22.665	12/20/13	Fri	1755	Rear-End	0	0	1	Night	Dry	Careless or Negligent Manner
9	22.723	07/17/13	Wed	0624	Rear-End	0	1	0	Day	Wet	Drove too Fast for Conditions
10	22.881	06/29/13	Sat	0632	Sideswipe	0	0	1	Night	Wet	#N/A
11	23.165	01/08/13	Tue	0751	Rear-End	0	0	1	Day	Dry	Careless or Negligent Manner
12	23.165	01/19/13	Sat	1524	Concrete Traffic Barrier	0	0	1	Day	Wet	No Contributing Action
13	23.165	07/11/13	Thu	2350	Rear-End	0	1	0	Night	Dry	#N/A
14	23.165	02/05/13	Tue	0800	Rear-End	0	0	1	Day	Dry	No Contributing Action
15	23.165	11/25/13	Mon	0817	Rear-End	0	0	1	Day	Dry	Careless or Negligent Manner
16	23.165	04/01/13	Mon	2130	Other Non-Collision	1	0	0	Night	Dry	#N/A
17	23.165	08/26/13	Mon	1728	Rear-End	0	0	1	Day	Dry	Careless or Negligent Manner
18	23.165	09/13/13	Fri	1655	Rear-End	0	0	1	Day	Dry	Careless or Negligent Manner
19	23.165	10/07/13	Mon	1940	Sideswipe	0	1	0	Night	Wet	Careless or Negligent Manner
20	23.165	11/25/13	Mon	1508	Sideswipe	0	0	1	Day	Dry	Other Contributing Action
21	23.165	10/12/13	Sat	1450	Rear-End	0	0	1	Day	Dry	No Contributing Action
22	23.165	10/31/13	Thu	1038	Not Coded	0	1	0	Day	Dry	#N/A
23	23.183	07/08/13	Mon	1835	Sideswipe	0	1	0	Day	Dry	Careless or Negligent Manner
24	23.192	09/10/13	Tue	0627	Rear-End	0	0	1	Night	Dry	Improper Passing
25	23.192	12/09/13	Mon	0751	Rear-End	0	0	1	Day	Dry	Other Contributing Action
26	23.229	03/11/13	Mon	0748	Rear-End	0	0	1	Day	Dry	Other Contributing Action
27	23.265	10/23/13	Wed	0932	Rear-End	0	1	0	Day	Dry	Drove too Fast for Conditions
28	23.286	09/26/13	Thu	0807	Rear-End	0	0	1	Day	Dry	Other Contributing Action
29	23.286	12/04/13	Wed	0749	Rear-End	0	0	1	Day	Dry	Other Contributing Action
30	23.286	12/17/13	Tue	1153	Angle	0	1	0	Day	Dry	Careless or Negligent Manner
31	23.365	06/06/13	Thu	0854	Rear-End	0	0	1	Day	Wet	Drove too Fast for Conditions
32	23.365	01/17/13	Thu	2342	Rear-End	0	1	0	Night	Dry	No Contributing Action
33	23.365	01/23/13	Wed	2250	Sideswipe	0	0	1	Night	Dry	Careless or Negligent Manner
34	23.365	04/06/13	Sat	1509	Not Coded	0	0	1	Day	Dry	Careless or Negligent Manner
35	23.381	09/10/13	Tue	0747	Rear-End	0	0	1	Day	Wet	Other Contributing Action
36	23.381	10/26/13	Sat	1200	Other Fixed Object	0	0	1	Day	Dry	No Contributing Action
37	23.415	02/04/13	Mon	0600	Sideswipe	0	0	1	Day	Dry	Failed to Yield Right-Of-Way
38	23.415	04/05/13	Fri	0151	Not Coded	0	0	1	Night	Wet	#N/A
39	23.415	01/19/13	Sat	1259	Concrete Traffic Barrier	0	1	0	Day	Wet	Other Contributing Action
40	23.415	07/11/13	Thu	2313	Rear-End	0	3	0	Night	Dry	No Contributing Action
41	23.415	05/14/13	Tue	0748	Sideswipe	0	0	1	Day	Dry	Other Contributing Action
42	23.415	06/01/13	Sat	2221	Concrete Traffic Barrier	0	1	0	Night	Wet	No Contributing Action
43	23.415	08/01/13	Thu	0930	Rear-End	0	1	0	Day	Dry	Careless or Negligent Manner
44	23.415	10/01/13	Tue	1026	Rear-End	0	0	1	Day	Dry	Not Coded
45	23.415	10/16/13	Wed	2050	Cable Barrier	0	3	0	Night	Dry	Other Contributing Action
46	23.415	10/28/13	Mon	1730	Rear-End	0	1	0	Day	Dry	Careless or Negligent Manner
47	23.415	11/08/13	Fri	1628	Overturn/Rollover	0	1	0	Day	Wet	Careless or Negligent Manner
48	23.415	11/21/13	Thu	1833	Rear-End	0	0	1	Night	Wet	No Contributing Action
49	23.415	11/28/13	Thu	1656	Not Coded	0	1	0	Day	Dry	No Contributing Action
50	23.415	12/11/13	Wed	2115	Rear-End	0	0	1	Night	Dry	#N/A
51	23.438	10/10/13	Thu	0828	Rear-End	0	0	1	Day	Dry	Other Contributing Action
52	23.457	03/27/13	Wed	0900	Concrete Traffic Barrier	0	1	0	Day	Dry	Over-Correcting/Over-Steering
53	23.457	10/10/13	Thu	0741	Rear-End	0	0	1	Day	Dry	Other Contributing Action
54	23.465	06/16/13	Sun	1841	Concrete Traffic Barrier	0	2	0	Day	Dry	No Contributing Action
55	23.476	02/05/13	Tue	0110	Rear-End	0	0	1	Night	Dry	Careless or Negligent Manner
56	23.476	03/11/13	Mon	1615	Rear-End	0	1	0	Day	Dry	Careless or Negligent Manner
57	23.476	04/23/13	Tue	0834	Rear-End	0	1	0	Day	Dry	Other Contributing Action
58	23.476	06/02/13	Sun	1450	Rear-End	0	2	0	Day	Wet	Careless or Negligent Manner
59	23.476	10/10/13	Thu	0844	Rear-End	0	0	1	Day	Dry	Other Contributing Action
60	23.495	04/23/13	Tue	0910	Rear-End	0	0	1	Day	Dry	#N/A
61	23.513	10/30/13	Wed	0800	Rear-End	0	2	0	Day	Dry	Careless or Negligent Manner
62	23.513	08/24/13	Sat	0232	Sideswipe	0	0	1	Night	Dry	#N/A
63	23.532	09/08/13	Sun	0308	Rear-End	0	1	0	Night	Dry	Careless or Negligent Manner
64	23.551	04/04/13	Thu	1135	Struck by Falling/Shifting Cargo	0	1	0	Day	Dry	Other Contributing Action
65	23.570	01/10/13	Thu	1245	Rear-End	0	0	1	Day	Dry	Careless or Negligent Manner
66	23.570	01/09/13	Wed	0146	Concrete Traffic Barrier	0	1	0	Night	Wet	Careless or Negligent Manner
67	23.608	07/10/13	Wed	0940	Concrete Traffic Barrier	0	0	1	Day	Wet	Over-Correcting/Over-Steering
68	23.619	09/04/13	Wed	1028	Rear-End	0	0	1	Day	Wet	Drove too Fast for Conditions
69	23.627	02/19/13	Tue	2045	Sideswipe	0	0	1	Night	Dry	#N/A
70	23.636	04/13/13	Sat	1235	Not Coded	0	0	1	Day	Wet	Drove too Fast for Conditions
71	23.637	04/10/13	Wed	0840	Rear-End	0	0	1	Day	Dry	Other Contributing Action
72	23.646	04/13/13	Sat	2220	Rear-End	0	3	0	Night	Dry	Careless or Negligent Manner
73	23.656	03/15/13	Fri	1505	Angle	0	2	0	Day	Dry	Careless or Negligent Manner
74	23.656	09/02/13	Mon	1520	Not Coded	0	1	0	Day	Wet	Other Contributing Action
75	23.711	04/10/13	Wed	0737	Rear-End	0	0	1	Day	Dry	Other Contributing Action
76	23.721	04/10/13	Wed	0946	Rear-End	0	1	0	Day	Dry	Other Contributing Action
77	23.721	05/22/13	Wed	0742	Rear-End	0	0	1	Day	Wet	Other Contributing Action



**State of Florida Department of Transportation  
CRASH SUMMARY**

SECTION: **8607000** STATE ROUTE: **9**  
 ROADWAY LIMITS: **NA** M.P. **22.623** TO **24.150** ENGINEER: **AECOM**  
 STUDY PERIOD: **FROM 1/ 2013 TO 12/ 2013** COUNTY: **Broward**

No.	MILE POST	DATE	DAY	TIME	CRASH TYPE	FATAL	INJURIES	PROP DAM	DAY / NIGHT	WET / DRY	CONTRIBUTING CAUSE (VEHICLE ONLY)
78	23.740	02/27/13	Wed	1057	Rear-End	0	3	0	Day	Dry	Careless or Negligent Manner
79	23.740	08/15/13	Thu	1016	Not Coded	0	1	0	Day	Wet	#N/A
80	23.740	08/12/13	Mon	0825	Rear-End	0	3	0	Day	Dry	Careless or Negligent Manner
81	23.740	10/28/13	Mon	0950	Rear-End	0	1	0	Day	Dry	No Contributing Action
82	23.778	08/15/13	Thu	0857	Rear-End	0	0	1	Day	Wet	Drove too Fast for Conditions
83	23.778	04/21/13	Sun	0800	Angle	0	4	0	Day	Wet	Other Contributing Action
84	23.778	06/04/13	Tue	1722	Rear-End	0	1	0	Day	Dry	Careless or Negligent Manner
85	23.778	10/17/13	Thu	1943	Rear-End	0	0	1	Night	Dry	Other Contributing Action
86	23.778	11/23/13	Sat	1900	Sideswipe	0	0	1	Night	Dry	Careless or Negligent Manner
87	23.783	05/01/13	Wed	1749	Rear-End	0	2	0	Day	Wet	Careless or Negligent Manner
88	23.783	07/16/13	Tue	1644	Rear-End	0	0	1	Day	Dry	Careless or Negligent Manner
89	23.783	09/09/13	Mon	1720	Sideswipe	0	0	1	Day	Dry	No Contributing Action
90	23.835	09/24/13	Tue	0936	Rear-End	0	0	1	Day	Dry	Other Contributing Action
91	23.852	03/20/13	Wed	0115	Sideswipe	0	4	0	Night	Dry	Other Contributing Action
92	23.872	02/12/13	Tue	0830	Rear-End	0	0	1	Day	Dry	Careless or Negligent Manner
93	23.872	05/17/13	Fri	0840	Rear-End	0	0	1	Day	Dry	Careless or Negligent Manner
94	23.883	06/07/13	Fri	2050	Rear-End	0	0	1	Night	Wet	#N/A
95	23.883	01/26/13	Sat	2215	Sideswipe	0	0	1	Night	Dry	No Contributing Action
96	23.883	04/05/13	Fri	1722	Rear-End	0	3	0	Day	Wet	Careless or Negligent Manner
97	23.883	05/22/13	Wed	1737	Rear-End	0	3	0	Day	Wet	Careless or Negligent Manner
98	23.933	03/12/13	Tue	0746	Rear-End	0	1	0	Day	Dry	Followed too Closely
99	23.933	01/02/13	Wed	1847	Rear-End	0	0	1	Night	Dry	Careless or Negligent Manner
100	23.933	01/10/13	Thu	1230	Sideswipe	0	2	0	Day	Dry	Other Contributing Action
101	23.933	04/01/13	Mon	2305	Sideswipe	0	0	1	Night	Dry	Careless or Negligent Manner
102	23.933	02/04/13	Mon	1641	Rear-End	0	0	1	Day	Dry	No Contributing Action
103	23.933	04/29/13	Mon	1745	Rear-End	0	1	0	Day	Dry	Careless or Negligent Manner
104	23.933	06/28/13	Fri	2027	Not Coded	0	0	1	Day	Dry	Careless or Negligent Manner
105	23.933	08/13/13	Tue	2327	Rear-End	0	0	1	Night	Dry	Careless or Negligent Manner
106	23.933	07/11/13	Thu	1640	Rear-End	0	0	1	Day	Dry	Careless or Negligent Manner
107	23.933	07/17/13	Wed	1747	Rear-End	0	1	0	Day	Dry	Careless or Negligent Manner
108	23.933	07/17/13	Wed	1745	Rear-End	0	0	1	Day	Dry	Careless or Negligent Manner
109	23.933	07/29/13	Mon	0802	Rear-End	0	1	0	Day	Dry	Careless or Negligent Manner
110	23.933	09/15/13	Sun	1739	Concrete Traffic Barrier	0	0	1	Day	Wet	No Contributing Action
111	23.933	09/20/13	Fri	1435	Rear-End	0	1	0	Day	Dry	Careless or Negligent Manner
112	23.933	11/05/13	Tue	1521	Sideswipe	0	0	1	Day	Dry	No Contributing Action
113	23.933	11/12/13	Tue	1803	Sideswipe	0	0	1	Night	Dry	Careless or Negligent Manner
114	23.933	11/07/13	Thu	1955	Rear-End	0	3	0	Night	Dry	Careless or Negligent Manner
115	23.933	11/10/13	Sun	1805	Rear-End	0	2	0	Night	Dry	Other Contributing Action
116	23.933	12/06/13	Fri	2315	Concrete Traffic Barrier	0	1	0	Night	Dry	Careless or Negligent Manner
117	23.967	03/26/13	Tue	2202	Cargo/Equipment Loss or Shift	0	0	1	Night	Dry	Other Contributing Action
118	23.983	01/07/13	Mon	1929	Not Coded	0	0	1	Night	Dry	Other Contributing Action
119	23.983	01/09/13	Wed	1942	Rear-End	0	3	0	Night	Dry	#N/A
120	23.983	04/12/13	Fri	1707	Not Coded	0	2	0	Day	Wet	Careless or Negligent Manner
121	23.983	04/05/13	Fri	1146	Sideswipe	0	0	1	Day	Wet	No Contributing Action
122	24.119	06/24/13	Mon	2148	Angle	0	0	1	Night	Wet	Careless or Negligent Manner
123	24.119	03/09/13	Sat	2253	Sideswipe	0	0	1	Night	Dry	#N/A
124	24.119	11/08/13	Fri	1840	Sideswipe	0	0	1	Night	Wet	No Contributing Action
125	24.119	11/04/13	Mon	1459	Sideswipe	0	1	0	Day	Wet	Careless or Negligent Manner
126	24.119	11/07/13	Thu	0802	Rear-End	0	1	0	Day	Dry	Drove too Fast for Conditions
127	0.014	06/06/13	Thu	1920	Ditch	0	1	0	Day	Wet	Careless or Negligent Manner
128	0.075	01/22/13	Tue	0816	Other Non-Collision	0	0	1	Unknown	Other	#N/A
129	0.169	06/07/13	Fri	1143	Utility Pole/Light Support	0	0	1	Day	Wet	Drove too Fast for Conditions
130	0.188	12/12/13	Thu	0730	Other Fixed Object	0	1	0	Day	Dry	Other Contributing Action
131	0.226	06/08/13	Sat	0420	Angle	0	0	1	Night	Dry	Other Contributing Action
132	0.245	01/05/13	Sat	1143	Traffic Sign Support	0	0	1	Day	Dry	#N/A
133	0.245	09/15/13	Sun	0230	Utility Pole/Light Support	0	0	1	Night	Dry	#N/A
134	0.255	06/29/13	Sat	0910	Other Post, Pole Or Support	0	0	1	Day	Wet	Other Contributing Action
135	0.005	02/07/13	Thu	1055	Rear-End	0	0	1	Day	Dry	Careless or Negligent Manner
136	0.034	02/20/13	Wed	1012	Rear-End	0	0	1	Day	Dry	Careless or Negligent Manner
137	0.043	07/19/13	Fri	0803	Concrete Traffic Barrier	0	0	1	Day	Wet	Careless or Negligent Manner
138	0.101	08/15/13	Thu	1536	Rear-End	0	0	1	Day	Dry	Careless or Negligent Manner
139	0.102	08/09/13	Fri	2001	Rear-End	0	0	1	Night	Dry	Careless or Negligent Manner
140	0.091	09/18/13	Wed	1907	Rear-End	0	0	1	Night	Dry	#N/A
141	0.162	08/24/13	Sat	2235	Rear-End	0	1	0	Night	Wet	Careless or Negligent Manner
142	0.175	05/18/13	Sat	1734	Rear-End	0	1	0	Day	Dry	Careless or Negligent Manner
143	0.179	06/21/13	Fri	1110	Sideswipe	0	0	1	Day	Dry	Other Contributing Action
144	0.181	12/28/13	Sat	1848	Rear-End	0	1	0	Night	Dry	#N/A
145	0.181	02/27/13	Wed	0415	Pedalcycle	0	1	0	Night	Dry	Other Contributing Action
146	0.009	04/01/13	Mon	1720	Guardrail Face	0	2	0	Day	Wet	No Contributing Action
147	0.039	01/30/13	Wed	1740	Rear-End	0	1	0	Day	Dry	Careless or Negligent Manner
148	0.047	09/11/13	Wed	1856	Head-On	0	0	1	Day	Dry	#N/A

Total No.	Fatal	Injury	PDO	Rear-End	Head-On	Angle	Left-Turn	Right-Turn	Sideswipe	Backed Into	Ped/Bike	Parked Car	Fixed Object	Ran into Water	Other
<b>148</b>	<b>1</b>	<b>61</b>	<b>86</b>	<b>81</b>	<b>1</b>	<b>5</b>	<b>0</b>	<b>0</b>	<b>23</b>	<b>0</b>	<b>1</b>	<b>0</b>	<b>21</b>	<b>0</b>	<b>16</b>
<b>Percent</b>	<b>0.68%</b>	<b>41.22%</b>	<b>58.11%</b>	<b>54.73%</b>	<b>0.68%</b>	<b>3.38%</b>	<b>0.00%</b>	<b>0.00%</b>	<b>15.54%</b>	<b>0.00%</b>	<b>0.68%</b>	<b>0.00%</b>	<b>14.19%</b>	<b>0.00%</b>	<b>10.81%</b>
<b>Contrib.</b>					Careless Driving	FTYRW	Improper Turn	Ran Red Light	Exceeded Speed	Improper Passing	Disreg Cntl Dev	Erratic/Aggress	Ran off Road	DUI	Wrong Way
<b>Total</b>	<b>99</b>	<b>48</b>	<b>39</b>	<b>108</b>	<b>58</b>	<b>1</b>	<b>0</b>	<b>0</b>	<b>8</b>	<b>1</b>	<b>0</b>	<b>0</b>	<b>0</b>	<b>2</b>	<b>0</b>
<b>Percent</b>	<b>66.89%</b>	<b>32.43%</b>	<b>26.35%</b>	<b>72.97%</b>	<b>39.19%</b>	<b>0.68%</b>	<b>0.00%</b>	<b>0.00%</b>	<b>5.41%</b>	<b>0.68%</b>	<b>0.00%</b>	<b>0.00%</b>	<b>0.00%</b>	<b>1.35%</b>	<b>0.00%</b>

**State of Florida Department of Transportation  
CRASH SUMMARY**

SECTION: 8607000 STATE ROUTE: 9  
 ROADWAY LIMITS: NA M.P. 22.623 TO 24.150 ENGINEER: AECOM  
 STUDY PERIOD: FROM 1/ 2014 TO 12/ 2014 COUNTY: Broward

No.	MILE POST	DATE	DAY	TIME	CRASH TYPE	FATAL	INJURIES	PROP DAM	DAY / NIGHT	WET / DRY	CONTRIBUTING CAUSE (VEHICLE ONLY)
1	22.631	04/16/14	Wed	0910	Rear-End	0	0	1	Day	Dry	Careless or Negligent Manner
2	22.631	06/21/14	Sat	1954	Bridge Pier or Support	0	2	0	Night	Wet	Drove too Fast for Conditions
3	22.650	05/24/14	Sat	0340	Rear-End	0	0	1	Night	Dry	#N/A
4	22.665	01/01/14	Wed	0028	Rear-End	0	0	1	Night	Dry	Careless or Negligent Manner
5	22.665	04/14/14	Mon	1518	Struck by Falling/Shifting Cargo	0	0	1	Day	Dry	No Contributing Action
6	22.665	04/15/14	Tue	1616	Rear-End	0	0	1	Day	Dry	Careless or Negligent Manner
7	22.665	04/11/14	Fri	1740	Rear-End	0	0	1	Day	Dry	Careless or Negligent Manner
8	22.665	07/09/14	Wed	1600	Rear-End	0	0	1	Day	Wet	#N/A
9	22.665	09/15/14	Mon	1720	Rear-End	0	0	1	Day	Dry	Careless or Negligent Manner
10	22.665	11/24/14	Mon	1435	Sideswipe	0	2	0	Day	Dry	Careless or Negligent Manner
11	22.665	11/24/14	Mon	1704	Rear-End	0	0	1	Day	Dry	Careless or Negligent Manner
12	22.665	12/15/14	Mon	1422	Concrete Traffic Barrier	0	1	0	Day	Dry	No Contributing Action
13	22.723	03/26/14	Wed	0935	Other Non-Fixed Object	0	0	1	Day	Dry	No Contributing Action
14	22.726	03/28/14	Fri	1528	Angle	0	1	0	Day	Dry	Failed To Keep In Proper Lane
15	22.923	07/29/14	Tue	0729	Rear-End	0	1	0	Day	Dry	Drove too Fast for Conditions
16	23.097	04/02/14	Wed	0856	Rear-End	0	0	1	Day	Dry	Other Contributing Action
17	23.119	12/20/14	Sat	2004	Rear-End	0	0	1	Night	Dry	Careless or Negligent Manner
18	23.123	08/28/14	Thu	1553	Rear-End	0	0	1	Day	Dry	Careless or Negligent Manner
19	23.123	10/19/14	Sun	0210	Sideswipe	0	0	1	Night	Dry	#N/A
20	23.131	01/17/14	Fri	2341	Other Fixed Object	0	0	1	Night	Dry	Careless or Negligent Manner
21	23.165	01/27/14	Mon	2305	Rear-End	0	2	0	Night	Dry	Other Contributing Action
22	23.165	06/08/14	Sun	0345	Tree (Standing)	0	1	0	Night	Wet	Over-Correcting/Over-Steering
23	23.165	05/09/14	Fri	2034	Struck by Falling/Shifting Cargo	0	0	1	Night	Dry	No Contributing Action
24	23.165	04/18/14	Fri	1612	Rear-End	0	0	1	Day	Dry	#N/A
25	23.165	12/17/14	Wed	1250	Not Coded	0	1	0	Day	Dry	Failed to Yield Right-Of-Way
26	23.165	09/10/14	Wed	1614	Sideswipe	0	0	1	Day	Dry	Other Contributing Action
27	23.165	09/27/14	Sat	2239	Rear-End	0	0	1	Night	Wet	#N/A
28	23.165	10/03/14	Fri	2137	Rear-End	0	1	0	Night	Wet	Careless or Negligent Manner
29	23.165	10/21/14	Tue	0957	Rear-End	0	0	1	Day	Dry	Careless or Negligent Manner
30	23.165	10/22/14	Wed	1819	Sideswipe	0	0	1	Day	Wet	#N/A
31	23.192	04/22/14	Tue	1247	Concrete Traffic Barrier	0	0	1	Day	Dry	Over-Correcting/Over-Steering
32	23.192	05/01/14	Thu	0746	Rear-End	0	0	1	Day	Dry	Other Contributing Action
33	23.265	03/01/14	Sat	0428	Tree (Standing)	0	0	1	Night	Dry	Careless or Negligent Manner
34	23.286	01/01/14	Wed	0748	Sideswipe	0	0	1	Day	Wet	Improper Passing
35	23.286	02/02/14	Sun	0053	Rear-End	0	0	1	Night	Dry	Other Contributing Action
36	23.286	03/07/14	Fri	1147	Rear-End	0	2	0	Day	Dry	Other Contributing Action
37	23.286	05/28/14	Wed	0801	Rear-End	0	0	1	Day	Dry	Other Contributing Action
38	23.286	10/07/14	Tue	0900	Rear-End	0	1	0	Day	Dry	#N/A
39	23.365	01/27/14	Mon	2309	Concrete Traffic Barrier	0	1	0	Night	Dry	No Contributing Action
40	23.365	04/23/14	Wed	1706	Rear-End	0	0	1	Day	Dry	No Contributing Action
41	23.381	08/30/14	Sat	0916	Sideswipe	0	1	0	Day	Dry	Other Contributing Action
42	23.381	11/26/14	Wed	1635	Rear-End	0	0	1	Day	Dry	Careless or Negligent Manner
43	23.415	09/18/14	Thu	0903	Other Non-Fixed Object	0	0	1	Day	Dry	No Contributing Action
44	23.415	01/15/14	Wed	0850	Rear-End	0	0	1	Day	Wet	Careless or Negligent Manner
45	23.415	01/15/14	Wed	0755	Rear-End	0	0	1	Day	Wet	Careless or Negligent Manner
46	23.415	01/23/14	Thu	0851	Rear-End	0	0	1	Day	Dry	Careless or Negligent Manner
47	23.415	03/10/14	Mon	1329	Rear-End	0	1	0	Day	Dry	Careless or Negligent Manner
48	23.415	02/10/14	Mon	0821	Rear-End	0	0	1	Day	Dry	Careless or Negligent Manner
49	23.415	03/03/14	Mon	1715	Rear-End	0	0	1	Night	Dry	Careless or Negligent Manner
50	23.415	07/02/14	Wed	2040	Sideswipe	0	0	1	Night	Dry	Careless or Negligent Manner
51	23.415	04/19/14	Sat	0547	Utility Pole/Light Support	0	3	0	Night	Dry	Other Contributing Action
52	23.415	06/05/14	Thu	2342	Not Coded	0	0	1	Night	Dry	Failed To Keep In Proper Lane
53	23.415	07/03/14	Thu	0729	Rear-End	0	1	0	Day	Dry	Careless or Negligent Manner
54	23.415	07/30/14	Wed	2014	Concrete Traffic Barrier	0	2	0	Night	Wet	Careless or Negligent Manner
55	23.415	09/26/14	Fri	0659	Angle	0	0	1	Night	Wet	Careless or Negligent Manner
56	23.415	07/23/14	Wed	1309	Sideswipe	0	0	1	Day	Wet	#N/A
57	23.415	07/23/14	Wed	1538	Rear-End	0	1	0	Day	Dry	Careless or Negligent Manner
58	23.415	10/14/14	Tue	1513	Angle	0	1	0	Day	Dry	Careless or Negligent Manner
59	23.415	12/20/14	Sat	0908	Angle	0	0	1	Day	Dry	Other Contributing Action
60	23.415	12/27/14	Sat	0726	Other Non-Collision	0	0	1	Day	Dry	Careless or Negligent Manner
61	23.415	11/20/14	Thu	0752	Rear-End	0	0	1	Day	Dry	Careless or Negligent Manner
62	23.415	12/26/14	Fri	2116	Tree (Standing)	0	1	0	Night	Wet	Careless or Negligent Manner
63	23.419	04/17/14	Thu	0801	Rear-End	0	0	1	Day	Dry	Other Contributing Action
64	23.433	02/11/14	Tue	2006	Tree (Standing)	0	1	0	Night	Dry	Failed To Keep In Proper Lane
65	23.438	12/05/14	Fri	0825	Rear-End	0	0	1	Day	Dry	Other Contributing Action
66	23.465	03/14/14	Fri	2325	Not Coded	0	0	1	Night	Dry	#N/A
67	23.476	04/15/14	Tue	1630	Rear-End	0	0	1	Day	Wet	Careless or Negligent Manner
68	23.476	07/03/14	Thu	1740	Concrete Traffic Barrier	0	2	0	Day	Dry	No Contributing Action
69	23.476	06/28/14	Sat	0359	Ditch	0	4	0	Night	Dry	No Contributing Action
70	23.476	07/26/14	Sat	2200	Other Non-Fixed Object	0	0	1	Night	Dry	No Contributing Action
71	23.513	10/01/14	Wed	0805	Rear-End	0	0	1	Day	Dry	Other Contributing Action
72	23.526	12/16/14	Tue	1410	Sideswipe	0	0	1	Day	Dry	Careless or Negligent Manner
73	23.551	12/31/14	Wed	0411	Sideswipe	0	0	1	Night	Dry	#N/A
74	23.570	02/26/14	Wed	2210	Rear-End	0	1	0	Night	Dry	Careless or Negligent Manner
75	23.570	09/10/14	Wed	0834	Rear-End	0	0	1	Day	Dry	Careless or Negligent Manner
76	23.589	11/11/14	Tue	0421	Other Non-Collision	0	0	1	Night	Dry	No Contributing Action
77	23.608	06/05/14	Thu	1735	Rear-End	0	1	0	Day	Dry	Careless or Negligent Manner



**State of Florida Department of Transportation  
CRASH SUMMARY**

SECTION: 8607000 STATE ROUTE: 9  
 ROADWAY LIMITS: NA M.P. 22.623 TO 24.150 ENGINEER: AECOM  
 STUDY PERIOD: FROM 1/ 2014 TO 12/ 2014 COUNTY: Broward

No.	MILE POST	DATE	DAY	TIME	CRASH TYPE	FATAL	INJURIES	PROP DAM	DAY / NIGHT	WET / DRY	CONTRIBUTING CAUSE (VEHICLE ONLY)
78	23.618	08/09/14	Sat	1928	Tree (Standing)	0	1	0	Day	Wet	No Contributing Action
79	23.619	01/28/14	Tue	1640	Rear-End	0	0	1	Day	Dry	Careless or Negligent Manner
80	23.619	03/13/14	Thu	1730	Rear-End	0	1	0	Day	Dry	Careless or Negligent Manner
81	23.619	04/01/14	Tue	0930	Sideswipe	0	0	1	Day	Dry	No Contributing Action
82	23.619	12/05/14	Fri	1055	Sideswipe	0	0	1	Day	Dry	#N/A
83	23.623	05/15/14	Thu	1754	Rear-End	0	0	1	Day	Wet	Followed too Closely
84	23.627	02/05/14	Wed	0800	Rear-End	0	0	1	Day	Dry	Other Contributing Action
85	23.636	06/13/14	Fri	1913	Angle	0	1	0	Night	Wet	Drove too Fast for Conditions
86	23.646	11/11/14	Tue	1613	Rear-End	0	0	1	Day	Dry	Careless or Negligent Manner
87	23.656	05/15/14	Thu	0801	Rear-End	0	1	0	Day	Wet	Other Contributing Action
88	23.656	07/26/14	Sat	1155	Rear-End	0	0	1	Day	Wet	Careless or Negligent Manner
89	23.661	04/15/14	Tue	2344	Sideswipe	0	0	1	Night	Dry	No Contributing Action
90	23.662	04/11/14	Fri	1820	Rear-End	0	0	1	Day	Dry	Careless or Negligent Manner
91	23.663	05/12/14	Mon	0727	Bridge Pier or Support	0	1	0	Day	Dry	Ran Off Roadway
92	23.683	06/13/14	Fri	1932	Rear-End	0	0	1	Night	Wet	#N/A
93	23.687	06/20/14	Fri	2156	Rear-End	0	0	1	Night	Dry	Careless or Negligent Manner
94	23.692	02/19/14	Wed	0849	Rear-End	0	0	1	Day	Dry	Careless or Negligent Manner
95	23.702	11/12/14	Wed	1814	Rear-End	0	0	1	Night	Dry	#N/A
96	23.702	08/02/14	Sat	1858	Concrete Traffic Barrier	0	1	0	Day	Dry	No Contributing Action
97	23.721	09/02/14	Tue	0248	Rear-End	0	0	1	Night	Dry	Other Contributing Action
98	23.721	02/02/14	Sun	0500	Fence	0	0	1	Night	Wet	Careless or Negligent Manner
99	23.721	11/21/14	Fri	1940	Rear-End	0	1	0	Night	Wet	#N/A
100	23.721	11/03/14	Mon	1842	Rear-End	0	0	1	Day	Dry	Careless or Negligent Manner
101	23.740	02/13/14	Thu	0935	Rear-End	0	1	0	Day	Wet	Other Contributing Action
102	23.759	08/23/14	Sat	0514	Overturn/Rollover	0	1	0	Night	Dry	No Contributing Action
103	23.759	11/10/14	Mon	0822	Rear-End	0	0	1	Day	Wet	Other Contributing Action
104	23.778	11/20/14	Thu	0845	Rear-End	0	1	0	Day	Wet	Careless or Negligent Manner
105	23.778	03/07/14	Fri	1255	Sideswipe	0	0	1	Day	Dry	No Contributing Action
106	23.778	02/05/14	Wed	2012	Not Coded	0	0	1	Night	Wet	No Contributing Action
107	23.778	07/11/14	Fri	1506	Rear-End	0	0	1	Day	Dry	Careless or Negligent Manner
108	23.778	07/11/14	Fri	0335	Rear-End	0	0	1	Night	Wet	#N/A
109	23.778	09/02/14	Tue	1835	Overturn/Rollover	0	2	0	Day	Dry	Careless or Negligent Manner
110	23.783	01/22/14	Wed	0850	Sideswipe	0	0	1	Day	Dry	Careless or Negligent Manner
111	23.783	02/21/14	Fri	1855	Not Coded	0	0	1	Night	Dry	No Contributing Action
112	23.797	07/07/14	Mon	0746	Rear-End	0	0	1	Day	Wet	Other Contributing Action
113	23.835	03/21/14	Fri	0730	Rear-End	0	0	1	Day	Dry	Other Contributing Action
114	23.835	03/21/14	Fri	0802	Rear-End	0	1	0	Day	Dry	Other Contributing Action
115	23.861	07/12/14	Sat	2317	Rear-End	0	1	0	Night	Dry	#N/A
116	23.869	03/06/14	Thu	1940	Rear-End	0	0	1	Night	Dry	No Contributing Action
117	23.872	02/17/14	Mon	0101	Overturn/Rollover	0	0	1	Night	Dry	Other Contributing Action
118	23.872	03/03/14	Mon	2105	Sideswipe	0	0	1	Night	Dry	No Contributing Action
119	23.872	04/24/14	Thu	0853	Rear-End	0	0	1	Day	Dry	Other Contributing Action
120	23.872	08/10/14	Sun	0335	Sideswipe	0	1	0	Night	Dry	#N/A
121	23.933	01/06/14	Mon	0549	Rear-End	0	2	0	Night	Dry	Careless or Negligent Manner
122	23.933	03/18/14	Tue	0750	Rear-End	0	1	0	Day	Wet	#N/A
123	23.933	02/01/14	Sat	0219	Rear-End	0	1	0	Night	Dry	#N/A
124	23.933	01/30/14	Thu	1633	Rear-End	0	0	1	Day	Wet	Careless or Negligent Manner
125	23.933	02/07/14	Fri	0757	Rear-End	0	0	1	Day	Dry	Careless or Negligent Manner
126	23.933	02/07/14	Fri	1011	Sideswipe	0	0	1	Day	Dry	#N/A
127	23.933	01/30/14	Thu	0740	Rear-End	0	0	1	Day	Wet	Careless or Negligent Manner
128	23.933	06/01/14	Sun	2245	Pedestrian	0	1	0	Night	Wet	Careless or Negligent Manner
129	23.933	07/23/14	Wed	1543	Sideswipe	0	0	1	Day	Wet	No Contributing Action
130	23.933	07/16/14	Wed	1546	Not Coded	0	0	1	Day	Wet	No Contributing Action
131	23.933	10/24/14	Fri	1507	Rear-End	0	0	1	Day	Dry	Careless or Negligent Manner
132	23.933	12/27/14	Sat	0752	Sideswipe	0	1	0	Day	Dry	No Contributing Action
133	23.933	10/16/14	Thu	0850	Sideswipe	0	1	0	Day	Dry	Careless or Negligent Manner
134	23.967	04/04/14	Fri	0836	Rear-End	0	2	0	Day	Dry	Other Contributing Action
135	23.983	03/08/14	Sat	1803	Other Non-Fixed Object	0	0	1	Day	Dry	No Contributing Action
136	24.119	01/15/14	Wed	0823	Rear-End	0	0	1	Day	Wet	Careless or Negligent Manner
137	24.119	01/08/14	Wed	0000	Sideswipe	0	1	0	Night	Wet	Careless or Negligent Manner
138	24.119	01/19/14	Sun	1614	Rear-End	0	1	0	Day	Dry	Careless or Negligent Manner
139	24.119	02/12/14	Wed	1243	Utility Pole/Light Support	0	0	1	Day	Dry	Ran Off Roadway
140	24.119	06/25/14	Wed	1615	Sideswipe	0	0	1	Day	Dry	#N/A
141	24.119	09/20/14	Sat	1900	Overturn/Rollover	0	1	0	Night	Wet	Swerved Or Avoided
142	24.119	12/07/14	Sun	0645	Angle	0	0	1	Night	Dry	Other Contributing Action
143	24.119	12/26/14	Fri	0553	Sideswipe	0	0	1	Night	Dry	Improper Passing
144	24.146	03/20/14	Thu	0635	Rear-End	0	0	1	Night	Dry	#N/A
145	0.000	11/09/14	Sun	1500	Concrete Traffic Barrier	0	1	0	Day	Wet	Careless or Negligent Manner
146	0.164	09/06/14	Sat	0923	Other Non-Collision	0	0	1	Day	Wet	Careless or Negligent Manner
147	0.207	07/09/14	Wed	0107	Concrete Traffic Barrier	0	0	1	Night	Wet	Careless or Negligent Manner
148	0.226	07/09/14	Wed	2058	Concrete Traffic Barrier	0	0	1	Night	Wet	Over-Correcting/Over-Steering
149	0.226	10/16/14	Thu	1551	Rear-End	0	0	1	Day	Dry	Careless or Negligent Manner
150	0.226	11/24/14	Mon	0422	Tree (Standing)	0	0	1	Night	Dry	#N/A
151	0.236	12/05/14	Fri	0430	Traffic Sign Support	0	0	1	Night	Wet	Careless or Negligent Manner
152	0.245	01/08/14	Wed	1441	Concrete Traffic Barrier	0	0	1	Day	Wet	Drove too Fast for Conditions
153	0.250	12/27/14	Sat	0721	Sideswipe	0	0	1	Day	Dry	Careless or Negligent Manner
154	0.255	01/15/14	Wed	0958	Utility Pole/Light Support	0	0	1	Day	Wet	Ran Off Roadway
155	0.255	12/26/14	Fri	2048	Concrete Traffic Barrier	0	0	1	Night	Wet	Other Contributing Action
156	0.256	07/23/14	Wed	1512	Rear-End	0	0	1	Day	Dry	Careless or Negligent Manner
157	0.258	10/21/14	Tue	1856	Sideswipe	0	0	1	Day	Dry	Other Contributing Action
158	0.260	07/27/14	Sun	1542	Rear-End	0	1	0	Day	Dry	Careless or Negligent Manner

**State of Florida Department of Transportation  
CRASH SUMMARY**

SECTION: 86070000 STATE ROUTE: 9  
 ROADWAY LIMITS: NA M.P. 22.623 TO 24.150 ENGINEER: AECOM  
 STUDY PERIOD: FROM 1/ 2014 TO 12/ 2014 COUNTY: Broward

No.	MILE POST	DATE	DAY	TIME	CRASH TYPE			FATAL	INJURIES	PROP DAM	DAY / NIGHT	WET / DRY	CONTRIBUTING CAUSE (VEHICLE ONLY)		
159	0.261	10/23/14	Thu	1445	Rear-End			0	1	0	Day	Wet	Followed too Closely		
160	0.263	03/30/14	Sun	2229	Rear-End			0	0	1	Night	Dry	#N/A		
161	0.263	11/17/14	Mon	2240	Rear-End			0	1	0	Night	Dry	Careless or Negligent Manner		
162	0.264	08/26/14	Tue	1707	Rear-End			0	0	1	Day	Dry	Careless or Negligent Manner		
163	0.264	11/09/14	Sun	1449	Overturn/Rollover			0	0	1	Day	Wet	No Contributing Action		
164	0.008	09/30/14	Tue	1556	Not Coded			0	0	1	Day	Wet	Careless or Negligent Manner		
165	0.009	06/12/14	Thu	1950	Not Coded			0	0	1	Night	Wet	#N/A		
166	0.034	06/02/14	Mon	1919	Rear-End			0	0	1	Night	Wet	Careless or Negligent Manner		
167	0.034	07/09/14	Wed	1039	Rear-End			0	1	0	Day	Dry	Careless or Negligent Manner		
168	0.034	12/31/14	Wed	2013	Rear-End			0	0	1	Night	Wet	Followed too Closely		
169	0.184	02/05/14	Wed	0754	Rear-End			0	0	1	Day	Dry	Careless or Negligent Manner		
170	0.184	11/26/14	Wed	1023	Tree (Standing)			0	0	1	Day	Wet	Other Contributing Action		
171	0.203	07/15/14	Tue	1631	Rear-End			0	0	1	Day	Wet	Careless or Negligent Manner		
172	0.000	04/01/14	Tue	1837	Rear-End			0	2	0	Night	Dry	Careless or Negligent Manner		
173	0.081	11/09/14	Sun	1825	Rear-End			0	1	0	Night	Wet	Careless or Negligent Manner		
174	0.153	08/17/14	Sun	0121	Rear-End			0	2	0	Night	Dry	Careless or Negligent Manner		
175	0.172	10/04/14	Sat	1335	Rear-End			0	2	0	Day	Dry	Careless or Negligent Manner		
176	0.173	05/13/14	Tue	1727	Sideswipe			0	0	1	Day	Dry	Other Contributing Action		
177	0.176	12/06/14	Sat	1403	Rear-End			0	1	0	Day	Dry	Careless or Negligent Manner		
178	0.177	05/03/14	Sat	2359	Rear-End			0	1	0	Night	Dry	Careless or Negligent Manner		
179	0.181	01/30/14	Thu	2105	Angle			0	0	1	Night	Wet	Improper Turn		
180	0.004	01/14/14	Tue	1447	Rear-End			0	1	0	Day	Dry	Careless or Negligent Manner		
181	0.004	03/07/14	Fri	0850	Rear-End			0	1	0	Day	Dry	Careless or Negligent Manner		
182	0.009	05/05/14	Mon	1015	Rear-End			0	1	0	Day	Dry	Followed too Closely		
183	0.039	06/19/14	Thu	1100	Sideswipe			0	0	1	Day	Dry	#N/A		
184	0.043	02/02/14	Sun	2240	Rear-End			0	1	0	Night	Dry	Other Contributing Action		
185	0.080	02/10/14	Mon	1033	Rear-End			0	1	0	Day	Dry	Careless or Negligent Manner		
186	0.154	05/24/14	Sat	1240	Rear-End			0	2	0	Day	Dry	Other Contributing Action		
187	0.156	12/26/14	Fri	2015	Not Coded			0	8	0	Night	Wet	Other Contributing Action		
<b>Total No.</b>	<b>Fatal</b>	<b>Injury</b>	<b>PDO</b>	<b>Rear-End</b>	<b>Head-On</b>	<b>Angle</b>	<b>Left-Turn</b>	<b>Right-Turn</b>	<b>Sideswipe</b>	<b>Backed Into</b>	<b>Ped/Bike</b>	<b>Parked Car</b>	<b>Fixed Object</b>	<b>Ran into Water</b>	<b>Other</b>
187	0	67	120	101	0	7	0	0	28	0	1	0	27	0	23
Percent	0.00%	35.83%	64.17%	54.01%	0.00%	3.74%	0.00%	0.00%	14.97%	0.00%	0.53%	0.00%	14.44%	0.00%	12.30%
<b>Contrib. Cause</b>	<b>Day</b>	<b>Night</b>	<b>Wet</b>	<b>Dry</b>	<b>Careless Driving</b>	<b>FTYRW</b>	<b>Improper Turn</b>	<b>Ran Red Light</b>	<b>Exceeded Speed</b>	<b>Improper Passing</b>	<b>Disreg Cntl Dev</b>	<b>Erratic/Aggress</b>	<b>Ran off Road</b>	<b>DUI</b>	<b>Wrong Way</b>
Total	117	70	56	131	81	1	1	0	4	2	0	0	3	7	0
Percent	62.57%	37.43%	29.95%	70.05%	43.32%	0.53%	0.53%	0.00%	2.14%	1.07%	0.00%	0.00%	1.60%	3.74%	0.00%



**State of Florida Department of Transportation  
CRASH SUMMARY**

SECTION: 8607000 STATE ROUTE: 9  
 ROADWAY LIMITS: NA M.P. 22.623 TO 24.150 ENGINEER: AECOM  
 STUDY PERIOD: FROM 1/ 2015 TO 12/ 2015 COUNTY: Broward

No.	MILE POST	DATE	DAY	TIME	CRASH TYPE	FATAL	INJURIES	PROP DAM	DAY / NIGHT	WET / DRY	CONTRIBUTING CAUSE (VEHICLE ONLY)
1	22.627	02/25/15	Wed	1200	Sideswipe	0	0	1	Day	Dry	Careless or Negligent Manner
2	22.665	01/06/15	Tue	2006	Rear-End	0	0	1	Night	Wet	#N/A
3	22.665	01/26/15	Mon	1610	Rear-End	0	0	1	Day	Dry	Careless or Negligent Manner
4	22.665	04/03/15	Fri	1915	Rear-End	0	0	1	Day	Dry	Careless or Negligent Manner
5	22.665	05/08/15	Fri	1636	Rear-End	0	0	1	Day	Dry	Careless or Negligent Manner
6	22.665	07/22/15	Wed	1649	Rear-End	0	0	1	Day	Wet	No Contributing Action
7	22.665	07/18/15	Sat	1405	Rear-End	0	1	0	Day	Wet	Careless or Negligent Manner
8	22.665	11/02/15	Mon	0851	Rear-End	0	1	0	Day	Dry	Careless or Negligent Manner
9	22.665	12/16/15	Wed	1940	Rear-End	0	1	0	Night	Dry	#N/A
10	22.665	11/17/15	Tue	0849	Sideswipe	0	0	1	Day	Dry	Failed to Yield Right-Of-Way
11	23.065	03/26/15	Thu	1750	Rear-End	0	0	1	Day	Dry	Followed too Closely
12	23.165	05/17/15	Sun	1438	Sideswipe	0	0	1	Day	Dry	#N/A
13	23.165	06/09/15	Tue	0915	Rear-End	0	1	0	Day	Dry	Careless or Negligent Manner
14	23.165	04/21/15	Tue	0634	Sideswipe	0	1	0	Night	Dry	Careless or Negligent Manner
15	23.165	06/24/15	Wed	1600	Sideswipe	0	0	1	Day	Dry	#N/A
16	23.165	05/03/15	Sun	0243	Rear-End	0	0	1	Night	Dry	#N/A
17	23.165	08/16/15	Sun	1530	Concrete Traffic Barrier	0	2	0	Day	Dry	Careless or Negligent Manner
18	23.165	09/07/15	Mon	1320	Angle	0	0	1	Day	Wet	#N/A
19	23.165	08/17/15	Mon	1943	Sideswipe	0	0	1	Day	Dry	Careless or Negligent Manner
20	23.165	11/12/15	Thu	1701	Rear-End	0	2	0	Night	Dry	Careless or Negligent Manner
21	23.165	10/11/15	Sun	0019	Rear-End	0	2	0	Night	Dry	Other Contributing Action
22	23.165	11/26/15	Thu	0301	Rear-End	0	1	0	Night	Dry	Careless or Negligent Manner
23	23.165	12/05/15	Sat	2227	Concrete Traffic Barrier	0	0	1	Night	Wet	Careless or Negligent Manner
24	23.165	12/04/15	Fri	1320	Not Coded	0	1	0	Day	Wet	Careless or Negligent Manner
25	23.183	09/03/15	Thu	2110	Not Coded	0	0	1	Night	Dry	Careless or Negligent Manner
26	23.265	09/05/15	Sat	2329	Rear-End	0	0	1	Night	Wet	No Contributing Action
27	23.381	04/14/15	Tue	0857	Rear-End	0	0	1	Day	Dry	Other Contributing Action
28	23.381	06/15/15	Mon	0945	Concrete Traffic Barrier	0	2	0	Day	Dry	Over-Correcting/Over-Steering
29	23.415	04/08/15	Wed	0840	Other Non-Collision	0	0	1	Day	Dry	Other Contributing Action
30	23.415	03/17/15	Tue	0744	Rear-End	0	0	1	Day	Dry	Careless or Negligent Manner
31	23.415	02/12/15	Thu	0823	Rear-End	0	0	1	Day	Dry	Careless or Negligent Manner
32	23.415	02/19/15	Thu	0752	Rear-End	0	0	1	Day	Dry	Careless or Negligent Manner
33	23.415	04/13/15	Mon	1254	Sideswipe	0	1	0	Day	Dry	#N/A
34	23.415	06/11/15	Thu	0849	Rear-End	0	0	1	Day	Dry	Careless or Negligent Manner
35	23.415	05/16/15	Sat	1542	Sideswipe	0	0	1	Day	Dry	Careless or Negligent Manner
36	23.415	04/27/15	Mon	0213	Tree (Standing)	0	0	1	Day	Dry	No Contributing Action
37	23.415	08/07/15	Fri	1548	Sideswipe	0	0	1	Day	Dry	Careless or Negligent Manner
38	23.415	10/12/15	Mon	0010	Rear-End	0	0	1	Night	Dry	No Contributing Action
39	23.415	11/05/15	Thu	1040	Rear-End	0	0	1	Day	Dry	Erratic, Reckless or Aggressive
40	23.415	12/25/15	Fri	1230	Rear-End	0	0	1	Day	Dry	Careless or Negligent Manner
41	23.415	12/05/15	Sat	2140	Concrete Traffic Barrier	0	2	0	Night	Wet	No Contributing Action
42	23.419	02/21/15	Sat	0521	Sideswipe	0	0	1	Night	Dry	#N/A
43	23.433	07/24/15	Fri	2122	Sideswipe	0	0	1	Night	Dry	#N/A
44	23.433	09/30/15	Wed	0647	Rear-End	0	0	1	Night	Dry	Careless or Negligent Manner
45	23.438	01/13/15	Tue	0709	Angle	0	0	1	Day	Wet	#N/A
46	23.438	08/24/15	Mon	1125	Rear-End	0	2	0	Day	Wet	Other Contributing Action
47	23.465	01/11/15	Sun	1239	Angle	0	6	0	Day	Dry	Careless or Negligent Manner
48	23.465	10/03/15	Sat	1540	Angle	0	2	0	Day	Dry	Careless or Negligent Manner
49	23.476	02/28/15	Sat	1231	Rear-End	0	0	1	Day	Wet	Other Contributing Action
50	23.476	05/19/15	Tue	0807	Rear-End	0	0	1	Day	Dry	Other Contributing Action
51	23.476	05/12/15	Tue	0636	Sideswipe	0	2	0	Day	Wet	Careless or Negligent Manner
52	23.513	01/20/15	Tue	0743	Rear-End	0	0	1	Day	Dry	Other Contributing Action
53	23.565	03/15/15	Sun	1515	Rear-End	0	0	1	Day	Dry	Careless or Negligent Manner
54	23.565	10/12/15	Mon	0010	Rear-End	0	3	0	Night	Wet	Careless or Negligent Manner
55	23.570	02/27/15	Fri	0731	Rear-End	0	0	1	Day	Dry	Other Contributing Action
56	23.570	03/12/15	Thu	0922	Sideswipe	0	0	1	Day	Dry	#N/A
57	23.570	11/14/15	Sat	2110	Concrete Traffic Barrier	0	0	1	Night	Wet	No Contributing Action
58	23.589	04/29/15	Wed	0504	Concrete Traffic Barrier	0	1	0	Night	Wet	Careless or Negligent Manner
59	23.589	12/18/15	Fri	1835	Rear-End	0	0	1	Night	Dry	Careless or Negligent Manner
60	23.619	04/13/15	Mon	0553	Concrete Traffic Barrier	0	0	1	Night	Dry	Over-Correcting/Over-Steering
61	23.619	07/10/15	Fri	0951	Not Coded	0	0	1	Day	Dry	Other Contributing Action
62	23.623	01/08/15	Thu	1340	Other Non-Collision	0	0	1	Day	Dry	No Contributing Action
63	23.627	09/30/15	Wed	1705	Rear-End	0	0	1	Day	Dry	Careless or Negligent Manner
64	23.636	06/01/15	Mon	0938	Rear-End	0	0	1	Day	Dry	Failed to Yield Right-Of-Way
65	23.636	10/18/15	Sun	1832	Concrete Traffic Barrier	0	0	1	Night	Wet	No Contributing Action
66	23.637	02/25/15	Wed	1918	Sideswipe	0	0	1	Night	Dry	No Contributing Action
67	23.655	03/14/15	Sat	0302	Rear-End	0	3	0	Night	Wet	Other Contributing Action
68	23.664	04/17/15	Fri	1457	Rear-End	0	0	1	Day	Dry	Careless or Negligent Manner
69	23.674	12/14/15	Mon	1855	Rear-End	0	1	0	Night	Dry	Careless or Negligent Manner
70	23.683	06/05/15	Fri	1407	Rear-End	0	0	1	Day	Dry	#N/A
71	23.702	08/08/15	Sat	1800	Sideswipe	0	2	0	Day	Wet	Careless or Negligent Manner
72	23.711	07/08/15	Wed	1515	Rear-End	0	0	1	Day	Dry	Careless or Negligent Manner
73	23.721	01/11/15	Sun	2253	Rear-End	0	2	0	Night	Dry	Careless or Negligent Manner
74	23.721	05/21/15	Thu	1108	Concrete Traffic Barrier	0	0	1	Day	Dry	Other Contributing Action
75	23.721	06/26/15	Fri	0413	Concrete Traffic Barrier	0	0	1	Night	Wet	Careless or Negligent Manner
76	23.721	08/07/15	Fri	1845	Not Coded	0	0	1	Day	Dry	#N/A
77	23.721	12/01/15	Tue	0706	Rear-End	0	0	1	Day	Dry	Careless or Negligent Manner
78	23.740	09/17/15	Thu	2027	Rear-End	0	0	1	Night	Wet	Careless or Negligent Manner
79	23.759	08/31/15	Mon	1506	Rear-End	0	0	1	Day	Dry	Careless or Negligent Manner
80	23.759	12/27/15	Sun	1921	Rear-End	0	0	1	Night	Dry	Careless or Negligent Manner
81	23.778	01/14/15	Wed	1738	Rear-End	0	2	0	Night	Dry	Careless or Negligent Manner

**State of Florida Department of Transportation  
CRASH SUMMARY**

SECTION: **86070000** STATE ROUTE: **9**  
 ROADWAY LIMITS: **NA** M.P. **22.623** TO **24.150** ENGINEER: **AECOM**  
 STUDY PERIOD: **FROM 1/ 2015 TO 12/ 2015** COUNTY: **Broward**

No.	MILE POST	DATE	DAY	TIME	CRASH TYPE	FATAL	INJURIES	PROP DAM	DAY / NIGHT	WET / DRY	CONTRIBUTING CAUSE (VEHICLE ONLY)
82	23.778	03/09/15	Mon	1353	Concrete Traffic Barrier	0	4	0	Day	Wet	No Contributing Action
83	23.778	03/17/15	Tue	0821	Rear-End	0	0	1	Day	Dry	Careless or Negligent Manner
84	23.778	07/09/15	Thu	1430	Rear-End	0	0	1	Day	Dry	Careless or Negligent Manner
85	23.778	06/15/15	Mon	1742	Rear-End	0	0	1	Day	Dry	Careless or Negligent Manner
86	23.778	06/09/15	Tue	0802	Rear-End	0	2	0	Day	Dry	Careless or Negligent Manner
87	23.778	12/28/15	Mon	1340	Sideswipe	0	0	1	Day	Dry	Careless or Negligent Manner
88	23.783	07/24/15	Fri	1810	Sideswipe	0	0	1	Day	Wet	No Contributing Action
89	23.797	02/27/15	Fri	0752	Rear-End	0	0	1	Day	Wet	Other Contributing Action
90	23.816	02/20/15	Fri	0830	Rear-End	0	1	0	Day	Dry	Careless or Negligent Manner
91	23.852	12/02/15	Wed	0022	Concrete Traffic Barrier	0	1	0	Night	Dry	Careless or Negligent Manner
92	23.852	11/09/15	Mon	1224	Sideswipe	0	1	0	Day	Dry	Careless or Negligent Manner
93	23.852	10/13/15	Tue	1210	Angle	0	0	1	Day	Dry	#N/A
94	23.869	01/11/15	Sun	0415	Rear-End	0	1	0	Night	Dry	Careless or Negligent Manner
95	23.872	02/15/15	Sun	0100	Rear-End	0	1	0	Night	Dry	Other Contributing Action
96	23.872	04/27/15	Mon	0822	Rear-End	0	0	1	Day	Dry	Other Contributing Action
97	23.872	05/30/15	Sat	2335	Angle	0	0	1	Night	Dry	Careless or Negligent Manner
98	23.872	08/12/15	Wed	1132	Rear-End	0	1	0	Day	Dry	Careless or Negligent Manner
99	23.872	09/04/15	Fri	0801	Rear-End	0	0	1	Day	Dry	Careless or Negligent Manner
100	23.933	01/01/15	Thu	1603	Concrete Traffic Barrier	0	0	1	Day	Wet	No Contributing Action
101	23.933	03/23/15	Mon	0956	Rear-End	0	0	1	Day	Dry	Careless or Negligent Manner
102	23.933	06/18/15	Thu	1515	Rear-End	0	0	1	Day	Dry	Careless or Negligent Manner
103	23.933	07/10/15	Fri	1630	Rear-End	0	0	1	Day	Dry	Careless or Negligent Manner
104	23.933	06/27/15	Sat	1525	Rear-End	0	0	1	Day	Dry	Careless or Negligent Manner
105	23.933	07/04/15	Sat	0918	Concrete Traffic Barrier	0	0	1	Day	Wet	Other Contributing Action
106	23.933	08/15/15	Sat	0500	Concrete Traffic Barrier	0	0	1	Night	Wet	Other Contributing Action
107	23.933	08/15/15	Sat	0501	Angle	0	1	0	Night	Wet	#N/A
108	23.933	06/26/15	Fri	1656	Cargo/Equipment Loss or Shift	0	0	1	Day	Dry	No Contributing Action
109	23.933	08/26/15	Wed	1214	Sideswipe	0	3	0	Day	Dry	No Contributing Action
110	23.933	07/18/15	Sat	0917	Sideswipe	0	0	1	Day	Dry	Failed To Keep In Proper Lane
111	23.933	08/07/15	Fri	2233	Rear-End	0	2	0	Night	Dry	Careless or Negligent Manner
112	23.933	08/18/15	Tue	0937	Rear-End	0	1	0	Day	Dry	Careless or Negligent Manner
113	23.933	10/30/15	Fri	1000	Rear-End	0	2	0	Day	Dry	Careless or Negligent Manner
114	23.933	10/17/15	Sat	1736	Rear-End	0	0	1	Day	Dry	Careless or Negligent Manner
115	23.933	10/03/15	Sat	0340	Rear-End	0	2	0	Night	Dry	Careless or Negligent Manner
116	23.933	11/27/15	Fri	1655	Angle	0	0	1	Day	Dry	Careless or Negligent Manner
117	23.933	12/01/15	Tue	1430	Rear-End	0	0	1	Day	Wet	Careless or Negligent Manner
118	23.933	11/11/15	Wed	2338	Concrete Traffic Barrier	0	1	0	Night	Wet	No Contributing Action
119	23.933	10/18/15	Sun	2245	Sideswipe	0	0	1	Night	Dry	#N/A
120	23.933	12/04/15	Fri	2212	Concrete Traffic Barrier	0	0	1	Night	Wet	Careless or Negligent Manner
121	23.933	12/05/15	Sat	1214	Rear-End	0	0	1	Day	Wet	Other Contributing Action
122	23.933	12/02/15	Wed	1924	Rear-End	0	0	1	Night	Wet	#N/A
123	23.967	07/12/15	Sun	0649	Sideswipe	0	2	0	Day	Dry	#N/A
124	24.119	06/19/15	Fri	1847	Rear-End	0	0	1	Day	Dry	Careless or Negligent Manner
125	24.119	11/23/15	Mon	0850	Rear-End	0	0	1	Day	Dry	Careless or Negligent Manner
126	24.119	11/11/15	Wed	2350	Concrete Traffic Barrier	0	1	0	Night	Wet	No Contributing Action
127	24.119	10/11/15	Sun	2337	Rear-End	0	2	0	Night	Dry	Drove too Fast for Conditions
128	24.119	10/11/15	Sun	2335	Concrete Traffic Barrier	0	1	0	Night	Dry	No Contributing Action
129	24.119	11/13/15	Fri	0413	Other Non-Fixed Object	0	0	1	Night	Dry	No Contributing Action
130	24.119	11/14/15	Sat	0203	Concrete Traffic Barrier	0	1	0	Night	Wet	Careless or Negligent Manner
131	24.119	11/22/15	Sun	0157	Not Coded	0	0	1	Night	Wet	Careless or Negligent Manner
132	24.119	12/06/15	Sun	1913	Not Coded	0	0	1	Night	Dry	Other Contributing Action
133	24.119	11/09/15	Mon	0358	Sideswipe	0	2	0	Night	Dry	Careless or Negligent Manner
134	24.119	12/12/15	Sat	0318	Not Coded	0	0	1	Night	Dry	#N/A
135	0.164	09/17/15	Thu	1940	Rear-End	0	0	1	Night	Wet	Careless or Negligent Manner
136	0.211	12/02/15	Wed	1458	Concrete Traffic Barrier	0	1	0	Day	Wet	Drove too Fast for Conditions
137	0.217	11/12/15	Thu	0159	Utility Pole/Light Support	0	1	0	Night	Wet	Careless or Negligent Manner
138	0.262	10/11/15	Sun	1732	Rear-End	0	0	1	Day	Dry	Careless or Negligent Manner
139	0.263	04/01/15	Wed	1320	Rear-End	0	0	1	Day	Dry	Drove too Fast for Conditions
140	0.264	08/26/15	Wed	1740	Head-On	0	0	1	Day	Wet	Failed To Keep In Proper Lane
141	0.004	01/16/15	Fri	1513	Rear-End	0	0	1	Day	Dry	Careless or Negligent Manner
142	0.019	08/24/15	Mon	1132	Guardrail Face	0	0	1	Day	Wet	Drove too Fast for Conditions
143	0.034	05/01/15	Fri	1624	Rear-End	0	0	1	Day	Dry	Careless or Negligent Manner
144	0.034	06/04/15	Thu	0741	Rear-End	0	1	0	Day	Dry	Careless or Negligent Manner
145	0.034	11/11/15	Wed	1916	Rear-End	0	0	1	Night	Dry	Careless or Negligent Manner
146	0.000	12/18/15	Fri	1854	Rear-End	0	0	1	Night	Dry	Careless or Negligent Manner
147	0.086	10/03/15	Sat	1311	Rear-End	0	1	0	Day	Dry	Careless or Negligent Manner
148	0.124	04/24/15	Fri	1300	Impact Attenuator/Crash Cushion	0	1	0	Day	Dry	No Contributing Action
149	0.134	09/15/15	Tue	1355	Rear-End	0	1	0	Day	Dry	Careless or Negligent Manner
150	0.143	08/23/15	Sun	1448	Rear-End	0	0	1	Day	Dry	Careless or Negligent Manner
151	0.143	09/23/15	Wed	1413	Sideswipe	0	0	1	Day	Dry	Careless or Negligent Manner
152	0.162	08/07/15	Fri	0601	Rear-End	0	1	0	Day	Dry	Careless or Negligent Manner
153	0.162	09/11/15	Fri	2200	Rear-End	0	0	1	Night	Dry	Careless or Negligent Manner
154	0.172	07/17/15	Fri	0852	Rear-End	0	0	1	Day	Dry	#N/A
155	0.181	02/25/15	Wed	1408	Sideswipe	0	0	1	Day	Dry	#N/A
156	0.181	03/31/15	Tue	2135	Sideswipe	0	0	1	Night	Dry	#N/A
157	0.181	05/09/15	Sat	1255	Not Coded	0	2	0	Day	Dry	Ran Red Light
158	0.181	06/13/15	Sat	1201	Not Coded	0	0	1	Day	Dry	Ran Red Light
159	0.181	07/12/15	Sun	1002	Angle	0	0	1	Day	Dry	Ran Red Light
160	0.181	07/13/15	Mon	2300	Sideswipe	0	0	1	Night	Dry	Disregarded Other Traffic Sign
161	0.181	08/27/15	Thu	1728	Angle	0	2	0	Day	Dry	Ran Red Light
162	0.181	09/10/15	Thu	1305	Sideswipe	0	0	1	Day	Dry	Failed To Keep In Proper Lane



**State of Florida Department of Transportation  
CRASH SUMMARY**

SECTION: 86070000 STATE ROUTE: 9  
 ROADWAY LIMITS: NA M.P. 22.623 TO 24.150 ENGINEER: AECOM  
 STUDY PERIOD: FROM 1/ 2015 TO 12/ 2015 COUNTY: Broward

No.	MILE POST	DATE	DAY	TIME	CRASH TYPE	FATAL	INJURIES	PROP DAM	DAY / NIGHT	WET / DRY	CONTRIBUTING CAUSE (VEHICLE ONLY)				
163	0.181	10/30/15	Fri	1355	Angle	0	1	0	Day	Dry	Ran Red Light				
164	0.181	07/10/15	Fri	1235	Not Coded	0	0	1	Day	Dry	Other Contributing Action				
165	0.057	09/11/15	Fri	2008	Rear-End	0	1	0	Night	Dry	Careless or Negligent Manner				
166	0.095	12/09/15	Wed	1700	Rear-End	0	0	1	Day	Dry	Careless or Negligent Manner				
167	0.137	03/08/15	Sun	0000	Guardrail Face	0	0	1	Night	Wet	No Contributing Action				
<b>Total No.</b>	<b>Fatal</b>	<b>Injury</b>	<b>PDO</b>	<b>Rear-End</b>	<b>Head-On</b>	<b>Angle</b>	<b>Left-Turn</b>	<b>Right-Turn</b>	<b>Sideswipe</b>	<b>Backed Into</b>	<b>Ped/Bike</b>	<b>Parked Car</b>	<b>Fixed Object</b>	<b>Ran into Water</b>	<b>Other</b>
167	0	56	111	87	1	11	0	0	28	0	0	0	26	0	14
Percent	0.00%	33.53%	66.47%	52.10%	0.60%	6.59%	0.00%	0.00%	16.77%	0.00%	0.00%	0.00%	15.57%	0.00%	8.38%
<b>Contrib. Cause</b>	<b>Day</b>	<b>Night</b>	<b>Wet</b>	<b>Dry</b>	<b>Careless Driving</b>	<b>FTYRW</b>	<b>Improper Turn</b>	<b>Ran Red Light</b>	<b>Exceeded Speed</b>	<b>Improper Passing</b>	<b>Disreg Cntl Dev</b>	<b>Erratic/Aggress</b>	<b>Ran off Road</b>	<b>DUI</b>	<b>Wrong Way</b>
<b>Total</b>	<b>108</b>	<b>59</b>	<b>41</b>	<b>126</b>	<b>87</b>	<b>2</b>	<b>0</b>	<b>5</b>	<b>4</b>	<b>0</b>	<b>1</b>	<b>1</b>	<b>0</b>	<b>5</b>	<b>0</b>
Percent	64.67%	35.33%	24.55%	75.45%	52.10%	1.20%	2	2.99%	2.40%	0.00%	0.60%	0.60%	0.00%	2.99%	0.00%



# CRASH HISTOGRAMS

## I-95 at SW 10th Street (SR 869)

