4-LEAF

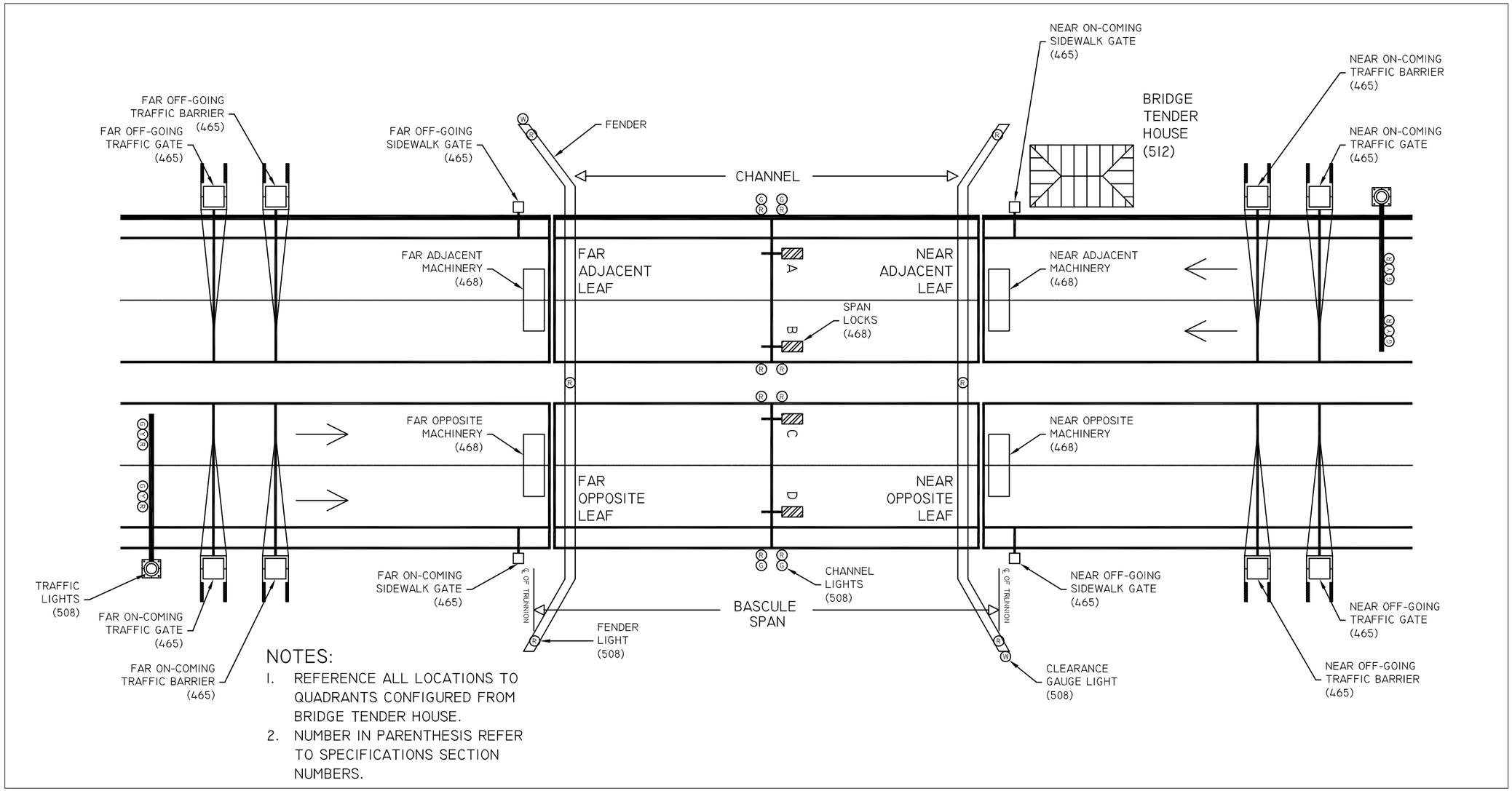

NOTES:

1. REFERENCE ALL LOCATIONS TO QUADRANTS CONFIGURED FROM BRIDGE TENDER HOUSE.
2. NUMBER IN PARENTHESIS REFER TO SPECIFICATIONS SECTION NUMBERS.

2-LEAF

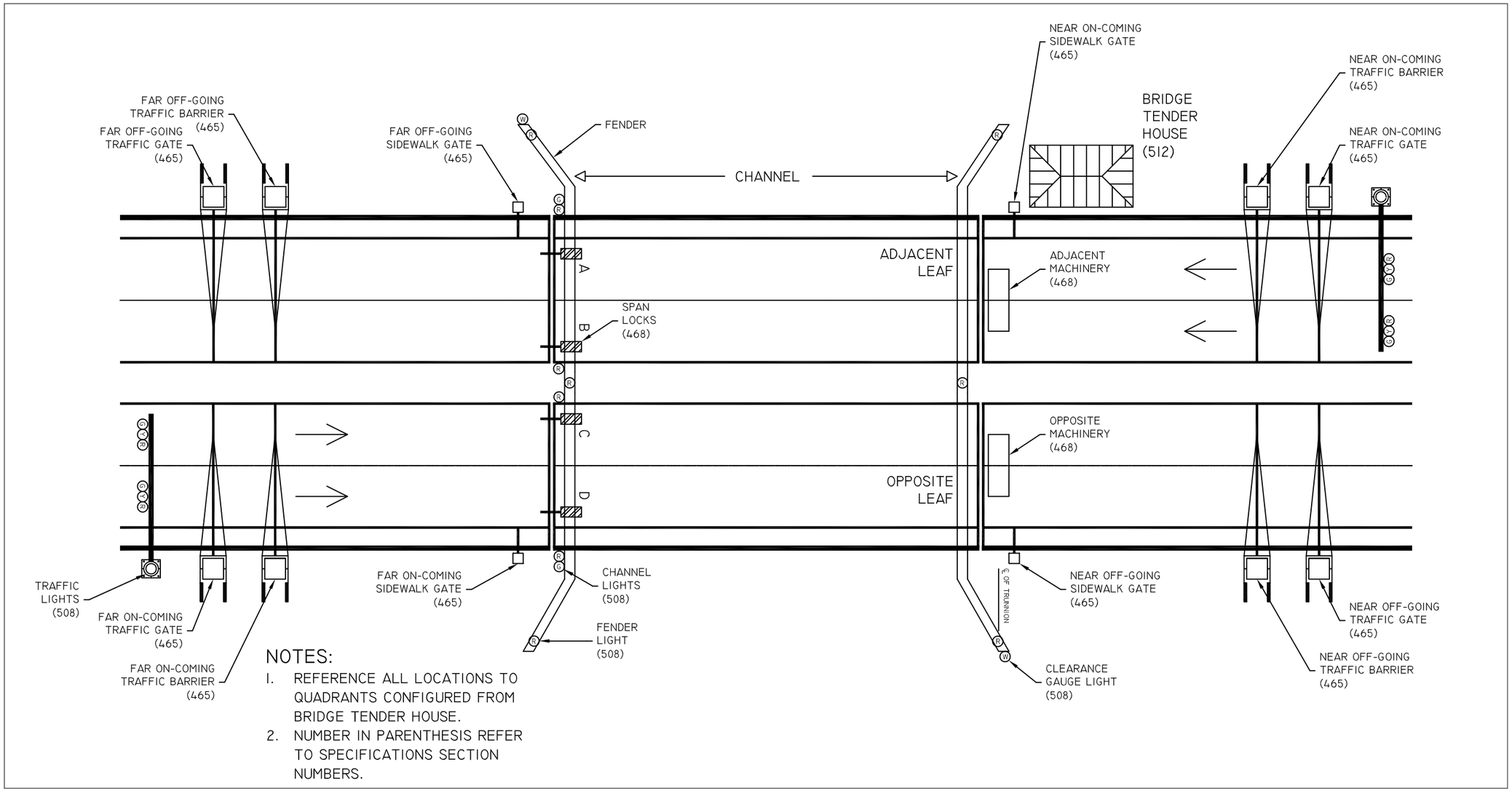
NEAR ON-COMING SIDEWALK GATE (465)
NEAR ON-COMING TRAFFIC BARRIER (465)
NEAR ON-COMING TRAFFIC GATE (465)
BRIDGE TENDER HOUSE (512)
FAR OFF-GOING TRAFFIC BARRIER (465)
FAR OFF-GOING TRAFFIC GATE (465)
FAR OFF-GOING SIDEWALK GATE (465)
FENDER
CHANNEL
ADJACENT LEAF
ADJACENT MACHINERY (468)
SPAN LOCKS (468)
OPPOSITE MACHINERY (468)
OPPOSITE LEAF
TRAFFIC LIGHTS (508)
FAR ON-COMING TRAFFIC GATE (465)
FAR ON-COMING TRAFFIC BARRIER (465)
FAR ON-COMING SIDEWALK GATE (465)
CHANNEL LIGHTS (508)
FENDER LIGHT (508)
℄ OF TRUNNION
NEAR OFF-GOING SIDEWALK GATE (465)
CLEARANCE GAUGE LIGHT (508)
NEAR OFF-GOING TRAFFIC GATE (465)
NEAR OFF-GOING TRAFFIC BARRIER (465)
A
B
C
D
NOTES:
1. REFERENCE ALL LOCATIONS TO QUADRANTS CONFIGURED FROM BRIDGE TENDER HOUSE.
2. NUMBER IN PARENTHESIS REFER TO SPECIFICATIONS SECTION NUMBERS.

MACHINERY

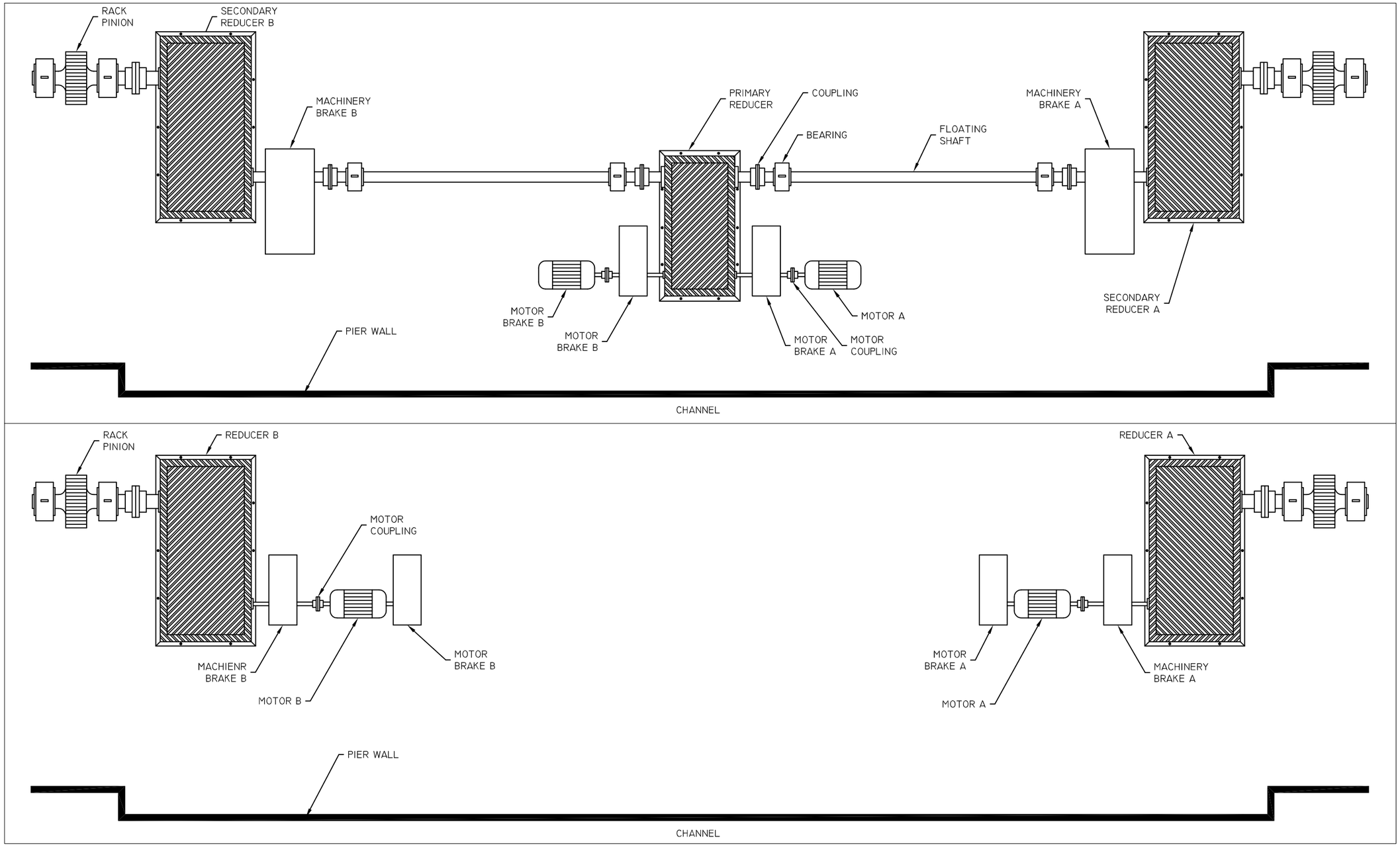
RACK PINION
SECONDARY REDUCER B
MACHINERY BRAKE B
PRIMARY REDUCER
COUPLING
BEARING
FLOATING SHAFT
MACHINERY BRAKE A
SECONDARY REDUCER A
MOTOR BRAKE B
MOTOR BRAKE B
MOTOR BRAKE A
MOTOR COUPLING
MOTOR A
PIER WALL
CHANNEL
RACK PINION
REDUCER B
MOTOR COUPLING
MACHIENR BRAKE B
MOTOR B
MOTOR BRAKE B
REDUCER A
MOTOR BRAKE A
MOTOR A
MACHINERY BRAKE A
PIER WALL
CHANNEL