LIMIT SWITCHES



TRAFFIC GATE LIMIT SWITCHES

LS-FOCTGU	Far On-Coming Traffic Gate Up	NOHC (Opens to stop gate arm motion when arm is up.)
LS-FOCTGUI	Far On-Coming Traffic Gate Up Interlock	NO (Closes to enable Traffic Gate Up interlock.)
LS-FOCTGD	Far On-Coming Traffic Gate Down	NOHC (Opens to stop gate arm motion when arm is down.)
LS-FOCTGDI	Far On-Coming Traffic Gate Down Interlock	NO (Closes to enable Traffic Gate Down interlock.)
LS-FOCTGH	Far On-Coming Traffic Gate Handcrank inserted (If used.)	NC (Opens to alarm. Does not allow operation of gate operator when open.)
LS-FOCTGOD	Far On-Coming Traffic Gate Operator Door open	NOHC (Opens to alarm. Does not allow operation of gate operator when open.)
LS-NOCTGU	Near On-Coming Traffic Gate Up	NOHC (Opens to stop gate arm motion when arm is up.)
LS-NOCTGUI	Near On-Coming Traffic Gate Up Interlock	NO (Closes to enable Traffic Gate Up interlock.)
LS-NOCTGD	Near On-Coming Traffic Gate Down	NOHC (Opens to stop gate arm motion when arm is down.)

TRAFFIC GATE LIMIT SWITCHES

LS-NOCTGDI	Near On-Coming Traffic Gate Down Interlock	NO (Closes to enable Traffic Gate Down interlock.)
LS-NOCTGH	Near On-Coming Traffic Gate Handcrank inserted (If used.)	NC (Opens to alarm. Does not allow operation of gate operator when open.)
LS-NOCTGOD	Near On-Coming Traffic Gate Operator Door open	NOHC (Opens to alarm. Does not allow operation of gate operator when open.)
LS-FOGTGU	Far Off-Going Traffic Gate Up	NOHC (Opens to stop gate arm motion when arm is up.)
LS-FOGTGUI	Far Off-Going Traffic Gate Up Interlock	NO (Closes to enable Traffic Gate Up interlock.)
LS-FOGTGD	Far Off-Going Traffic Gate Down	NOHC (Opens to stop gate arm motion when arm is down.)
LS-FOGTGDI	Far Off-Going Traffic Gate Down Interlock	NO (Closes to enable Traffic Gate Down interlock.)
LS-FOGTGH	Far Off-Going Traffic Gate Handcrank inserted (If used.)	NC (Opens to alarm. Does not allow operation of gate operator when open.)
LS-FOGTGOD	Far Off-Going Traffic Gate Operator Door open	NOHC (Opens to alarm. Does not allow operation of gate operator when open.)
LS-NOGTGU	Near Off-Going Traffic Gate Up	NOHC (Opens to stop gate arm motion when arm is up.)
LS-NOGTGUI	Near Off-Going Traffic Gate Up Interlock	NO (Closes to enable Traffic Gate Up interlock.)
LS-NOGTGD	Near Off-Going Traffic Gate Down	NOHC (Opens to stop gate arm motion when arm is down.)
LS-NOGTGDI	Near Off-Going Traffic Gate Down Interlock	NO (Closes to enable Traffic Gate Down interlock.)
LS-NOGTGH	Near Off-Going Traffic Gate Handcrank inserted (If used.)	NC (Opens to alarm. Does not allow operation of gate operator when open.)
LS-NOGTGOD	Near Off-Going Traffic Gate Operator Door open	NOHC (Opens to alarm. Does not allow operation of gate operator when open.)

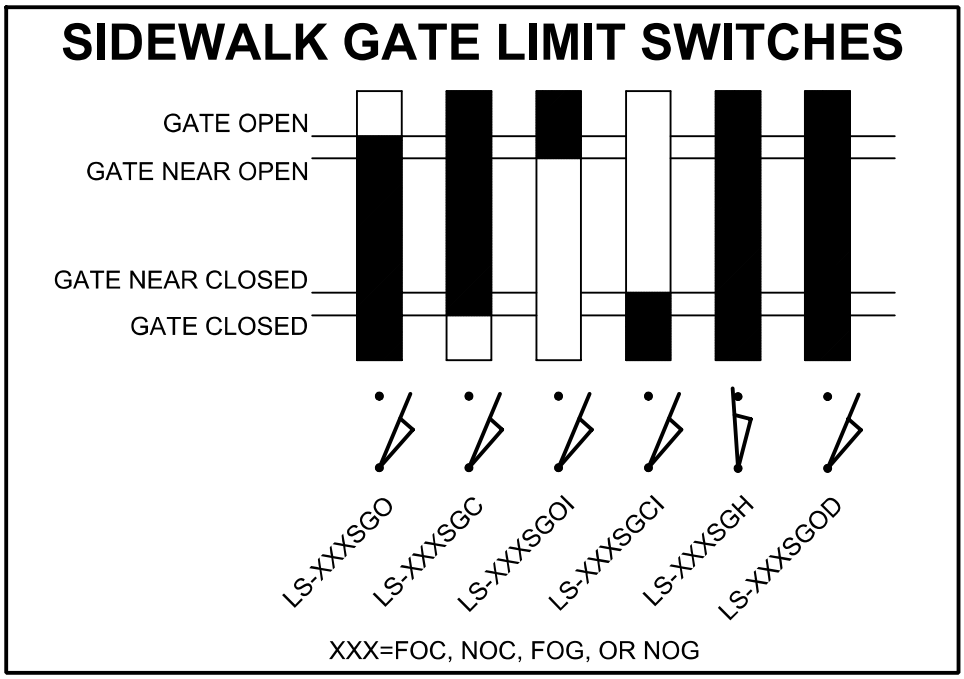

SIDEWALK GATES LIMIT SWITCHES (If Present)

LS-FOCSGO	Far On-Coming Sidewalk Gate Open	NOHC (Opens to stop motion when SG is open.)
LS-FOCSGOI	Far On-Coming Sidewalk Gate Open Interlock	NO (Closes to enable Sidewalk Gate Open interlock.)
LS-FOCSGC	Far On-Coming Sidewalk Gate Closed	NOHC (Opens to stop motion when SG is closed.)
LS-FOCSGCI	Far On-Coming Sidewalk Gate Closed Interlock	NO (Closes to enable Sidewalk Gate Closed interlock.)
LS-FOCSGH	Far On-Coming Sidewalk Gate Handcrank inserted (If used.)	NC (Opens to alarm. Does not allow operation of gate operator when open.)
LS-FOCSGOD	Far On-Coming Sidewalk Gate Operator Door open	NOHC (Opens to alarm. Does not allow operation of gate operator when open.)
LS-NOCSGO	Near On-Coming Sidewalk Gate Open	NOHC (Opens to stop motion when SG is open.)
LS-NOCSGOI	Near On-Coming Sidewalk Gate Open Interlock	NO (Closes to enable Sidewalk Gate Open interlock.)
LS-NOCSGC	Near On-Coming Sidewalk Gate Closed	NOHC (Opens to stop motion when SG is closed.)

SIDEWALK GATES LIMIT SWITCHES (If Present)

LS-NOCSGCI	Near On-Coming Sidewalk Gate Closed Interlock	NO (Closes to enable Sidewalk Gate Closed interlock.)
LS-NOCSGH	Near On-Coming Sidewalk Gate Handcrank inserted (if used.)	NC (Opens to alarm. Does not allow operation of gate operator when open.)
LS-NOCSGOD	Near On-Coming Sidewalk Gate Operator Door open	NOHC (Opens to alarm. Does not allow operation of gate operator when open.)
LS-FOGSGO	Far Off-Going Sidewalk Gate Open	NOHC (Opens to stop motion when SG is open.)
LS-FOGSGOI	Far Off-Going Sidewalk Gate Open Interlock	NO (Closes to enable Sidewalk Gate Open interlock.)
LS-FOGSGC	Far Off-Going Sidewalk Gate Closed	NOHC (Opens to stop motion when SG is closed.)
LS-FOGSGCI	Far Off-Going Sidewalk Gate Closed Interlock	NO (Closes to enable Sidewalk Gate Closed interlock.)
LS-FOGSGH	Far Off-Going Sidewalk Gate Handcrank inserted (If used.)	NC (Opens to alarm. Does not allow operation of gate operator when open.)
LS-FOGSGOD	Far Off-Going Sidewalk Gate Operator Door open	NOHC (Opens to alarm. Does not allow operation of gate operator when open.)
LS-NOGSGO	Near Off-Going Sidewalk Gate Open	NOHC (Opens to stop motion when SG is up.)
LS-NOGSGOI	Near Off-Going Sidewalk Gate Open Interlock	NO (Closes to enable Sidewalk Gate Open interlock.)
LS-NOGSGC	Near Off-Going Sidewalk Gate Closed	NOHC (Opens to stop motion when SG is down.)
LS-NOGSGCI	Near Off-Going Sidewalk Gate Closed Interlock	NO (Closes to enable Sidewalk Gate Closed interlock.)
LS-NOGSGH	Near Off-Going Sidewalk Gate Handcrank inserted (if used.)	NC (Opens to alarm. Does not allow operation of gate operator when open.)
LS-NOGSGOD	Near Off-Going Sidewalk Gate Operator Door open	NOHC (Opens to alarm. Does not allow operation of gate operator when open.)

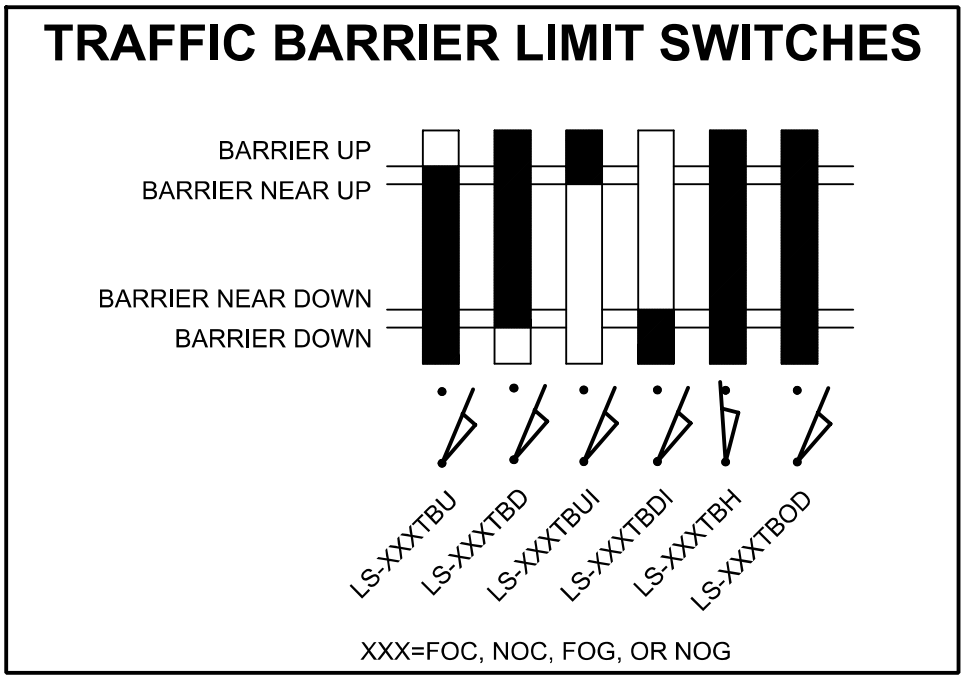

TRAFFIC BARRIER GATES LIMIT SWITCHES (If Present)

LS-FOCTBU	Far On-Coming Traffic Barrier gate Up	NOHC (Opens to stop barrier arm motion when arm is up.)
LS-FOCTBUI	Far On-Coming Traffic Barrier gate Up Interlock	NO (Closes to enable Traffic Barrier Up interlock.)
LS-FOCTBD	Far On-Coming Traffic Barrier gate Down	NOHC (Opens to stop barrier arm when arm is down.)
LS-FOCTBDI	Far On-Coming Traffic Barrier gate Down Interlock	NO (Closes to enable Traffic Barrier Down interlock.)
LS-FOCTBH	Far On-Coming Traffic Barrier Gate Handcrank inserted (if used.)	NC (Opens to alarm. Does not allow operation of barrier operator when open.)
LS-FOCTBOD	Far On-Coming Traffic Barrier Operator Door open	NOHC (Opens to alarm. Does not allow operation of barrier operator when open.)
LS-NOCTBU	Near On-Coming Traffic Barrier gate Up	NOHC (Opens to stop barrier arm motion when arm is up.)
LS-NOCTBUI	Near On-Coming Traffic Barrier gate Up Interlock	NO (Closes to enable Traffic Barrier Open interlock.)
LS-NOCTBD	Near On-Coming Traffic Barrier gate Down	NOHC (Opens to stop barrier arm motion when arm is closed.)

TRAFFIC BARRIER GATES LIMIT SWITCHES (If Present)

LS-NOCTBDI	Near On-Coming Traffic Barrier gate Down Interlock	NO (Closes to enable Traffic Barrier Down interlock.)
LS-NOCTBH	Near On-Coming Traffic Barrier Gate Handcrank inserted (if used.)	NC (Opens to alarm. Does not allow operation of gate operator when open.)
LS-NOCTBOD	Near On-Coming Traffic Barrier Operator Door open	NOHC (Opens to alarm. Does not allow operation of gate operator when open.)
LS-FOGTBU	Far Off-Going Traffic Barrier gate Up	NOHC (Opens to stop barrier arm motion when arm is up.)
LS-FOGTBUI	Far Off-Going Traffic Barrier gate Up Interlock	NO (Closes to enable Traffic Barrier Up interlock.)
LS-FOGTBD	Far Off-Going Traffic Barrier gate Down	NOHC (Opens to stop barrier arm motion when arm is down.)
LS-FOGTBDI	Far Off-Going Traffic Barrier gate Down Interlock	NO (Closes to enable Traffic Barrier Down interlock.)
LS-FOGTBH	Far Off-Going Traffic Barrier Gate Handcrank inserted (if used.)	NC (Opens to alarm. Does not allow operation of gate operator when open.)
LS-FOGTBOD	Far Off-Going Traffic Barrier Operator Door open	NOHC (Opens to alarm. Does not allow operation of gate operator when open.)
LS-NOGTBU	Near Off-Going Traffic Barrier gate Up	NOHC (Opens to stop barrier arm motion when arm is up.)
LS-NOGTBUI	Near Off-Going Traffic Barrier gate Up Interlock	NO (Closes to enable Traffic Barrier Up interlock.)
LS-NOGTBD	Near Off-Going Traffic Barrier gate Down	NOHC (Opens to stop barrier arm motion when arm is down.)
LS-NOGTBDI	Near Off-Going Traffic Barrier gate Down Interlock	NO (Closes to enable Traffic Barrier Down interlock.)
LS-NOGTBH	Near Off-Going Traffic Barrier Gate Handcrank inserted (if used.)	NC (Opens to alarm. Does not allow operation of gate operator when open.)
LS-NOGTBOD	Near Off-Going Traffic Barrier Operator Door open	NOHC (Opens to alarm. Does not allow operation of gate operator when open.)

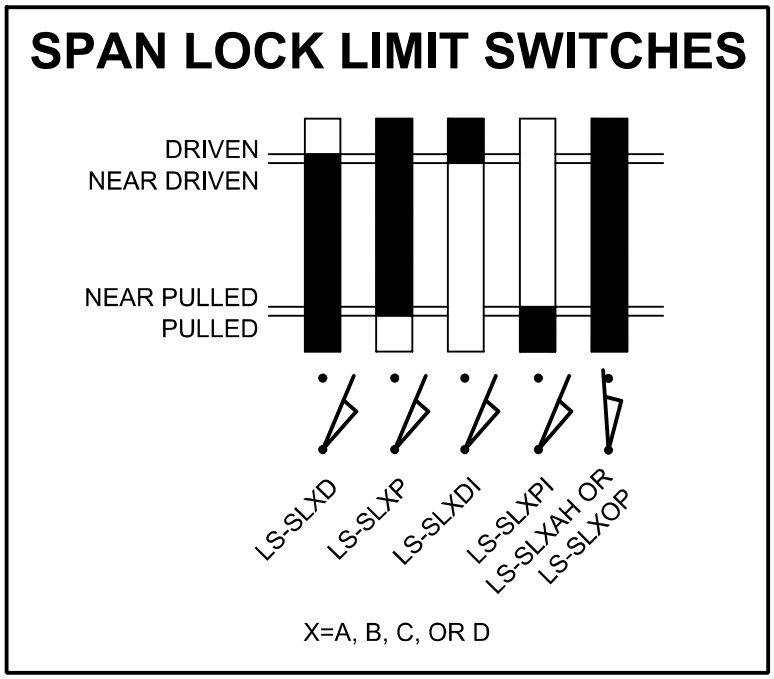

SPAN LOCKS LIMIT SWITCHES

LS-SLAD	Span Lock A Driven	NOHC (Opens to stop motion when lock is driven.)
LS-SLADI	Span Lock A Driven Interlock	NO (Closes to enable Locks Driven interlock.)
LS-SLAP	Span Lock A Pulled	NOHC (Opens to stop motion when lock is pulled.)
LS-SLAPI	Span Lock A Pulled Interlock	NO (Closes to enable Span Locks Pulled interlock.)
LS-SLAH or LS-SLAOP	Span Lock A Handcrank inserted or Over Pressure switch	NC (Opens to alarm. Does not allow operation of lock operator when open.)
LS-SLBD	Span Lock B Driven	NOHC (Opens to stop motion when lock is driven.)
LS-SLBDI	Span Lock B Driven Interlock	NO (Closes to enable Locks Driven interlock.)
LS-SLBP	Span Lock B Pulled	NOHC (Opens to stop motion when lock is pulled.)
LS-SLBPI	Span Lock B Pulled Interlock	NO (Closes to enable Span Locks Pulled interlock.)

SPAN LOCKS LIMIT SWITCHES

LS-SLBH or LS-SLBOP	Span Lock B Handcrank inserted or Over Pressure switch	NC (Opens to alarm. Does not allow operation of lock operator when open.)
LS-SLCD	Span Lock C Driven	NOHC (Opens to stop motion when lock is driven.)
LS-SLBDI	Span Lock C Driven Interlock	NO (Closes to enable Locks Driven interlock.)
LS-SLBP	Span Lock C Pulled	NOHC (Opens to stop motion when lock is pulled.)
LS-SLBPI	Span Lock C Pulled Interlock	NO (Closes to enable Span Locks Pulled interlock.)
LS-SLBH or LS-SLBOP	Span Lock C Handcrank inserted or Over Pressure switch	NC (Opens to alarm. Does not allow operation of lock operator when open.)
LS-SLDD	Span Lock D Driven	NOHC (Opens to stop motion when lock is driven.)
LS-SLDDI	Span Lock D Driven Interlock	NO (Closes to enable Locks Driven interlock.)
LS-SLDP	Span Lock D Pulled	NOHC (Opens to stop motion when lock is pulled.)
LS-SLDPI	Span Lock D Pulled Interlock	NO (Closes to enable Span Locks Pulled interlock.)
LS-SLDH or LS-SLDOP	Span Lock D Handcrank inserted or Over Pressure switch	NC (Opens to alarm. Does not allow operation of lock operator when open.)



LEAF LIMIT SWITCHES

LS-FOFS	Far Opposite bascule leaf Fully Seated switch	NO (Closes when leaf is on live load shoes to enable LEAF CLOSED interlock.)
LS-FOFC	Far Opposite bascule leaf Fully Closed switch	NOHC (Held closed by leaf. Opens to signal drive to go to 0 speed (remove direction command)(Closing Cycle).)
LS-FONCA	Far Opposite bascule leaf Near Closed switch “A”	NOHC (Held closed by leaf. Opens to signal drive to go to creep speed (Closing Cycle).)
LS-FONCB	Far Opposite bascule leaf Near Closed switch “B”	NOHC (Held closed by leaf. Opens to signal drive to go to creep speed (Closing Cycle).)

LEAF LIMIT SWITCHES

LS-FONOA	Far Opposite bascule leaf Near Open switch “A”	NOHC (Held closed by leaf. Opens to signal drive to go to creep speed (Opening Cycle).)
LS-FONOB	Far Opposite bascule leaf Near Open switch “B”	NOHC (Held closed by leaf. Opens to signal drive to go to creep speed (Opening Cycle).)
LS-FOFO	Far Opposite bascule leaf Fully Open switch	NOHC (Held closed by leaf. Opens to signal drive to go to 0 speed (remove direction command)(Opening Cycle).)
LS-FAFS	Far Adjacent bascule leaf Fully Seated switch	NO (Closes when leaf is on live load shoes to enable LEAF CLOSED interlock.)
LS-FAFC	Far Adjacent bascule leaf FULLY CLOSED Switch	NOHC (Held closed by leaf. Opens to signal drive to go to 0 speed (remove direction command)(Closing Cycle).)
LS-FANCA	Far Adjacent bascule leaf NEAR CLOSED switch “A”	NOHC (Held closed by leaf. Opens to signal drive to go to creep speed (Closing Cycle).)
LS-FANCB	Far Adjacent bascule leaf NEAR CLOSED switch “B”	NOHC (Held closed by leaf. Opens to signal drive to go to creep speed (Closing Cycle).)
LS-FANOA	Far Adjacent bascule leaf NEAR OPEN switch “A”	NOHC (Held closed by leaf. Opens to signal drive to go to creep speed (Opening Cycle).)
LS-FANOB	Far Adjacent bascule leaf NEAR OPEN switch “B”	NOHC (Held closed by leaf. Opens to signal drive to go to creep speed (Opening Cycle).)
LS-FAFO	Far Adjacent bascule leaf FULLY OPEN switch	NOHC (Held closed by leaf. Opens to signal drive to go to 0 speed (remove direction command)(Opening Cycle).)
LS-NOFS	Near Opposite bascule leaf Fully Seated switch	NO (Closes when leaf is on live load shoes to enable LEAF CLOSED interlock.)
LS-NOFC	Near Opposite bascule leaf Fully Closed switch	NOHC (Held closed by leaf. Opens to signal drive to go to 0 speed (remove direction command)(Closing Cycle).)

LEAF LIMIT SWITCHES

LS-NONCA	Near Opposite bascule leaf Near Closed switch “A”	NOHC (Held closed by leaf. Opens to signal drive to go to creep speed (Closing Cycle).)
LS-NONCB	Near Opposite bascule leaf Near Closed switch “B”	NOHC (Held closed by leaf. Opens to signal drive to go to creep speed (Closing Cycle).)
LS-NONOA	Near Opposite bascule leaf Near Open switch “A"	NOHC (Held closed by leaf. Opens to signal drive to go to creep speed (Opening Cycle).)
LS-NONOB	Near Opposite bascule leaf Near Open switch "B"	NOHC (Held closed by leaf. Opens to signal drive to go to creep speed (Opening Cycle).)
LS-NOFO	Near Opposite bascule leaf Fully Open switch	NOHC (Held closed by leaf. Opens to signal drive to go to 0 speed (remove direction command)(Opening Cycle).)
LS-NAFS	Near Adjacent bascule leaf Fully Seated switch	NO (Closes when leaf is on live load shoes to enable LEAF CLOSED interlock.)
LS-NAFC	Near Adjacent bascule leaf Fully Closed switch	NOHC (Held closed by leaf. Opens to signal drive to go to 0 speed (remove direction command)(Closing Cycle).)
LS-NANCA	Near Adjacent bascule leaf Near Closed switch "A"	NOHC (Held closed by leaf. Opens to signal drive to go to creep speed (Closing Cycle).)
LS-NONCB	Near Opposite bascule leaf Near Closed switch "B"	NOHC (Held closed by leaf. Opens to signal drive to go to creep speed (Closing Cycle).)
LS-NONOA	Near Opposite bascule leaf Near Open switch "A"	NOHC (Held closed by leaf. Opens to signal drive to go to creep speed (Opening Cycle).)
LS-NONOB	Near Opposite bascule leaf Near Open switch "B"	NOHC (Held closed by leaf. Opens to signal drive to go to creep speed (Opening Cycle).)
LS-NOFO	Near Opposite bascule leaf Fully Open switch	NOHC (Held closed by leaf. Opens to signal drive to go to 0 speed (remove direction command)(Opening Cycle).)

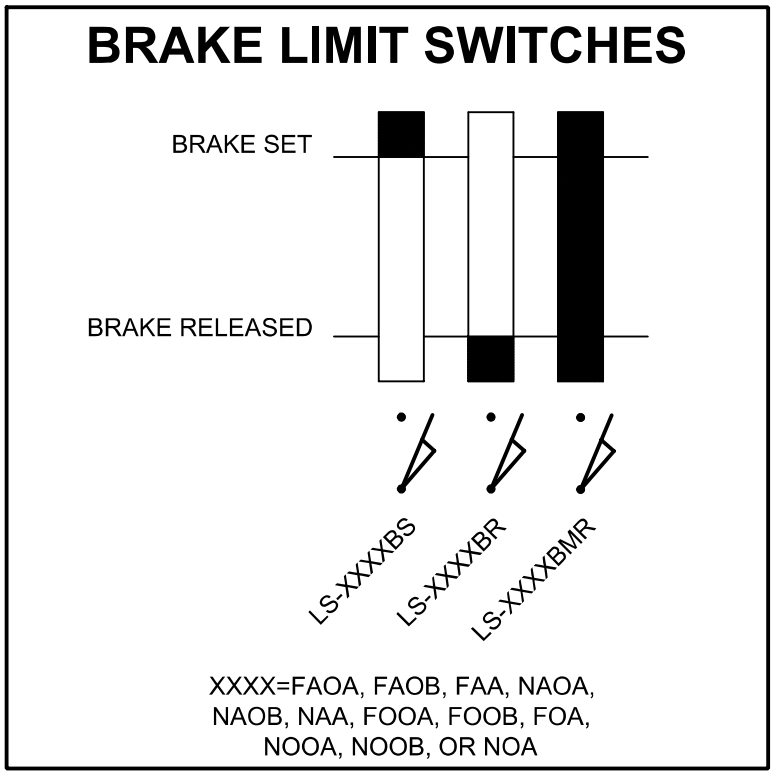

BRAKE LIMIT SWITCHES

LS-FAOABR	Far Adjacent mOtor A Brake Released	NO (Closes to indicate brake released.)
LS-FAOABMR	Far Adjacent mOtor A Brake Manually Released	NOHC (Opens to indicate brake manually released. Does not allow operation of drive when open.)
LS-FAOABS	Far Adjacent mOtor A Brake Set	NO (Closes to indicate brake set.)
LS-FAOBBR	Far Adjacent mOtor B Brake Released	NO (Closes to indicate brake released.)
LS-FAOBBMR	Far Adjacent mOtor B Brake Manually Released	NOHC (Opens to indicate brake manually released. Does not allow operation of drive when open.)
LS-FAOBBS	Far Adjacent mOtor B Brake Set Limit Switch	NO (Closes to indicate brake set.)
LS-FAAAR	Far Adjacent mAchinery brake A Released	NO (Closes to indicate brake released.)
LS-FAAAMR	Far Adjacent mAchinery brake A Manually Released	NOHC (Opens to indicate brake manually released. Does not allow operation of drive when open.)

BRAKE LIMIT SWITCHES

LS-FAAAS	Far Adjacent mAchinery brake A Set	NO (Closes to indicate brake set.)
LS-FAABR	Far Adjacent mAchinery brake B Released	NO (Closes to indicate brake released.)
LS-FAABMR	Far Adjacent mAchinery brake B Manually Released	NOHC (Opens to indicate brake manually released. Does not allow operation of drive when open.)
LS-FAABS	Far Adjacent mAchinery brake B Set	NO (Closes to indicate brake set.)
LS-NAOABR	Near Adjacent mOtor A Brake Released	NO (Closes to indicate brake released.)
LS-NAOABMR	Near Adjacent mOtor A Brake Manually Released	NOHC (Opens to indicate brake manually released. Does not allow operation of drive when open.)
LS-NAOABS	Near Adjacent mOtor A Brake Set	NO (Closes to indicate brake set.)
LS-NAOBBR	Near Adjacent mOtor B Brake Released	NO (Closes to indicate brake released.)
LS-NAOBBMR	Near Adjacent mOtor B Brake Manually Released	NOHC (Opens to indicate brake manually released. Does not allow operation of drive when open.)
LS-NAOBBS	Near Adjacent mOtor B Brake Set	NO (Closes to indicate brake set.)
LS-NAAAR	Near Adjacent mAchinery brake A Released	NO (Closes to indicate brake released.)
LS-NAAAMR	Near Adjacent mAchinery brake A Manually Released	NOHC (Opens to indicate brake manually released. Does not allow operation of drive when open.)
LS-NAAAS	Near Adjacent mAchinery brake A Set	NO (Closes to indicate brake set.)
LS-NAABR	Near Adjacent mAchinery brake B Released	NO (Closes to indicate brake released.)
LS-NAABMR	Near Adjacent mAchinery brake B Manually Released	NOHC (Opens to indicate brake manually released. Does not allow operation of drive when open.)
LS-NAABS	Near Adjacent mAchinery brake B Set	NO (Closes to indicate brake set.)
LS-FOOABR	Far Opposite mOtor A Brake Released	NO (Closes to indicate brake released.)

BRAKE LIMIT SWITCHES

LS-FOOABMR	Far Opposite mOtor A Brake Manually Released	NOHC (Opens to indicate brake manually released. Does not allow operation of drive when open.)
LS-FOOABS	Far Opposite mOtor A Brake Set	NO (Closes to indicate brake set.)
LS-FOOBBR	Far Opposite mOtor B Brake Released	NO (Closes to indicate brake released.)
LS-FOOBBMR	Far Opposite mOtor B Brake Manually Released	NOHC (Opens to indicate brake manually released. Does not allow operation of drive when open.)
LS-FOOBBS	Far Opposite mOtor B Brake Set	NO (Closes to indicate brake set.)
LS-FOAAR	Far Opposite mAchinery brake A Released	NO (Closes to indicate brake released.)
LS-FOAAMR	Far Opposite mAchinery brake A Manually Released	NOHC (Opens to indicate brake manually released. Does not allow operation of drive when open.)
LS-FOAAS	Far Opposite mAchinery brake A Set	NO (Closes to indicate brake set.)
LS-FOABR	Far Opposite mAchinery brake B Released	NO (Closes to indicate brake released.)
LS-FOABMR	Far Opposite mAchinery brake B Manually Released	NOHC (Opens to indicate brake manually released. Does not allow operation of drive when open.)
LS-FOABS	Far Opposite mAchinery brake B Set	NO (Closes to indicate brake set.)
LS-NOOABR	Near Opposite mOtor A Brake Released	NO (Closes to indicate brake released.)
LS-NOOABMR	Near Opposite mOtor A Brake Manually Released	NOHC (Opens to indicate brake manually released. Does not allow operation of drive when open.)
LS-NOOABS	Near Opposite mOtor A Brake Set	NO (Closes to indicate brake set.)
LS-NOOBBR	Near Opposite mOtor B Brake Released	NO (Closes to indicate brake released.)
LS-NOOBBMR	Near Opposite mOtor B Brake Manually Released	NOHC (Opens to indicate brake manually released. Does not allow operation of drive when open.)
LS-NOOBBS	Near Opposite mOtor B Brake Set	NO (Closes to indicate brake set.)
LS-NOAAR	Near Opposite mAchinery brake A Released	NO (Closes to indicate brake released.)

BRAKE LIMIT SWITCHES

LS-NOAAMR	Near Opposite mAchinery brake A Manually Released	NOHC (Opens to indicate brake manually released. Does not allow operation of drive when open.)
LS-NOAAS	Near Opposite mAchinery brake A Set	NO (Closes to indicate brake set.)
LS-NOABR	Near Opposite mAchinery brake B Released	NO (Closes to indicate brake released.)
LS-NOABMR	Near Opposite mAchinery brake B Manually Released	NOHC (Opens to indicate brake manually released. Does not allow operation of drive when open.)
LS-NOABS	Near Opposite mAchinery brake B Set	NO (Closes to indicate brake set.)

HYDRAULIC DRIVE LIMIT SWITCHES

LS-FAPL	Far Adjacent hydraulic Pressure Low switch	NC (Opens to indicate low hydraulic pressure. Does not allow operation of hydraulic unit when open.)
LS-FAHOT	Far Adjacent High Oil Temperature switch	NC (Opens to indicate high temperature. Does not allow operation of hydraulic unit when open.)
LS-FALO	Far Adjacent Low Oil level switch	NC (Opens to indicate low oil level. Does not allow operation of hydraulic unit when open.)
LS-FAHE	Far Adjacent Heat Exchanger high temperature switch	NC (Opens to indicate high heat exchanger temperature. Does not allow operation of hydraulic unit when open.)
LS-NAPL	Near Adjacent hydraulic Pressure Low switch	NC (Opens to indicate low hydraulic pressure. Does not allow operation of hydraulic unit when open.)
LS-NAHOT	Near Adjacent High Oil Temperature switch	NC (Opens to indicate high temperature. Does not allow operation of hydraulic unit when open.)
LS-NALO	Near Adjacent Low Oil level switch	NC (Opens to indicate low oil level. Does not allow operation of hydraulic unit when open.)
LS-NAHE	Near Adjacent Low Oil level switch	NC (Opens to indicate low oil level. Does not allow operation of hydraulic unit when open.)
LS-NAHE	Near Adjacent Heat Exchanger high temperature switch	NC (Opens to indicate high heat exchanger temperature. Does not allow operation of hydraulic unit when open.)
LS-FOHE	Far Opposite Heat Exchanger high temperature switch	NC (Opens to indicate high heat exchanger temperature. Does not allow operation of hydraulic unit when open.)
LS-FOHOT	Far Opposite High Oil Temperature switch	NC (Opens to indicate high temperature. Does not allow operation of hydraulic unit when open.)

HYDRAULIC DRIVE LIMIT SWITCHES

LS-FOLO	Far Opposite Low Oil level switch	NC (Opens to indicate low oil level. Does not allow operation of hydraulic unit when open.)
LS-FOHE	Far Opposite Heat Exchanger high temperature switch	NC (Opens to indicate high heat exchanger temperature. Does not allow operation of hydraulic unit when open.)
LS-NOPL	Near Opposite hydraulic Pressure Low switch	NC (Opens to indicate low hydraulic pressure. Does not allow operation of hydraulic unit when open.)
LS-NOHOT	Near Opposite High Oil Temperature switch	NC (Opens to indicate high temperature. Does not allow operation of hydraulic unit when open.)
LS-NOLO	Near Opposite Low Oil level switch	NC (Opens to indicate low oil level. Does not allow operation of hydraulic unit when open.)
LS-NOHE	Near Opposite Heat Exchanger high temperature switch	NC (Opens to indicate high heat exchanger temperature. Does not allow operation of hydraulic unit when open.)

AUXILIARY DRIVE LIMIT SWITCHES

LS-FAADC	Far Adjacent Auxiliary Drive Coupled switch	NC (Opens when auxiliary or manual drive is coupled to bridge drive. Does not allow operation of main drive when OPEN.)
LS-NAADC	Near Adjacent Auxiliary Drive Coupled switch	NC (Opens when auxiliary or manual drive is coupled to bridge drive. Does not allow operation of main drive when OPEN.)
LS-FOADC	Far Opposite Auxiliary Drive Coupled Switch	NC (Opens when auxiliary or manual drive is coupled to bridge drive. Does not allow operation of main drive when OPEN.)
LS-NOADC	Near Opposite Auxiliary Drive Coupled switch	NC (Opens when auxiliary or manual drive is coupled to bridge drive. Does not allow operation of main drive when OPEN.)