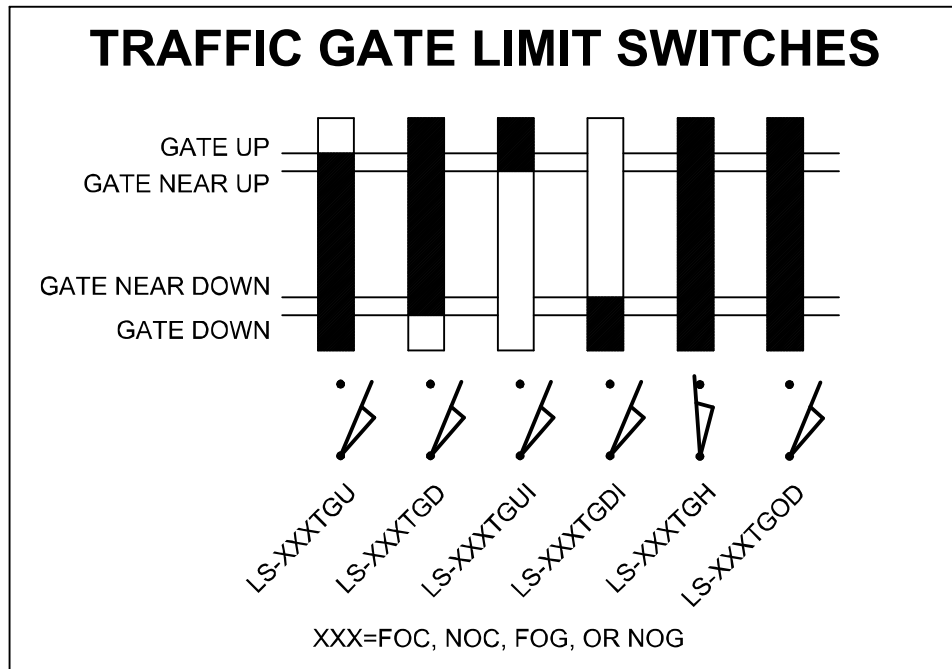


LIMIT SWITCHES

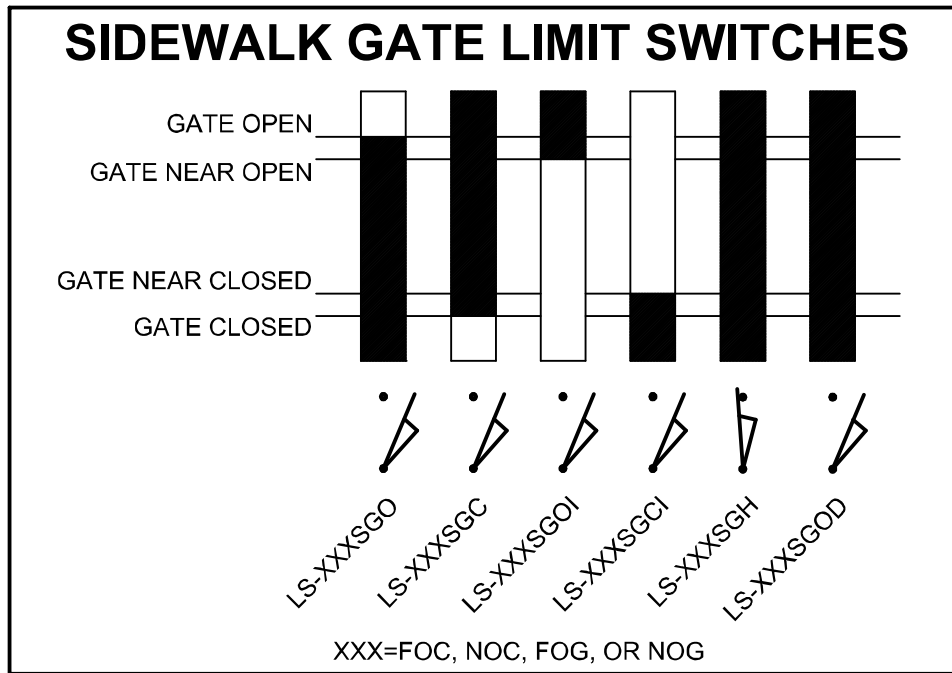


TRAFFIC GATE LIMIT SWITCHES

LS-FOCTGU	<u>F</u> ar <u>O</u> n- <u>C</u> oming <u>T</u> raffic <u>G</u> ate <u>U</u> p	NOHC (Opens to stop gate arm motion when arm is up.)
LS-FOCTGUI	<u>F</u> ar <u>O</u> n- <u>C</u> oming <u>T</u> raffic <u>G</u> ate <u>U</u> p <u>I</u> nterlock	NO (Closes to enable Traffic Gate Up interlock.)
LS-FOCTGD	<u>F</u> ar <u>O</u> n- <u>C</u> oming <u>T</u> raffic <u>G</u> ate <u>D</u> own	NOHC (Opens to stop gate arm motion when arm is down.)
LS-FOCTGDI	<u>F</u> ar <u>O</u> n- <u>C</u> oming <u>T</u> raffic <u>G</u> ate <u>D</u> own <u>I</u> nterlock	NO (Closes to enable Traffic Gate Down interlock.)
LS-FOCTGH	<u>F</u> ar <u>O</u> n- <u>C</u> oming <u>T</u> raffic <u>G</u> ate <u>H</u> andcrank inserted (If used.)	NC (Opens to alarm. Does not allow operation of gate operator when open.)
LS-FOCTGOD	<u>F</u> ar <u>O</u> n- <u>C</u> oming <u>T</u> raffic <u>G</u> ate <u>O</u> perator <u>D</u> oor open	NOHC (Opens to alarm. Does not allow operation of gate operator when open.)
LS-NOCTGU	<u>N</u> ear <u>O</u> n- <u>C</u> oming <u>T</u> raffic <u>G</u> ate <u>U</u> p	NOHC (Opens to stop gate arm motion when arm is up.)
LS-NOCTGUI	<u>N</u> ear <u>O</u> n- <u>C</u> oming <u>T</u> raffic <u>G</u> ate <u>U</u> p <u>I</u> nterlock	NO (Closes to enable Traffic Gate Up interlock.)
LS-NOCTGD	<u>N</u> ear <u>O</u> n- <u>C</u> oming <u>T</u> raffic <u>G</u> ate <u>D</u> own	NOHC (Opens to stop gate arm motion when arm is down.)

TRAFFIC GATE LIMIT SWITCHES

LS-NOCTGDI	<u>N</u> ear <u>O</u> n- <u>C</u> oming <u>T</u> raffic <u>G</u> ate <u>D</u> own <u>I</u> nterlock	NO (Closes to enable Traffic Gate Down interlock.)
LS-NOCTGH	<u>N</u> ear <u>O</u> n- <u>C</u> oming <u>T</u> raffic <u>G</u> ate <u>H</u> andcrank inserted (If used.)	NC (Opens to alarm. Does not allow operation of gate operator when open.)
LS-NOCTGOD	<u>N</u> ear <u>O</u> n- <u>C</u> oming <u>T</u> raffic <u>G</u> ate <u>O</u> perator <u>D</u> oor open	NOHC (Opens to alarm. Does not allow operation of gate operator when open.)
LS-FOGTGU	<u>F</u> ar <u>O</u> ff- <u>G</u> oing <u>T</u> raffic <u>G</u> ate <u>U</u> p	NOHC (Opens to stop gate arm motion when arm is up.)
LS-FOGTGUI	<u>F</u> ar <u>O</u> ff- <u>G</u> oing <u>T</u> raffic <u>G</u> ate <u>U</u> p <u>I</u> nterlock	NO (Closes to enable Traffic Gate Up interlock.)
LS-FOGTGD	<u>F</u> ar <u>O</u> ff- <u>G</u> oing <u>T</u> raffic <u>G</u> ate <u>D</u> own	NOHC (Opens to stop gate arm motion when arm is down.)
LS-FOGTGDI	<u>F</u> ar <u>O</u> ff- <u>G</u> oing <u>T</u> raffic <u>G</u> ate <u>D</u> own <u>I</u> nterlock	NO (Closes to enable Traffic Gate Down interlock.)
LS-FOGTGH	<u>F</u> ar <u>O</u> ff- <u>G</u> oing <u>T</u> raffic <u>G</u> ate <u>H</u> andcrank inserted (If used.)	NC (Opens to alarm. Does not allow operation of gate operator when open.)
LS-FOGTGOD	<u>F</u> ar <u>O</u> ff- <u>G</u> oing <u>T</u> raffic <u>G</u> ate <u>O</u> perator <u>D</u> oor open	NOHC (Opens to alarm. Does not allow operation of gate operator when open.)
LS-NOGTGU	<u>N</u> ear <u>O</u> ff- <u>G</u> oing <u>T</u> raffic <u>G</u> ate <u>U</u> p	NOHC (Opens to stop gate arm motion when arm is up.)
LS-NOGTGUI	<u>N</u> ear <u>O</u> ff- <u>G</u> oing <u>T</u> raffic <u>G</u> ate <u>U</u> p <u>I</u> nterlock	NO (Closes to enable Traffic Gate Up interlock.)
LS-NOGTGD	<u>N</u> ear <u>O</u> ff- <u>G</u> oing <u>T</u> raffic <u>G</u> ate <u>D</u> own	NOHC (Opens to stop gate arm motion when arm is down.)
LS-NOGTGDI	<u>N</u> ear <u>O</u> ff- <u>G</u> oing <u>T</u> raffic <u>G</u> ate <u>D</u> own <u>I</u> nterlock	NO (Closes to enable Traffic Gate Down interlock.)
LS-NOGTGH	<u>N</u> ear <u>O</u> ff- <u>G</u> oing <u>T</u> raffic <u>G</u> ate <u>H</u> andcrank inserted (If used.)	NC (Opens to alarm. Does not allow operation of gate operator when open.)
LS-NOGTGOD	<u>N</u> ear <u>O</u> ff- <u>G</u> oing <u>T</u> raffic <u>G</u> ate <u>O</u> perator <u>D</u> oor open	NOHC (Opens to alarm. Does not allow operation of gate operator when open.)

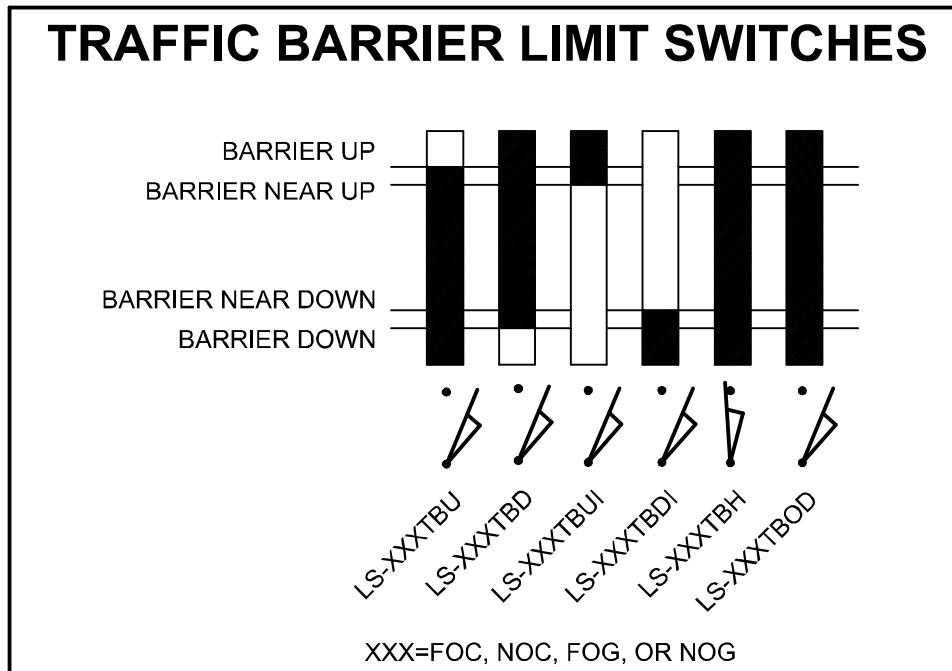


SIDEWALK GATES LIMIT SWITCHES (If Present)

LS-FOCSGO	<u>F</u> ar <u>O</u> n- <u>C</u> oming <u>S</u> idewalk <u>G</u> ate <u>O</u> pen	NOHC (Opens to stop motion when SG is open.)
LS-FOCSGOI	<u>F</u> ar <u>O</u> n- <u>C</u> oming <u>S</u> idewalk <u>G</u> ate <u>O</u> pen <u>I</u> nterlock	NO (Closes to enable Sidewalk Gate Open interlock.)
LS-FOCSGC	<u>F</u> ar <u>O</u> n- <u>C</u> oming <u>S</u> idewalk <u>G</u> ate <u>C</u> losed	NOHC (Opens to stop motion when SG is closed.)
LS-FOCSGCI	<u>F</u> ar <u>O</u> n- <u>C</u> oming <u>S</u> idewalk <u>G</u> ate <u>C</u> losed <u>I</u> nterlock	NO (Closes to enable Sidewalk Gate Closed interlock.)
LS-FOCSGH	<u>F</u> ar <u>O</u> n- <u>C</u> oming <u>S</u> idewalk <u>G</u> ate <u>H</u> andcrank inserted (If used.)	NC (Opens to alarm. Does not allow operation of gate operator when open.)
LS-FOCSGOD	<u>F</u> ar <u>O</u> n- <u>C</u> oming <u>S</u> idewalk <u>G</u> ate <u>O</u> perator <u>D</u> oor open	NOHC (Opens to alarm. Does not allow operation of gate operator when open.)
LS-NOCSGO	<u>N</u> ear <u>O</u> n- <u>C</u> oming <u>S</u> idewalk <u>G</u> ate <u>O</u> pen	NOHC (Opens to stop motion when SG is open.)
LS-NOCSGOI	<u>N</u> ear <u>O</u> n- <u>C</u> oming <u>S</u> idewalk <u>G</u> ate <u>O</u> pen <u>I</u> nterlock	NO (Closes to enable Sidewalk Gate Open interlock.)
LS-NOCSGC	<u>N</u> ear <u>O</u> n- <u>C</u> oming <u>S</u> idewalk <u>G</u> ate <u>C</u> losed	NOHC (Opens to stop motion when SG is closed.)

SIDEWALK GATES LIMIT SWITCHES (If Present)

LS-NOCSGCI	<u>N</u> ear <u>O</u> n- <u>C</u> oming <u>S</u> idewalk <u>G</u> ate <u>C</u> losed <u>I</u> nterlock	NO (Closes to enable Sidewalk Gate Closed interlock.)
LS-NOCSGH	<u>N</u> ear <u>O</u> n- <u>C</u> oming <u>S</u> idewalk <u>G</u> ate <u>H</u> andcrank inserted (if used.)	NC (Opens to alarm. Does not allow operation of gate operator when open.)
LS-NOCSGOD	<u>N</u> ear <u>O</u> n- <u>C</u> oming <u>S</u> idewalk <u>G</u> ate <u>O</u> perator <u>D</u> oor open	NOHC (Opens to alarm. Does not allow operation of gate operator when open.)
LS-FOGSGO	<u>F</u> ar <u>O</u> ff- <u>G</u> oing <u>S</u> idewalk <u>G</u> ate <u>O</u> pen	NOHC (Opens to stop motion when SG is open.)
LS-FOGSGOI	<u>F</u> ar <u>O</u> ff- <u>G</u> oing <u>S</u> idewalk <u>G</u> ate <u>O</u> pen <u>I</u> nterlock	NO (Closes to enable Sidewalk Gate Open interlock.)
LS-FOGSGC	<u>F</u> ar <u>O</u> ff- <u>G</u> oing <u>S</u> idewalk <u>G</u> ate <u>C</u> losed	NOHC (Opens to stop motion when SG is closed.)
LS-FOGSGCI	<u>F</u> ar <u>O</u> ff- <u>G</u> oing <u>S</u> idewalk <u>G</u> ate <u>C</u> losed <u>I</u> nterlock	NO (Closes to enable Sidewalk Gate Closed interlock.)
LS-FOGSGH	<u>F</u> ar <u>O</u> ff- <u>G</u> oing <u>S</u> idewalk <u>G</u> ate <u>H</u> andcrank inserted (If used.)	NC (Opens to alarm. Does not allow operation of gate operator when open.)
LS-FOGSGOD	<u>F</u> ar <u>O</u> ff- <u>G</u> oing <u>S</u> idewalk <u>G</u> ate <u>O</u> perator <u>D</u> oor open	NOHC (Opens to alarm. Does not allow operation of gate operator when open.)
LS-NOGSGO	<u>N</u> ear <u>O</u> ff- <u>G</u> oing <u>S</u> idewalk <u>G</u> ate <u>O</u> pen	NOHC (Opens to stop motion when SG is up.)
LS-NOGSGOI	<u>N</u> ear <u>O</u> ff- <u>G</u> oing <u>S</u> idewalk <u>G</u> ate <u>O</u> pen <u>I</u> nterlock	NO (Closes to enable Sidewalk Gate Open interlock.)
LS-NOGSGC	<u>N</u> ear <u>O</u> ff- <u>G</u> oing <u>S</u> idewalk <u>G</u> ate <u>C</u> losed	NOHC (Opens to stop motion when SG is down.)
LS-NOGSGCI	<u>N</u> ear <u>O</u> ff- <u>G</u> oing <u>S</u> idewalk <u>G</u> ate <u>C</u> losed <u>I</u> nterlock	NO (Closes to enable Sidewalk Gate Closed interlock.)
LS-NOGSGH	<u>N</u> ear <u>O</u> ff- <u>G</u> oing <u>S</u> idewalk <u>G</u> ate <u>H</u> andcrank inserted (if used.)	NC (Opens to alarm. Does not allow operation of gate operator when open.)
LS-NOGSGOD	<u>N</u> ear <u>O</u> ff- <u>G</u> oing <u>S</u> idewalk <u>G</u> ate <u>O</u> perator <u>D</u> oor open	NOHC (Opens to alarm. Does not allow operation of gate operator when open.)

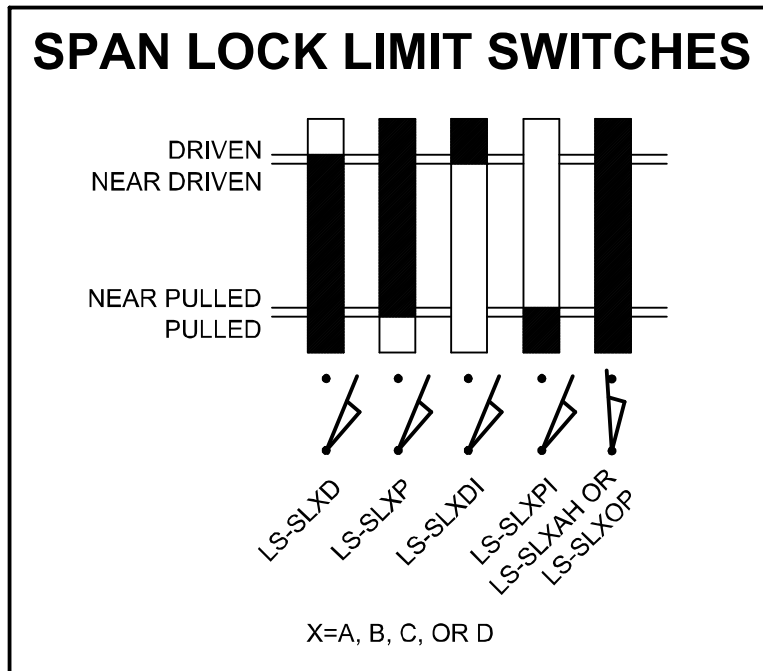


TRAFFIC BARRIER GATES LIMIT SWITCHES (If Present)

LS-FOCTBU	<u>F</u> ar <u>O</u> n- <u>C</u> oming <u>T</u> raffic <u>B</u> arrier gate <u>U</u> p	NOHC (Opens to stop barrier arm motion when arm is up.)
LS-FOCTBUI	<u>F</u> ar <u>O</u> n- <u>C</u> oming <u>T</u> raffic <u>B</u> arrier gate <u>U</u> p <u>I</u> nterlock	NO (Closes to enable Traffic Barrier Up interlock.)
LS-FOCTBD	<u>F</u> ar <u>O</u> n- <u>C</u> oming <u>T</u> raffic <u>B</u> arrier gate <u>D</u> own	NOHC (Opens to stop barrier arm when arm is down.)
LS-FOCTBDI	<u>F</u> ar <u>O</u> n- <u>C</u> oming <u>T</u> raffic <u>B</u> arrier gate <u>D</u> own <u>I</u> nterlock	NO (Closes to enable Traffic Barrier Down interlock.)
LS-FOCTBH	<u>F</u> ar <u>O</u> n- <u>C</u> oming <u>T</u> raffic <u>B</u> arrier Gate <u>H</u> andcrank inserted (if used.)	NC (Opens to alarm. Does not allow operation of barrier operator when open.)
LS-FOCTBOD	<u>F</u> ar <u>O</u> n- <u>C</u> oming <u>T</u> raffic <u>B</u> arrier <u>O</u> perator <u>D</u> oor open	NOHC (Opens to alarm. Does not allow operation of barrier operator when open.)
LS-NOCTBU	<u>N</u> ear <u>O</u> n- <u>C</u> oming <u>T</u> raffic <u>B</u> arrier gate <u>U</u> p	NOHC (Opens to stop barrier arm motion when arm is up.)
LS-NOCTBUI	<u>N</u> ear <u>O</u> n- <u>C</u> oming <u>T</u> raffic <u>B</u> arrier gate <u>U</u> p <u>I</u> nterlock	NO (Closes to enable Traffic Barrier Open interlock.)
LS-NOCTBD	<u>N</u> ear <u>O</u> n- <u>C</u> oming <u>T</u> raffic <u>B</u> arrier gate <u>D</u> own	NOHC (Opens to stop barrier arm motion when arm is closed.)

TRAFFIC BARRIER GATES LIMIT SWITCHES (If Present)

LS-NOCTBDI	<u>N</u> ear <u>O</u> n- <u>C</u> oming <u>T</u> raffic <u>B</u> arrier gate <u>D</u> own <u>I</u> nterlock	NO (Closes to enable Traffic Barrier Down interlock.)
LS-NOCTBH	<u>N</u> ear <u>O</u> n- <u>C</u> oming <u>T</u> raffic <u>B</u> arrier Gate <u>H</u> andcrank inserted (if used.)	NC (Opens to alarm. Does not allow operation of gate operator when open.)
LS-NOCTBOD	<u>N</u> ear <u>O</u> n- <u>C</u> oming <u>T</u> raffic <u>B</u> arrier <u>O</u> perator <u>D</u> oor open	NOHC (Opens to alarm. Does not allow operation of gate operator when open.)
LS-FOGTBU	<u>F</u> ar <u>O</u> ff- <u>G</u> oing <u>T</u> raffic <u>B</u> arrier gate <u>U</u> p	NOHC (Opens to stop barrier arm motion when arm is up.)
LS-FOGTBUI	<u>F</u> ar <u>O</u> ff- <u>G</u> oing <u>T</u> raffic <u>B</u> arrier gate <u>U</u> p <u>I</u> nterlock	NO (Closes to enable Traffic Barrier Up interlock.)
LS-FOGTBD	<u>F</u> ar <u>O</u> ff- <u>G</u> oing <u>T</u> raffic <u>B</u> arrier gate <u>D</u> own	NOHC (Opens to stop barrier arm motion when arm is down.)
LS-FOGTBDI	<u>F</u> ar <u>O</u> ff- <u>G</u> oing <u>T</u> raffic <u>B</u> arrier gate <u>D</u> own <u>I</u> nterlock	NO (Closes to enable Traffic Barrier Down interlock.)
LS-FOGTBH	<u>F</u> ar <u>O</u> ff- <u>G</u> oing <u>T</u> raffic <u>B</u> arrier Gate <u>H</u> andcrank inserted (if used.)	NC (Opens to alarm. Does not allow operation of gate operator when open.)
LS-FOGTBOD	<u>F</u> ar <u>O</u> ff- <u>G</u> oing <u>T</u> raffic <u>B</u> arrier <u>O</u> perator <u>D</u> oor open	NOHC (Opens to alarm. Does not allow operation of gate operator when open.)
LS-NOGTBU	<u>N</u> ear <u>O</u> ff- <u>G</u> oing <u>T</u> raffic <u>B</u> arrier gate <u>U</u> p	NOHC (Opens to stop barrier arm motion when arm is up.)
LS-NOGTBUI	<u>N</u> ear <u>O</u> ff- <u>G</u> oing <u>T</u> raffic <u>B</u> arrier gate <u>U</u> p <u>I</u> nterlock	NO (Closes to enable Traffic Barrier Up interlock.)
LS-NOGTBD	<u>N</u> ear <u>O</u> ff- <u>G</u> oing <u>T</u> raffic <u>B</u> arrier gate <u>D</u> own	NOHC (Opens to stop barrier arm motion when arm is down.)
LS-NOGTBDI	<u>N</u> ear <u>O</u> ff- <u>G</u> oing <u>T</u> raffic <u>B</u> arrier gate <u>D</u> own <u>I</u> nterlock	NO (Closes to enable Traffic Barrier Down interlock.)
LS-NOGTBH	<u>N</u> ear <u>O</u> ff- <u>G</u> oing <u>T</u> raffic <u>B</u> arrier Gate <u>H</u> andcrank inserted (if used.)	NC (Opens to alarm. Does not allow operation of gate operator when open.)
LS-NOGTBOD	<u>N</u> ear <u>O</u> ff- <u>G</u> oing <u>T</u> raffic <u>B</u> arrier <u>O</u> perator <u>D</u> oor open	NOHC (Opens to alarm. Does not allow operation of gate operator when open.)

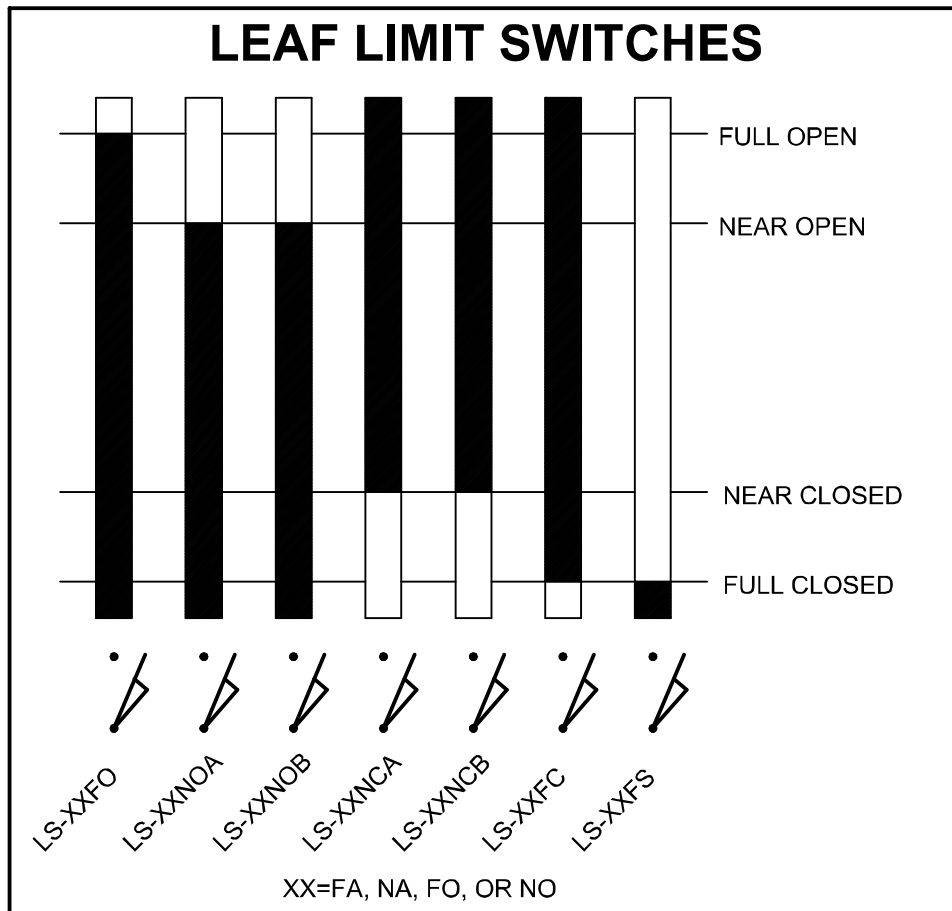


SPAN LOCKS LIMIT SWITCHES

LS-SLAD	<u>S</u> pan <u>L</u> ock <u>A</u> <u>D</u> riven	NOHC (Opens to stop motion when lock is driven.)
LS-SLADI	<u>S</u> pan <u>L</u> ock <u>A</u> <u>D</u> riven <u>I</u> nterlock	NO (Closes to enable Locks Driven interlock.)
LS-SLAP	<u>S</u> pan <u>L</u> ock <u>A</u> <u>P</u> ulled	NOHC (Opens to stop motion when lock is pulled.)
LS-SLAPI	<u>S</u> pan <u>L</u> ock <u>A</u> <u>P</u> ulled <u>I</u> nterlock	NO (Closes to enable Span Locks Pulled interlock.)
LS-SLAH or LS-SLAOP	<u>S</u> pan <u>L</u> ock <u>A</u> <u>H</u> andcrank inserted or <u>O</u> ver <u>P</u> ressure switch	NC (Opens to alarm. Does not allow operation of lock operator when open.)
LS-SLBD	<u>S</u> pan <u>L</u> ock <u>B</u> <u>D</u> riven	NOHC (Opens to stop motion when lock is driven.)
LS-SLBDI	<u>S</u> pan <u>L</u> ock <u>B</u> <u>D</u> riven <u>I</u> nterlock	NO (Closes to enable Locks Driven interlock.)
LS-SLBP	<u>S</u> pan <u>L</u> ock <u>B</u> <u>P</u> ulled	NOHC (Opens to stop motion when lock is pulled.)
LS-SLBPI	<u>S</u> pan <u>L</u> ock <u>B</u> <u>P</u> ulled <u>I</u> nterlock	NO (Closes to enable Span Locks Pulled interlock.)

SPAN LOCKS LIMIT SWITCHES

LS-SLBH or LS-SLBOP	<u>S</u> pan <u>L</u> ock <u>B</u> <u>H</u> andcrank inserted or <u>O</u> ver <u>P</u> ressure switch	NC (Opens to alarm. Does not allow operation of lock operator when open.)
LS-SLCD	<u>S</u> pan <u>L</u> ock <u>C</u> <u>D</u> riven	NOHC (Opens to stop motion when lock is driven.)
LS-SLBDI	<u>S</u> pan <u>L</u> ock <u>C</u> <u>D</u> riven <u>I</u> nterlock	NO (Closes to enable Locks Driven interlock.)
LS-SLBP	<u>S</u> pan <u>L</u> ock <u>C</u> <u>P</u> ulled	NOHC (Opens to stop motion when lock is pulled.)
LS-SLBPI	<u>S</u> pan <u>L</u> ock <u>C</u> <u>P</u> ulled <u>I</u> nterlock	NO (Closes to enable Span Locks Pulled interlock.)
LS-SLBH or LS-SLBOP	<u>S</u> pan <u>L</u> ock <u>C</u> <u>H</u> andcrank inserted or <u>O</u> ver <u>P</u> ressure switch	NC (Opens to alarm. Does not allow operation of lock operator when open.)
LS-SLDD	<u>S</u> pan <u>L</u> ock <u>D</u> <u>D</u> riven	NOHC (Opens to stop motion when lock is driven.)
LS-SLDDI	<u>S</u> pan <u>L</u> ock <u>D</u> <u>D</u> riven <u>I</u> nterlock	NO (Closes to enable Locks Driven interlock.)
LS-SLDP	<u>S</u> pan <u>L</u> ock <u>D</u> <u>P</u> ulled	NOHC (Opens to stop motion when lock is pulled.)
LS-SLDPI	<u>S</u> pan <u>L</u> ock <u>D</u> <u>P</u> ulled <u>I</u> nterlock	NO (Closes to enable Span Locks Pulled interlock.)
LS-SLDH or LS-SLDOP	<u>S</u> pan <u>L</u> ock <u>D</u> <u>H</u> andcrank inserted or <u>O</u> ver <u>P</u> ressure switch	NC (Opens to alarm. Does not allow operation of lock operator when open.)



LEAF LIMIT SWITCHES

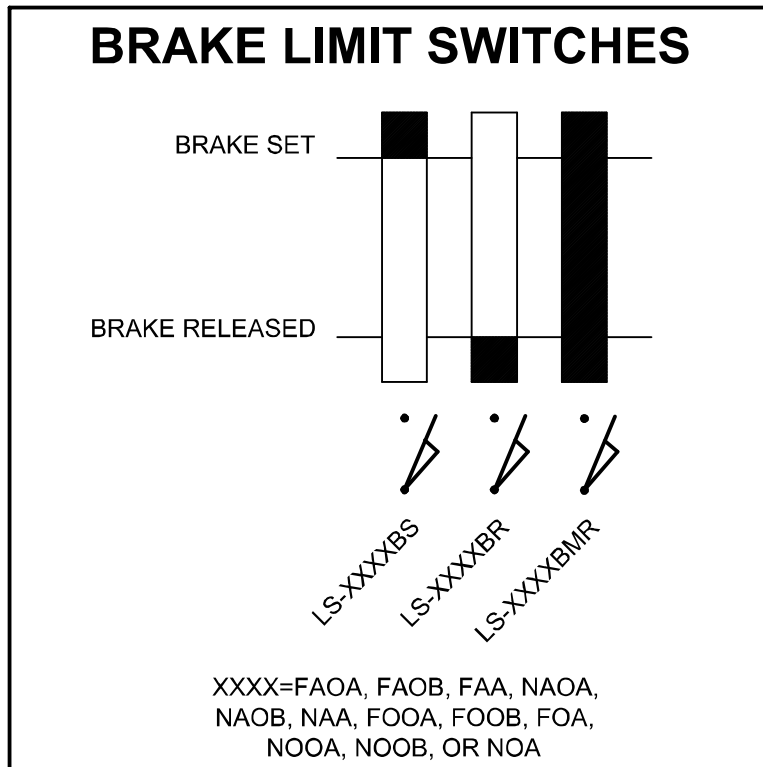
LS-FOFS	<u>F</u> ar <u>O</u> pposite bascule leaf <u>E</u> ully <u>S</u> eated switch	NO (Closes when leaf is on live load shoes to enable LEAF CLOSED interlock.)
LS-FOFC	<u>F</u> ar <u>O</u> pposite bascule leaf <u>E</u> ully <u>C</u> losed switch	NOHC (Held closed by leaf. Opens to signal drive to go to 0 speed (remove direction command)(Closing Cycle).)
LS-FONCA	<u>F</u> ar <u>O</u> pposite bascule leaf <u>N</u> ear <u>C</u> losed switch "A"	NOHC (Held closed by leaf. Opens to signal drive to go to creep speed (Closing Cycle).)
LS-FONCB	<u>F</u> ar <u>O</u> pposite bascule leaf <u>N</u> ear <u>C</u> losed switch "B"	NOHC (Held closed by leaf. Opens to signal drive to go to creep speed (Closing Cycle).)

LEAF LIMIT SWITCHES

LS-FONOA	<u>F</u> ar <u>O</u> pposite bascule leaf <u>N</u> ear <u>O</u> pen switch "A"	NOHC (Held closed by leaf. Opens to signal drive to go to creep speed (Opening Cycle).)
LS-FONOB	<u>F</u> ar <u>O</u> pposite bascule leaf <u>N</u> ear <u>O</u> pen switch "B"	NOHC (Held closed by leaf. Opens to signal drive to go to creep speed (Opening Cycle).)
LS-FOFO	<u>F</u> ar <u>O</u> pposite bascule leaf <u>F</u> ully <u>O</u> pen switch	NOHC (Held closed by leaf. Opens to signal drive to go to 0 speed (remove direction command)(Opening Cycle).)
LS-FAFS	<u>F</u> ar <u>A</u> djacent bascule leaf <u>F</u> ully <u>S</u> eated switch	NO (Closes when leaf is on live load shoes to enable LEAF CLOSED interlock.)
LS-FAFC	<u>F</u> ar <u>A</u> djacent bascule leaf <u>F</u> ULLY <u>C</u> LOSED Switch	NOHC (Held closed by leaf. Opens to signal drive to go to 0 speed (remove direction command)(Closing Cycle).)
LS-FANCA	<u>F</u> ar <u>A</u> djacent bascule leaf <u>N</u> EAR <u>C</u> LOSED switch "A"	NOHC (Held closed by leaf. Opens to signal drive to go to creep speed (Closing Cycle).)
LS-FANCB	<u>F</u> ar <u>A</u> djacent bascule leaf <u>N</u> EAR <u>C</u> LOSED switch "B"	NOHC (Held closed by leaf. Opens to signal drive to go to creep speed (Closing Cycle).)
LS-FANOA	<u>F</u> ar <u>A</u> djacent bascule leaf <u>N</u> EAR <u>O</u> PEN switch "A"	NOHC (Held closed by leaf. Opens to signal drive to go to creep speed (Opening Cycle).)
LS-FANOB	<u>F</u> ar <u>A</u> djacent bascule leaf <u>N</u> EAR <u>O</u> PEN switch "B"	NOHC (Held closed by leaf. Opens to signal drive to go to creep speed (Opening Cycle).)
LS-FAFO	<u>F</u> ar <u>A</u> djacent bascule leaf <u>F</u> ULLY <u>O</u> PEN switch	NOHC (Held closed by leaf. Opens to signal drive to go to 0 speed (remove direction command)(Opening Cycle).)
LS-NOFS	<u>N</u> ear <u>O</u> pposite bascule leaf <u>F</u> ully <u>S</u> eated switch	NO (Closes when leaf is on live load shoes to enable LEAF CLOSED interlock.)
LS-NOFC	<u>N</u> ear <u>O</u> pposite bascule leaf <u>F</u> ully <u>C</u> losed switch	NOHC (Held closed by leaf. Opens to signal drive to go to 0 speed (remove direction command)(Closing Cycle).)

LEAF LIMIT SWITCHES

LS-NONCA	<u>N</u> ear <u>O</u> pposite bascule leaf <u>N</u> ear <u>C</u> losed switch "A"	NOHC (Held closed by leaf. Opens to signal drive to go to creep speed (Closing Cycle).)
LS-NONCB	<u>N</u> ear <u>O</u> pposite bascule leaf <u>N</u> ear <u>C</u> losed switch "B"	NOHC (Held closed by leaf. Opens to signal drive to go to creep speed (Closing Cycle).)
LS-NONOA	<u>N</u> ear <u>O</u> pposite bascule leaf <u>N</u> ear <u>O</u> pen switch "A"	NOHC (Held closed by leaf. Opens to signal drive to go to creep speed (Opening Cycle).)
LS-NONOB	<u>N</u> ear <u>O</u> pposite bascule leaf <u>N</u> ear <u>O</u> pen switch "B"	NOHC (Held closed by leaf. Opens to signal drive to go to creep speed (Opening Cycle).)
LS-NOFO	<u>N</u> ear <u>O</u> pposite bascule leaf <u>F</u> ully <u>O</u> pen switch	NOHC (Held closed by leaf. Opens to signal drive to go to 0 speed (remove direction command)(Opening Cycle).)
LS-NAFS	<u>N</u> ear <u>A</u> djacent bascule leaf <u>F</u> ully <u>S</u> eated switch	NO (Closes when leaf is on live load shoes to enable LEAF CLOSED interlock.)
LS-NAFC	<u>N</u> ear <u>A</u> djacent bascule leaf <u>F</u> ully <u>C</u> losed switch	NOHC (Held closed by leaf. Opens to signal drive to go to 0 speed (remove direction command)(Closing Cycle).)
LS-NANCA	<u>N</u> ear <u>A</u> djacent bascule leaf <u>N</u> ear <u>C</u> losed switch "A"	NOHC (Held closed by leaf. Opens to signal drive to go to creep speed (Closing Cycle).)
LS-NONCB	<u>N</u> ear <u>O</u> pposite bascule leaf <u>N</u> ear <u>C</u> losed switch "B"	NOHC (Held closed by leaf. Opens to signal drive to go to creep speed (Closing Cycle).)
LS-NONOA	<u>N</u> ear <u>O</u> pposite bascule leaf <u>N</u> ear <u>O</u> pen switch "A"	NOHC (Held closed by leaf. Opens to signal drive to go to creep speed (Opening Cycle).)
LS-NONOB	<u>N</u> ear <u>O</u> pposite bascule leaf <u>N</u> ear <u>O</u> pen switch "B"	NOHC (Held closed by leaf. Opens to signal drive to go to creep speed (Opening Cycle).)
LS-NOFO	<u>N</u> ear <u>O</u> pposite bascule leaf <u>F</u> ully <u>O</u> pen switch	NOHC (Held closed by leaf. Opens to signal drive to go to 0 speed (remove direction command)(Opening Cycle).)



BRAKE LIMIT SWITCHES

LS-FAOABR	<u>F</u> ar <u>A</u> djacent m <u>Q</u> tor <u>A</u> <u>B</u> rake <u>R</u> eleased	NO (Closes to indicate brake released.)
LS-FAOABMR	<u>F</u> ar <u>A</u> djacent m <u>Q</u> tor <u>A</u> <u>B</u> rake <u>M</u> anually <u>R</u> eleased	NOHC (Opens to indicate brake manually released. Does not allow operation of drive when open.)
LS-FAOABS	<u>F</u> ar <u>A</u> djacent m <u>Q</u> tor <u>A</u> <u>B</u> rake <u>S</u> et	NO (Closes to indicate brake set.)
LS-FAOBBR	<u>F</u> ar <u>A</u> djacent m <u>Q</u> tor <u>B</u> <u>B</u> rake <u>R</u> eleased	NO (Closes to indicate brake released.)
LS-FAOBBMR	<u>F</u> ar <u>A</u> djacent m <u>Q</u> tor <u>B</u> <u>B</u> rake <u>M</u> anually <u>R</u> eleased	NOHC (Opens to indicate brake manually released. Does not allow operation of drive when open.)
LS-FAOBBS	<u>F</u> ar <u>A</u> djacent m <u>Q</u> tor <u>B</u> <u>B</u> rake <u>S</u> et Limit Switch	NO (Closes to indicate brake set.)
LS-FAAAR	<u>F</u> ar <u>A</u> djacent m <u>A</u> chinery brake <u>A</u> <u>R</u> eleased	NO (Closes to indicate brake released.)
LS-FAAAMR	<u>F</u> ar <u>A</u> djacent m <u>A</u> chinery brake <u>A</u> <u>M</u> anually <u>R</u> eleased	NOHC (Opens to indicate brake manually released. Does not allow operation of drive when open.)

BRAKE LIMIT SWITCHES

LS-FAAAS	<u>F</u> ar <u>A</u> djacent m <u>A</u> chinery brake <u>A</u> <u>S</u> et	NO (Closes to indicate brake set.)
LS-FAABR	<u>F</u> ar <u>A</u> djacent m <u>A</u> chinery brake <u>B</u> <u>R</u> elaxed	NO (Closes to indicate brake released.)
LS-FAABMR	<u>F</u> ar <u>A</u> djacent m <u>A</u> chinery brake <u>B</u> <u>M</u> anually <u>R</u> elaxed	NOHC (Opens to indicate brake manually released. Does not allow operation of drive when open.)
LS-FAABS	<u>F</u> ar <u>A</u> djacent m <u>A</u> chinery brake <u>B</u> <u>S</u> et	NO (Closes to indicate brake set.)
LS-NAOABR	<u>N</u> ear <u>A</u> djacent m <u>O</u> tor <u>A</u> <u>B</u> Brake <u>R</u> elaxed	NO (Closes to indicate brake released.)
LS-NAOABMR	<u>N</u> ear <u>A</u> djacent m <u>O</u> tor <u>A</u> <u>B</u> Brake <u>M</u> anually <u>R</u> elaxed	NOHC (Opens to indicate brake manually released. Does not allow operation of drive when open.)
LS-NAOABS	<u>N</u> ear <u>A</u> djacent m <u>O</u> tor <u>A</u> <u>B</u> Brake <u>S</u> et	NO (Closes to indicate brake set.)
LS-NAOBBR	<u>N</u> ear <u>A</u> djacent m <u>O</u> tor <u>B</u> <u>B</u> Brake <u>R</u> elaxed	NO (Closes to indicate brake released.)
LS-NAOBBMR	<u>N</u> ear <u>A</u> djacent m <u>O</u> tor <u>B</u> <u>B</u> Brake <u>M</u> anually <u>R</u> elaxed	NOHC (Opens to indicate brake manually released. Does not allow operation of drive when open.)
LS-NAOBBS	<u>N</u> ear <u>A</u> djacent m <u>O</u> tor <u>B</u> <u>B</u> Brake <u>S</u> et	NO (Closes to indicate brake set.)
LS-NAAAR	<u>N</u> ear <u>A</u> djacent m <u>A</u> chinery brake <u>A</u> <u>R</u> elaxed	NO (Closes to indicate brake released.)
LS-NAAAMR	<u>N</u> ear <u>A</u> djacent m <u>A</u> chinery brake <u>A</u> <u>M</u> anually <u>R</u> elaxed	NOHC (Opens to indicate brake manually released. Does not allow operation of drive when open.)
LS-NAAAS	<u>N</u> ear <u>A</u> djacent m <u>A</u> chinery brake <u>A</u> <u>S</u> et	NO (Closes to indicate brake set.)
LS-NAABR	<u>N</u> ear <u>A</u> djacent m <u>A</u> chinery brake <u>B</u> <u>R</u> elaxed	NO (Closes to indicate brake released.)
LS-NAABMR	<u>N</u> ear <u>A</u> djacent m <u>A</u> chinery brake <u>B</u> <u>M</u> anually <u>R</u> elaxed	NOHC (Opens to indicate brake manually released. Does not allow operation of drive when open.)
LS-NAABS	<u>N</u> ear <u>A</u> djacent m <u>A</u> chinery brake <u>B</u> <u>S</u> et	NO (Closes to indicate brake set.)
LS-FOOABR	<u>F</u> ar <u>O</u> pposite m <u>O</u> tor <u>A</u> <u>B</u> Brake <u>R</u> elaxed	NO (Closes to indicate brake released.)

BRAKE LIMIT SWITCHES

LS-FOOABMR	<u>F</u> ar <u>O</u> pposite m <u>O</u> tor <u>A</u> <u>B</u> rake <u>M</u> anually <u>R</u> eleased	NOHC (Opens to indicate brake manually released. Does not allow operation of drive when open.)
LS-FOOABS	<u>F</u> ar <u>O</u> pposite m <u>O</u> tor <u>A</u> <u>B</u> rake <u>S</u> et	NO (Closes to indicate brake set.)
LS-FOOBBR	<u>F</u> ar <u>O</u> pposite m <u>O</u> tor <u>B</u> <u>B</u> rake <u>R</u> eleased	NO (Closes to indicate brake released.)
LS-FOOBBMR	<u>F</u> ar <u>O</u> pposite m <u>O</u> tor <u>B</u> <u>B</u> rake <u>M</u> anually <u>R</u> eleased	NOHC (Opens to indicate brake manually released. Does not allow operation of drive when open.)
LS-FOOBBS	<u>F</u> ar <u>O</u> pposite m <u>O</u> tor <u>B</u> <u>B</u> rake <u>S</u> et	NO (Closes to indicate brake set.)
LS-FOAAR	<u>F</u> ar <u>O</u> pposite m <u>A</u> chinery brake <u>A</u> <u>R</u> eleased	NO (Closes to indicate brake released.)
LS-FOAAMR	<u>F</u> ar <u>O</u> pposite m <u>A</u> chinery brake <u>A</u> <u>M</u> anually <u>R</u> eleased	NOHC (Opens to indicate brake manually released. Does not allow operation of drive when open.)
LS-FOAAS	<u>F</u> ar <u>O</u> pposite m <u>A</u> chinery brake <u>A</u> <u>S</u> et	NO (Closes to indicate brake set.)
LS-FOABR	<u>F</u> ar <u>O</u> pposite m <u>A</u> chinery brake <u>B</u> <u>R</u> eleased	NO (Closes to indicate brake released.)
LS-FOABMR	<u>F</u> ar <u>O</u> pposite m <u>A</u> chinery brake <u>B</u> <u>M</u> anually <u>R</u> eleased	NOHC (Opens to indicate brake manually released. Does not allow operation of drive when open.)
LS-FOABS	<u>F</u> ar <u>O</u> pposite m <u>A</u> chinery brake <u>B</u> <u>S</u> et	NO (Closes to indicate brake set.)
LS-NOOABR	<u>N</u> ear <u>O</u> pposite m <u>O</u> tor <u>A</u> <u>B</u> rake <u>R</u> eleased	NO (Closes to indicate brake released.)
LS-NOOABMR	<u>N</u> ear <u>O</u> pposite m <u>O</u> tor <u>A</u> <u>B</u> rake <u>M</u> anually <u>R</u> eleased	NOHC (Opens to indicate brake manually released. Does not allow operation of drive when open.)
LS-NOOABS	<u>N</u> ear <u>O</u> pposite m <u>O</u> tor <u>A</u> <u>B</u> rake <u>S</u> et	NO (Closes to indicate brake set.)
LS-NOOBBR	<u>N</u> ear <u>O</u> pposite m <u>O</u> tor <u>B</u> <u>B</u> rake <u>R</u> eleased	NO (Closes to indicate brake released.)
LS-NOOBBMR	<u>N</u> ear <u>O</u> pposite m <u>O</u> tor <u>B</u> <u>B</u> rake <u>M</u> anually <u>R</u> eleased	NOHC (Opens to indicate brake manually released. Does not allow operation of drive when open.)
LS-NOOBBS	<u>N</u> ear <u>O</u> pposite m <u>O</u> tor <u>B</u> <u>B</u> rake <u>S</u> et	NO (Closes to indicate brake set.)
LS-NOAAR	<u>N</u> ear <u>O</u> pposite m <u>A</u> chinery brake <u>A</u> <u>R</u> eleased	NO (Closes to indicate brake released.)

BRAKE LIMIT SWITCHES

LS-NOAAMR	<u>N</u> ear <u>O</u> pposite m <u>A</u> chinery brake <u>A</u> <u>M</u> anually <u>R</u> eleased	NOHC (Opens to indicate brake manually released. Does not allow operation of drive when open.)
LS-NOAAS	<u>N</u> ear <u>O</u> pposite m <u>A</u> chinery brake <u>A</u> <u>S</u> et	NO (Closes to indicate brake set.)
LS-NOABR	<u>N</u> ear <u>O</u> pposite m <u>A</u> chinery brake <u>B</u> <u>R</u> eleased	NO (Closes to indicate brake released.)
LS-NOABMR	<u>N</u> ear <u>O</u> pposite m <u>A</u> chinery brake <u>B</u> <u>M</u> anually <u>R</u> eleased	NOHC (Opens to indicate brake manually released. Does not allow operation of drive when open.)
LS-NOABS	<u>N</u> ear <u>O</u> pposite m <u>A</u> chinery brake <u>B</u> <u>S</u> et	NO (Closes to indicate brake set.)

HYDRAULIC DRIVE LIMIT SWITCHES

LS-FAPL	<u>F</u> ar <u>A</u> djacent hydraulic <u>P</u> ressure <u>L</u> ow switch	NC (Opens to indicate low hydraulic pressure. Does not allow operation of hydraulic unit when open.)
LS-FAHOT	<u>F</u> ar <u>A</u> djacent <u>H</u> igh <u>O</u> il <u>T</u> emperature switch	NC (Opens to indicate high temperature. Does not allow operation of hydraulic unit when open.)
LS-FALO	<u>F</u> ar <u>A</u> djacent <u>L</u> ow <u>O</u> il level switch	NC (Opens to indicate low oil level. Does not allow operation of hydraulic unit when open.)
LS-FAHE	<u>F</u> ar <u>A</u> djacent <u>H</u> eat <u>E</u> xchanger high temperature switch	NC (Opens to indicate high heat exchanger temperature. Does not allow operation of hydraulic unit when open.)
LS-NAPL	<u>N</u> ear <u>A</u> djacent hydraulic <u>P</u> ressure <u>L</u> ow switch	NC (Opens to indicate low hydraulic pressure. Does not allow operation of hydraulic unit when open.)
LS-NAHOT	<u>N</u> ear <u>A</u> djacent <u>H</u> igh <u>O</u> il <u>T</u> emperature switch	NC (Opens to indicate high temperature. Does not allow operation of hydraulic unit when open.)
LS-NALO	<u>N</u> ear <u>A</u> djacent <u>L</u> ow <u>O</u> il level switch	NC (Opens to indicate low oil level. Does not allow operation of hydraulic unit when open.)
LS-NAHE	<u>N</u> ear <u>A</u> djacent <u>L</u> ow <u>O</u> il level switch	NC (Opens to indicate low oil level. Does not allow operation of hydraulic unit when open.)
LS-NAHE	<u>N</u> ear <u>A</u> djacent <u>H</u> eat <u>E</u> xchanger high temperature switch	NC (Opens to indicate high heat exchanger temperature. Does not allow operation of hydraulic unit when open.)
LS-FOHE	<u>F</u> ar <u>O</u> pposite <u>H</u> eat <u>E</u> xchanger high temperature switch	NC (Opens to indicate high heat exchanger temperature. Does not allow operation of hydraulic unit when open.)
LS-FOHOT	<u>F</u> ar <u>O</u> pposite <u>H</u> igh <u>O</u> il <u>T</u> emperature switch	NC (Opens to indicate high temperature. Does not allow operation of hydraulic unit when open.)

HYDRAULIC DRIVE LIMIT SWITCHES

LS-FOLO	<u>F</u> ar <u>O</u> pposite <u>L</u> ow <u>O</u> il level switch	NC (Opens to indicate low oil level. Does not allow operation of hydraulic unit when open.)
LS-FOHE	<u>F</u> ar <u>O</u> pposite <u>H</u> eat <u>E</u> xchanger high temperature switch	NC (Opens to indicate high heat exchanger temperature. Does not allow operation of hydraulic unit when open.)
LS-NOPL	<u>N</u> ear <u>O</u> pposite hydraulic <u>P</u> ressure <u>L</u> ow switch	NC (Opens to indicate low hydraulic pressure. Does not allow operation of hydraulic unit when open.)
LS-NOHOT	<u>N</u> ear <u>O</u> pposite <u>H</u> igh <u>O</u> il <u>T</u> emperature switch	NC (Opens to indicate high temperature. Does not allow operation of hydraulic unit when open.)
LS-NOLO	<u>N</u> ear <u>O</u> pposite <u>L</u> ow <u>O</u> il level switch	NC (Opens to indicate low oil level. Does not allow operation of hydraulic unit when open.)
LS-NOHE	<u>N</u> ear <u>O</u> pposite <u>H</u> eat <u>E</u> xchanger high temperature switch	NC (Opens to indicate high heat exchanger temperature. Does not allow operation of hydraulic unit when open.)

AUXILIARY DRIVE LIMIT SWITCHES

LS-FAADC	<u>F</u> ar <u>A</u> djacent <u>A</u> uxiliary <u>D</u> rive <u>C</u> oupled switch	NC (Opens when auxiliary or manual drive is coupled to bridge drive. Does not allow operation of main drive when OPEN.)
LS-NAADC	<u>N</u> ear <u>A</u> djacent <u>A</u> uxiliary <u>D</u> rive <u>C</u> oupled switch	NC (Opens when auxiliary or manual drive is coupled to bridge drive. Does not allow operation of main drive when OPEN.)
LS-FOADC	<u>F</u> ar <u>O</u> pposite <u>A</u> uxiliary <u>D</u> rive <u>C</u> oupled Switch	NC (Opens when auxiliary or manual drive is coupled to bridge drive. Does not allow operation of main drive when OPEN.)
LS-NOADC	<u>N</u> ear <u>O</u> pposite <u>A</u> uxiliary <u>D</u> rive <u>C</u> oupled switch	NC (Opens when auxiliary or manual drive is coupled to bridge drive. Does not allow operation of main drive when OPEN.)