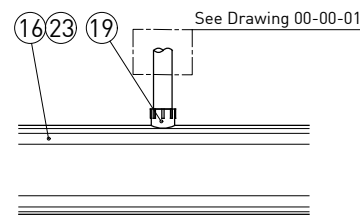


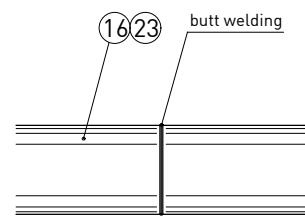
**CAUTION**

Assembly of anchorage and installation of tendons shall only be performed by qualified post-tensioning specialist personnel.

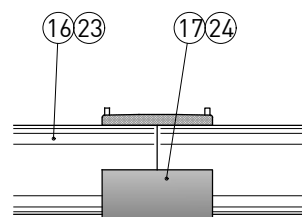
This installation procedure is generic: follow the specific procedure for each project and the FDOT specifications.



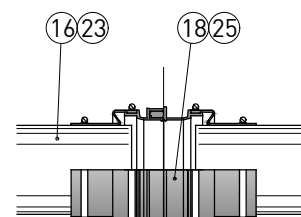
w/ welded port



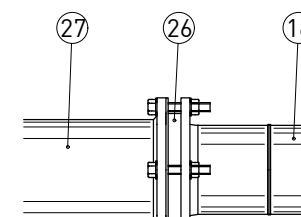
butt welded



electrofused



w/ segmental coupler



w/ flanged connection

**INSTALLATION**

1. Preassemble anchor (AN) and plastic trumpet (PT) (some silicone grease shall be used to facilitate the threading and the compression of the gasket).
2. Bolt the assembled AN to the pocket former using the two threaded holes located on the front surface of AN. AN shall be placed perpendicular to the tendon's axis and rotated such as the side injection hole points up.
3. The position of the spiral rebar (SR) shall be secured to the AN or to adjacent rebar by tack-welding or proper fixing. The SR shall be rotated such that it won't interfere with 3/4" NPT pipe attachment (if using side injection hole). Align axis of SR with AN. Seal unused port in AN.
4. Install the smooth duct as shown on shop drawings and insert it into PT, sealing the connection by heat shrink sleeve (or, if not possible, with heat shrink wrap) in order to prevent concrete from penetrating.
5. Carry out the pressure test.

Concreting can now proceed.

6. After completion of concrete placement, remove the pocket former and prove that duct is clear of any obstructions or damage and that all injection vents are free and secured.
7. Install strands by pushing or pulling individually or as a bundle into duct. Allow sufficient extra length at the active anchorage for stressing.
8. Check the wedge plate (WP) for rust and dirt, clean wedge holes with wire brush if necessary. Lightly grease or oil wedge holes.
9. Check wedges for rust. Discard rusty wedges and use only clean ones.
10. Install wedge plate (keeping up the inspection hole), slip the wedges over the strands and securely place them into wedge holes.
11. Do not apply post-tensioning forces until the concrete mean compressive strength  $f'_{ci}$  is not less than the values shown on the spiral table. These values refer to cylindrical strength.

Stressing can now proceed.

(!) Appropriate clearance must be kept behind the hydraulic jack while stressing.

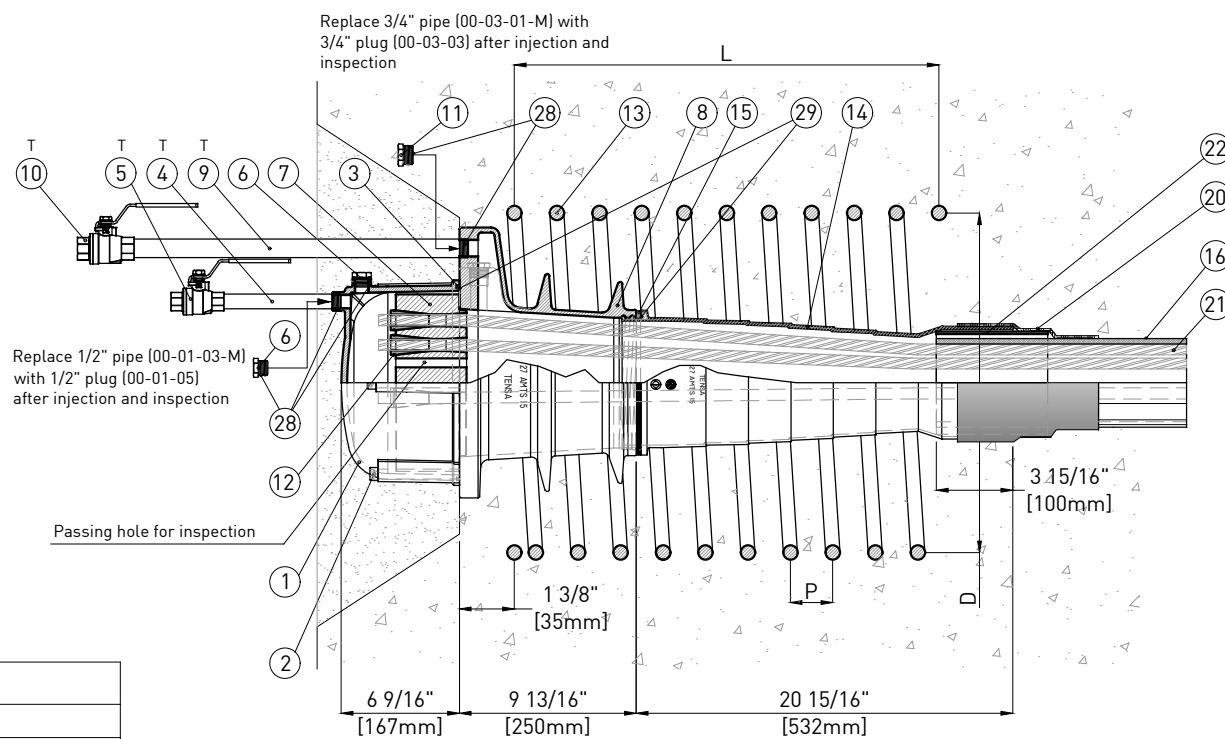
12. Stressing operation shall be executed according to the engineer form and requires the simultaneous reading of pressure and elongation. Check the conformity of the final elongations measurement with prescribed values.
13. Install the protection cap (PC) with O-ring sealing on AN using six bolts (some silicone grease shall be used to facilitate the compression of the O-ring).
14. Thread 1/2" NPT pipe for injection onto the PC and the 3/4" NPT pipe onto AN. Use a 1/2" plug to secure the hole on PC not used (some thread seal tape shall be used to improve the tightness of the threadings).
15. Carry out the pressure test.

Injection can now proceed.

16. Wax shall be injected through the filler inlet until it escapes from the filler outlet. Special measures shall be applied for long tendons, for tendon paths with distinct high points or inclined tendons to avoid voids.
17. All vents and injection inlets/outlets have to be sealed with plugs soon after injection.
18. Fill holes with non-shrink grout after post injection operation and inspection are completed.

**INTERMEDIATE COUPLING DETAILS**

see installation procedures



**SECTION A-A**

front venting and injection

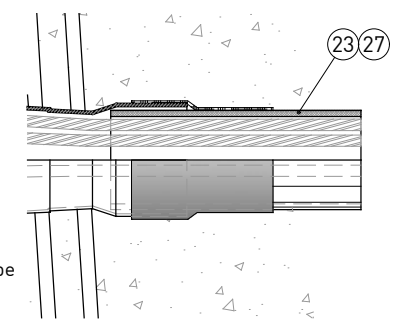
**SECTION A-A**

- large duct configuration
- flanged config. with steel pipe into trumpet

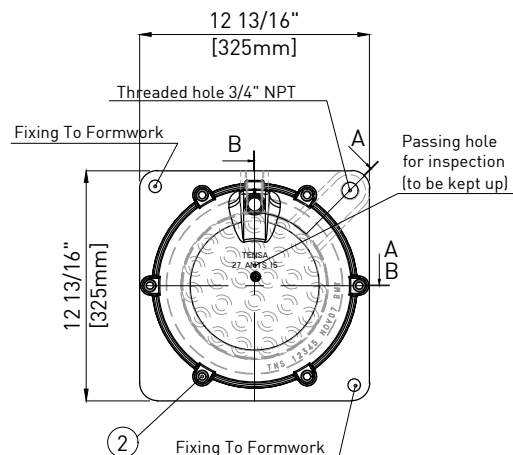
NOTE: Components marked with "T" on the drawing are temporary

MISCELLANEOUS MATERIALS	
ITEM	DESCRIPTION
28	Commercially available thread seal tape
29	Commercially available and compatible silicone grease

SPIRAL		
CONCRETE CLASS	4000PSI [27.5MPa]	6500 PSI [45MPa]
LENGTH (L)	25-1/2" [649mm]	20-7/8" [529mm]
DIAMETER (D)	18-7/8" [481mm]	15" [381mm]
PITCH (P)	2-3/8" [60mm]	
BAR DIAMETER	#6 - 3/4" [19mm]	
N. OF TURNS	12	10

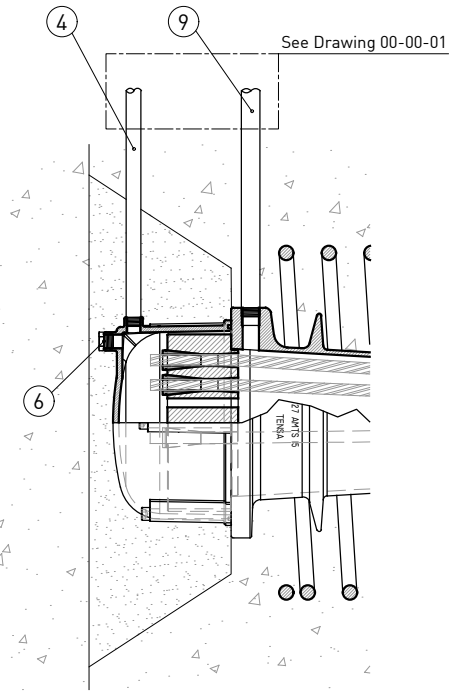


**END VIEW**



**SECTION B-B**

top venting and injection



**BILL OF MATERIALS**

ITEM	PART #	DESCRIPTION	MATERIAL
1	27-01-00	Protection Cap	Nylon S-PA0401 - according to ASTM D5989
2	27-01-01	Protection Cap Bolts	Stainless Steel GR316L - according to ASTM F593
3	27-01-02	Protection Cap O-Ring	NBR - according to FDOT Tab.2.2.1.7-1 Sec.960
4	00-01-03-M	NPT Pipe Nipple 1/2"	SCH40 steel
5	00-01-04-M	NPT Ball Valve 1/2"	SCH40 steel
6	00-01-05	NPT Plug 1/2"	High Density Polyethylene - according to ASTM D3350
7	E-IU-27-02-00	Wedge Plate	Steel AISI C1045 Normalized
8	27-03-00	Anchor	Ductil Iron ASTM A536 GR80-55-06 + Galvanization according to ASTM A123
9	00-03-01-M	NPT Pipe Nipple 3/4"	SCH40 steel
10	00-03-02-M	NPT Ball Valve 3/4"	SCH40 steel
11	00-03-03	NPT Plug 3/4"	High Density Polyethylene - according to ASTM D3350
12	00-04-00	Wedges	Steel AISI 12L14 - according to ASTM A108 + Heat treatment
13	27-05-00	Spiral	Steel GR60, #6 - according to ASTM A615
14	27-06-00	Trumpet	High Density Polyethylene - according to ASTM D3350
15	27-06-01	Compression Seal	NBR - according to FDOT Tab.2.2.1.7-1 Sec.960
16	E-IU-27-07-08	Smooth Plastic Duct 5"	High Density Polyethylene - according to ASTM D3350
17	E-IU-27-07-12	Electrofusion Duct Coupler 5"	High Density Polyethylene - according to ASTM D3350
18	27-07-03	Segmental Duct Coupler 4.5"	See proper drawing
19	00-07-04-EM	Vent Port 3/4" NPT PE	Polyethylene - according to ASTM D3350
20	E-IU-27-07-13	High Temp Heat Shrink Sleeve	Coated Polyolefin Backing - according to FDOT Tab.2.2.1.8-1 Sec.960
21	00-08-00	Strand 0.6"	Steel GR270 - according to ASTM A416
22	27-07-07	Duct Coupler 4.50" stepless	Polypropylene - according to ASTM D4101
23	E-IU-31-07-08	Smooth Plastic Duct 5.563"	High Density Polyethylene - according to ASTM D3350
24	E-IU-31-07-12	Electrofusion Duct Coupler 5.563"	High Density Polyethylene - according to ASTM D3350
25	31-07-03	Segmental Duct Coupler 5.125"	See proper drawing
26	E-IU-27-07-14	Flanged connection 5"	See proper drawing
27	E-IU-27-07-14-01	Flanged pipe 5.563"	Steel ASTM A53, Type E, Gr. B, Sch 40 + Galvanization according to ASTM A123

0	07/02/21	First issue	L.C.	T.C.
Rev.	Date	Description	Drawn	Checked

Material : - Treatment : -

**TENSA AMERICA**  
GRUPPO DE ECCHER

Title : **INTERNAL UNBONDED PT SYSTEM ASSEMBLY for 27AMTS15 (27-0.6") with flanged connection**

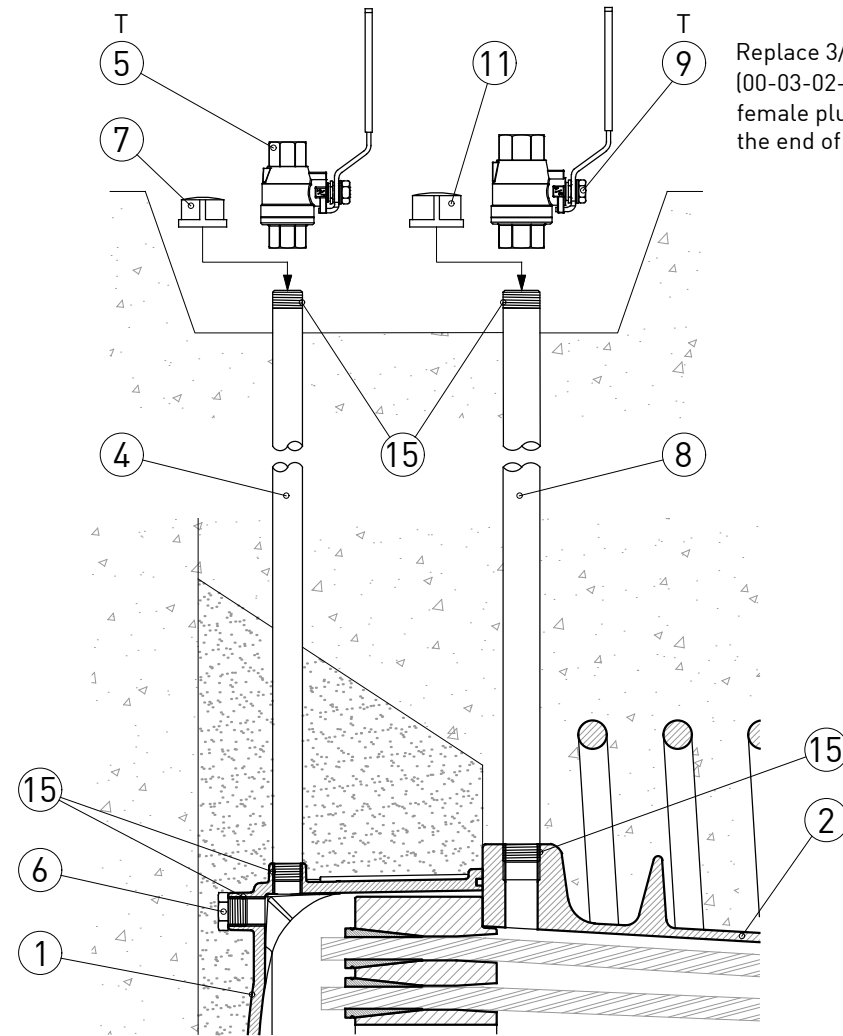
TENSA AMERICA LLC - www.tensaamerica.com - PHONE: +1 305-866-9917  
1111 KANE CONCOURSE, S.E. 200 - BAY HARBOR ISLAND - 33154 FL

Date : 07/02/2021 Dimensions : INCH [mm] FOR REFERENCE ONLY Part # : IU-27-00-00-FC Code : -

Drawn : L.CIVATI Checked : T.CICCONI

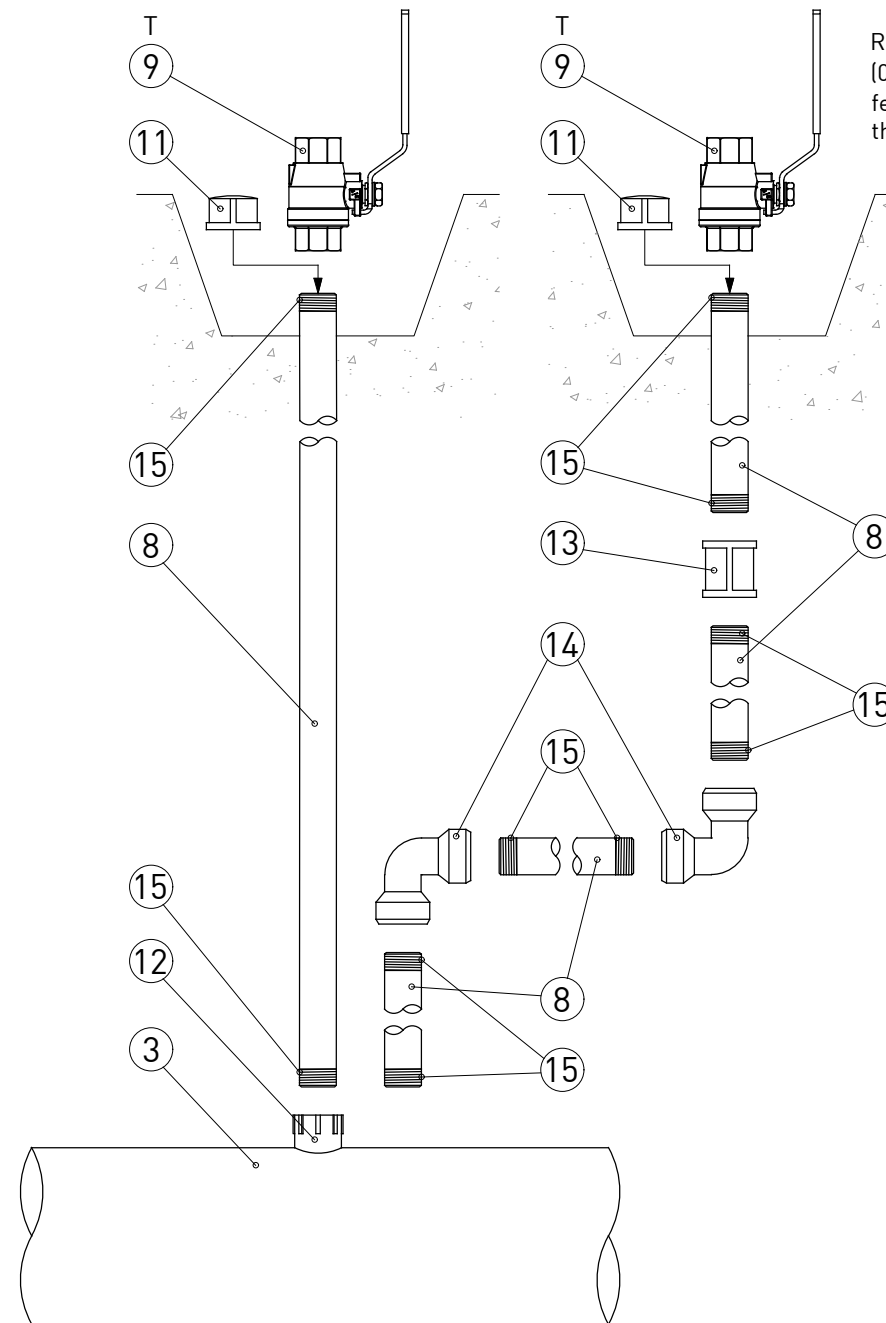
Document Property of TENSA AMERICA LLC  
This drawing contains proprietary information restricted solely for use on this project and may not be reproduced in whole or in part. For any other use without the expressed written permission of TENSA AMERICA LLC, the company will safeguard its rights according to the civil and penal provisions of the Law.

Replace 1/2" ball valve (00-01-04-M) with 1/2" female plug (00-01-06) at the end of operations



**ANCHORAGE CONFIGURATION**  
top venting and injection

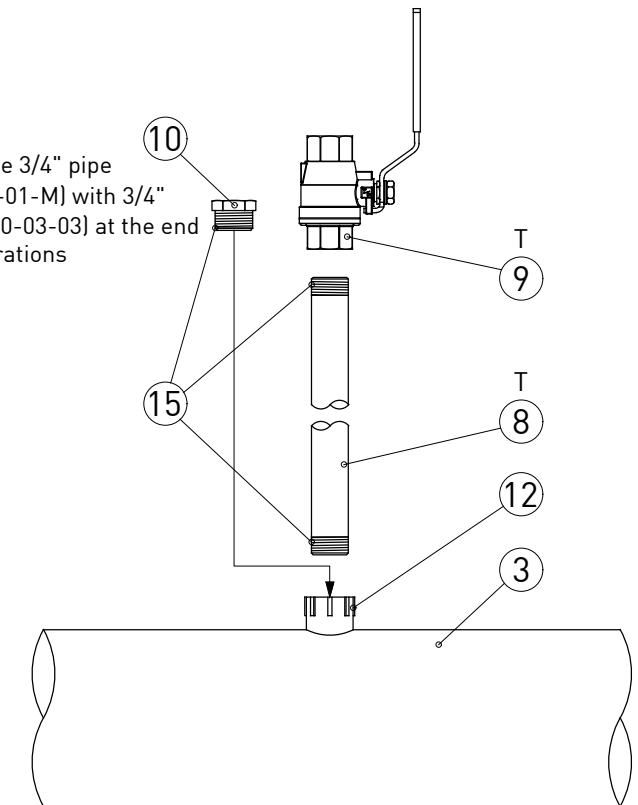
Replace 3/4" ball valve (00-03-02-M) with 3/4" female plug (00-03-04) at the end of operations



**PIPE INTERNAL CONFIGURATION**

Replace 3/4" ball valve (00-03-02-M) with 3/4" female plug (00-03-04) at the end of operations

Replace 3/4" pipe (00-03-01-M) with 3/4" plug (00-03-03) at the end of operations



**PIPE EXTERNAL CONFIGURATION**

BILL OF MATERIALS			
ITEM	PART #	DESCRIPTION	MATERIAL
1	XX-01-00*	Protection Cap	Nylon S-PA0401 - according to ASTM D5989
2	XX-03-00*	Anchor	Ductil Iron ASTM A536 GR80-55-06 + Galvanization according to ASTM A123
3	E-IU-XX-07-08*	Smooth Plastic Duct	High Density Polyethylene - according to ASTM D3350
4	00-01-03-M	NPT Pipe Nipple 1/2"	SCH40 steel
5	00-01-04-M	NPT Ball Valve 1/2"	SCH40 steel
6	00-01-05	NPT Plug 1/2"	High Density Polyethylene - according to ASTM D3350
7	00-01-06	NPT Female Plug 1/2"	SCH40 steel
8	00-03-01-M	NPT Pipe Nipple 3/4"	SCH40 steel
9	00-03-02-M	NPT Ball Valve 3/4"	SCH40 steel
10	00-03-03	NPT Plug 3/4"	High Density Polyethylene - according to ASTM D3350
11	00-03-04	NPT Female Plug 3/4"	SCH40 steel
12	00-07-04-EM	Vent Port 3/4" NPT PE	Polyethylene - according to ASTM D3350
13	00-07-06	NPT Nipple Coupler 3/4"	SCH40 steel
14	00-07-07	NPT Elbow 3/4"	SCH40 steel

\* depending from system dimension

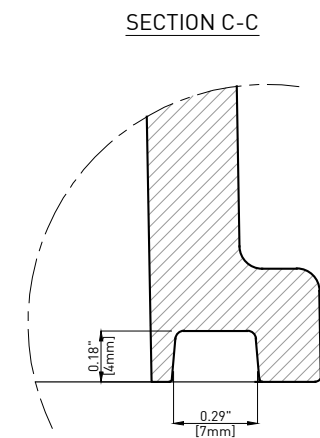

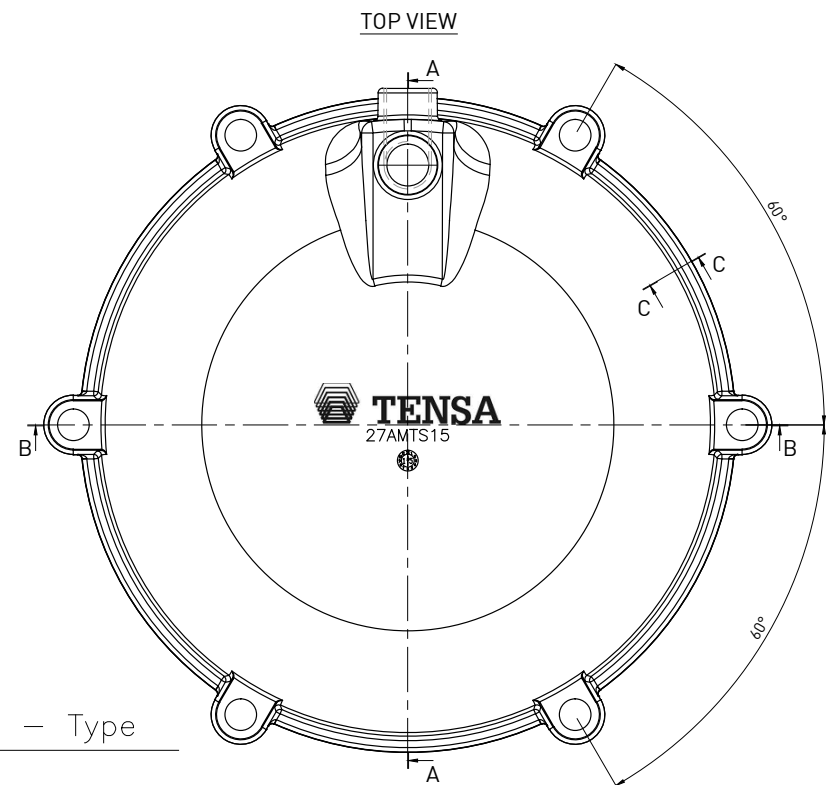
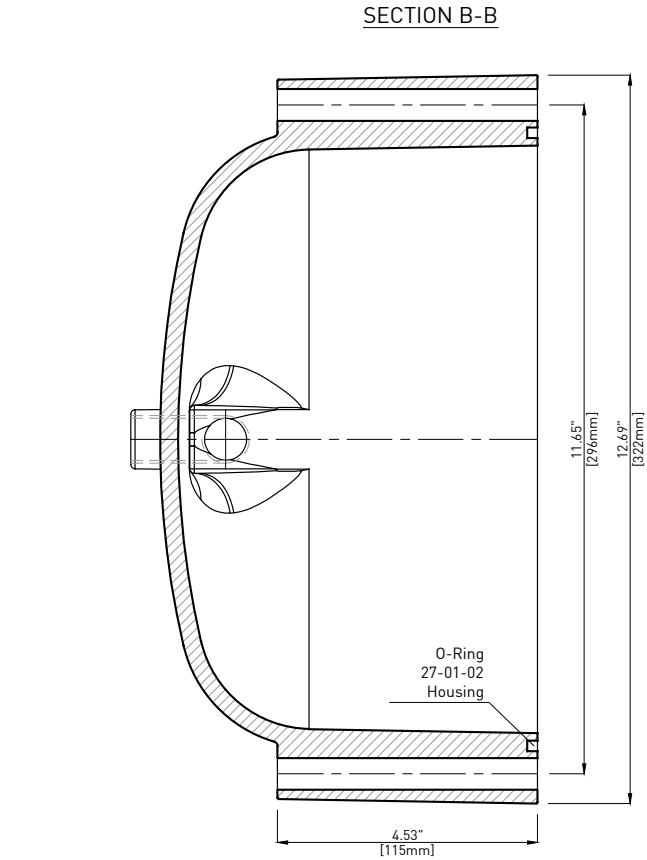
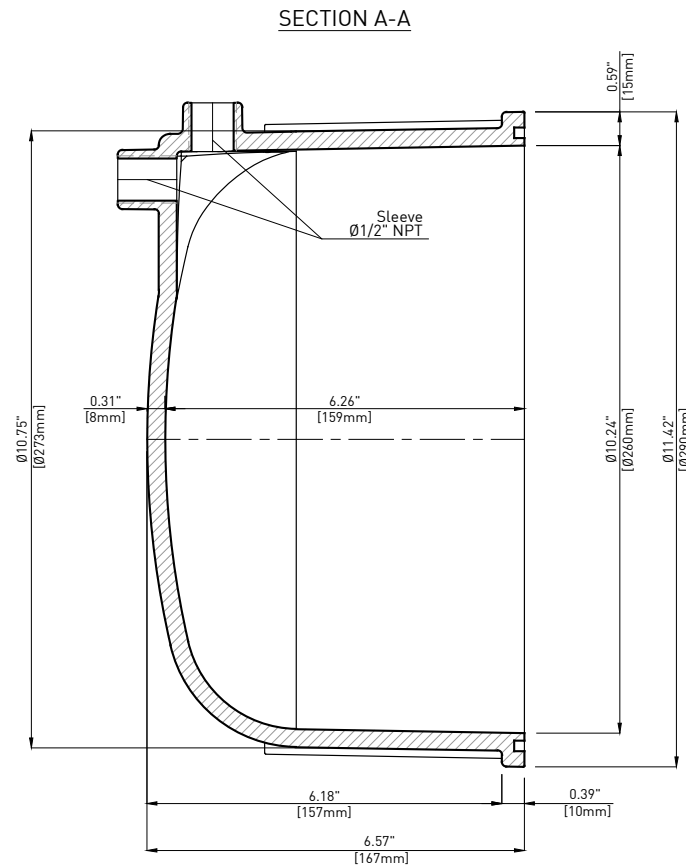
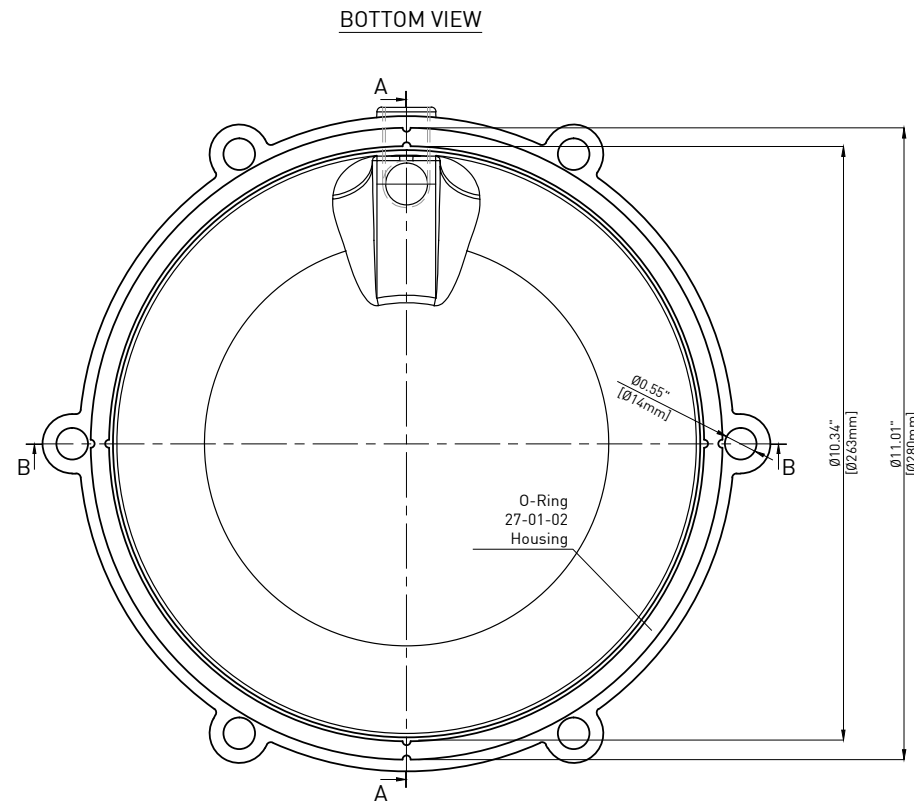
**NOTE:**

- Vent assemblies can be used as inlet, outlet or drain; when elbows are present, the vent cannot be used for injection / inspection;
- Epoxy grout shall be used to fill recesses: make reference to FDOT standard plans index 462-003 for post-tensioning anchorage and tendon filling details
- Concrete cover must meet FDOT Structures Design Guidelines Section 1.4.2
- Components marked with "T" on the drawing are temporary

MISCELLANEOUS MATERIALS	
ITEM	DESCRIPTION
15	Commercially available thread seal tape

0	04/26/18	First issue	L.C.	T.C.
Rev.	Date	Description	Drawn	Checked
Material :		Treatment :		
-		-		
		Title :		
		INTERNAL UNBONDED / EXTERNAL VENT ASSEMBLIES		
TENSA AMERICA LLC - www.tensaamerica.com - PHONE: +1 305-866-9917 1111 KANE CONCOURSE, S. TE 200 - BAY HARBOR ISLAND - 33154 FL		Drawn : L.CIVATI	Checked : T.CICCONE	
Date : 04/26/2018	Dimensions : <small>(INCH (mm)) mm FOR REFERENCE ONLY</small>	Part # : 00-00-01	Code : -	

Document Property of TENSA AMERICA LLC  
This drawing contains proprietary information restricted solely for use on this project and may not be reproduced in whole or in part. For any other use without the expressed written permission of TENSA AMERICA LLC, the company will safeguard its rights according to the civil and penal provisions of the Law.

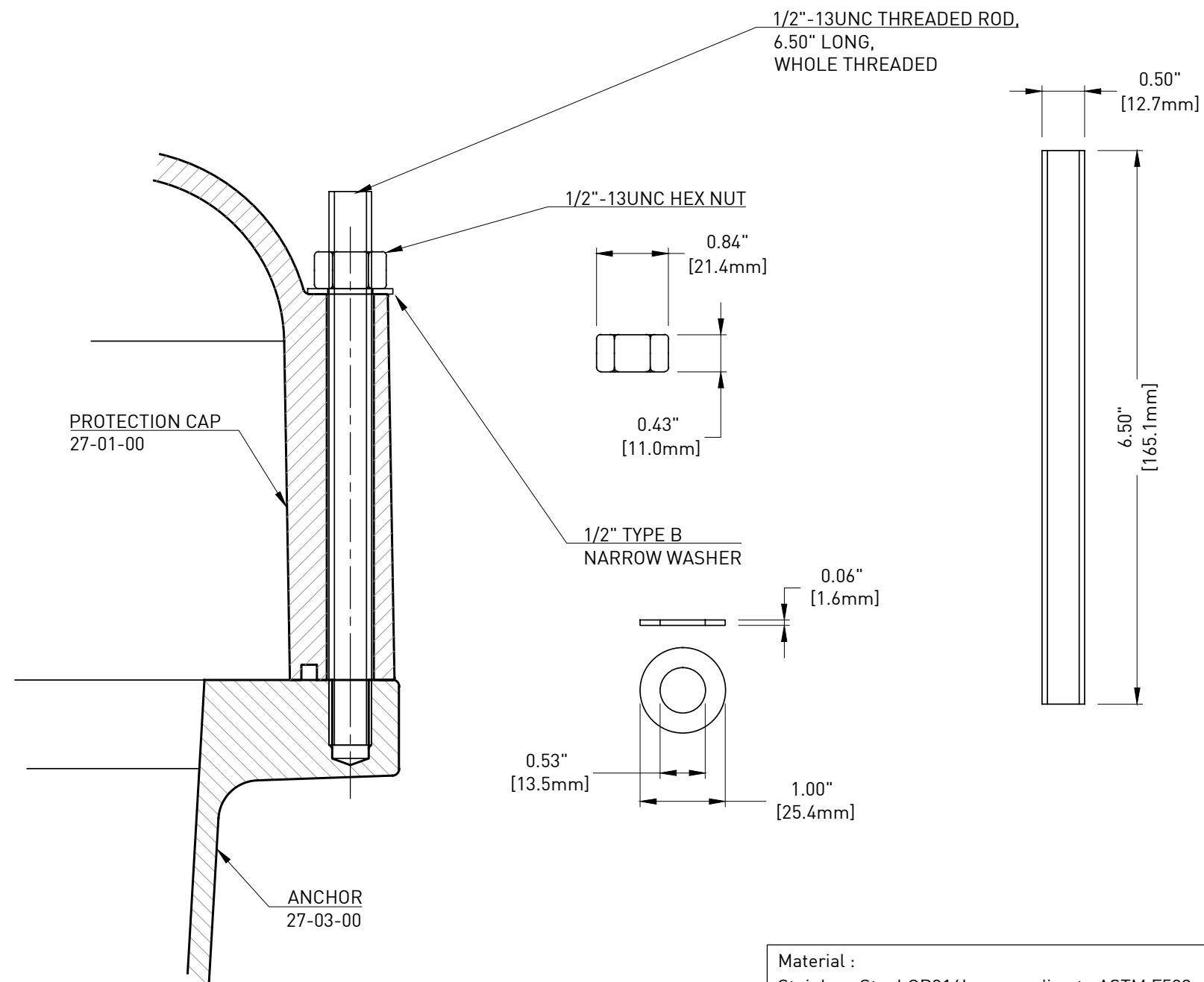


Marking – Type

Month Year

0	12/20/16	First issue	L.C.	T.C.
Rev.	Date	Description	Drawn	Checked

Material : Nylon S-PA0401 - according to ASTM D5989		Treatment : -	
		Title : <b>PROTECTION CAP for 27AMTS15</b>	
		Drawn : L.CIVATI	Checked : T.CICCONO
Date : 12/20/2016		Dimensions : INCH (mm) mm FOR REFERENCE ONLY	Part # : 27-01-00
<small>Document Property of Tensa AMERICA LLC This drawing contains proprietary information restricted solely for use on this project and may not be reproduced in whole or in part. For any other use without the expressed written permission of Tensa AMERICA LLC, the company will safeguard its rights according to the civil and penal provisions of the Law.</small>			




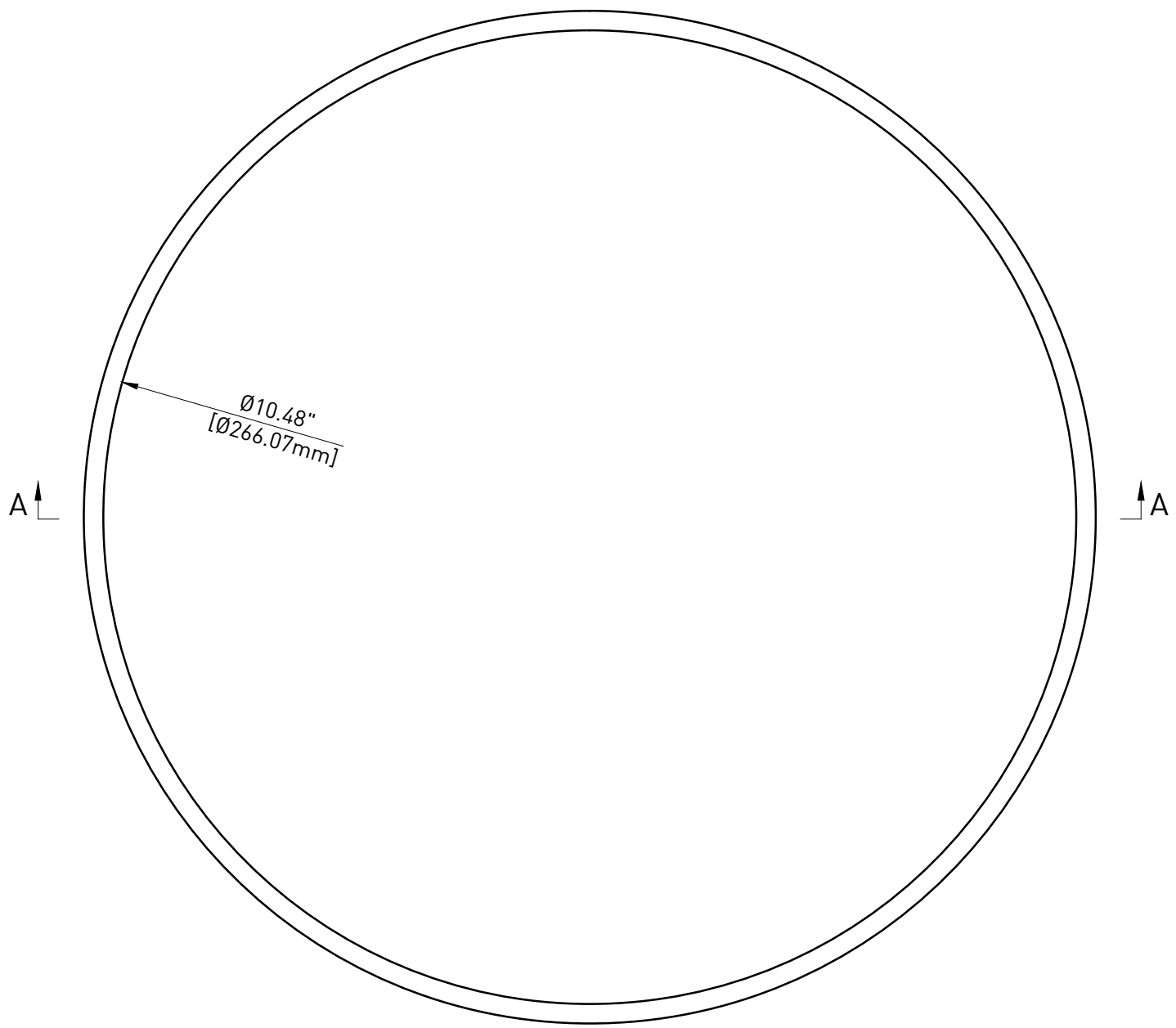
Material : Stainless Steel GR316L - according to ASTM F593	Treatment : -
---	------------------

	Title : <b>PROTECTION CAP BOLTS for 27AMTS15</b>	
	TENSA AMERICA LLC - www.tensaamerica.com - PHONE: +1 305-866-9917 1111 KANE CONCOURSE, S.TE 200 - BAY HARBOR ISLAND - 33154 FL	Drawn : F.MORAGLIA

Date : 12/20/2016	Dimensions : <small>INCH [mm] mm FOR REFERENCE ONLY</small>	Part # : 27-01-01	Code : -
-------------------	---	-------------------	----------

Rev.	Date	Description	Drawn	Checked
0	12/20/16	First issue	F.M.	T.C.

Document Property of TENSA AMERICA LLC  
 This drawing contains proprietary information restricted solely for use on this project and may not be reproduced in whole or in part. For any other use without the expressed written permission of TENSA AMERICA LLC, the company will safeguard its rights according to the civil and penal provisions of the Law.



SECTION A-A

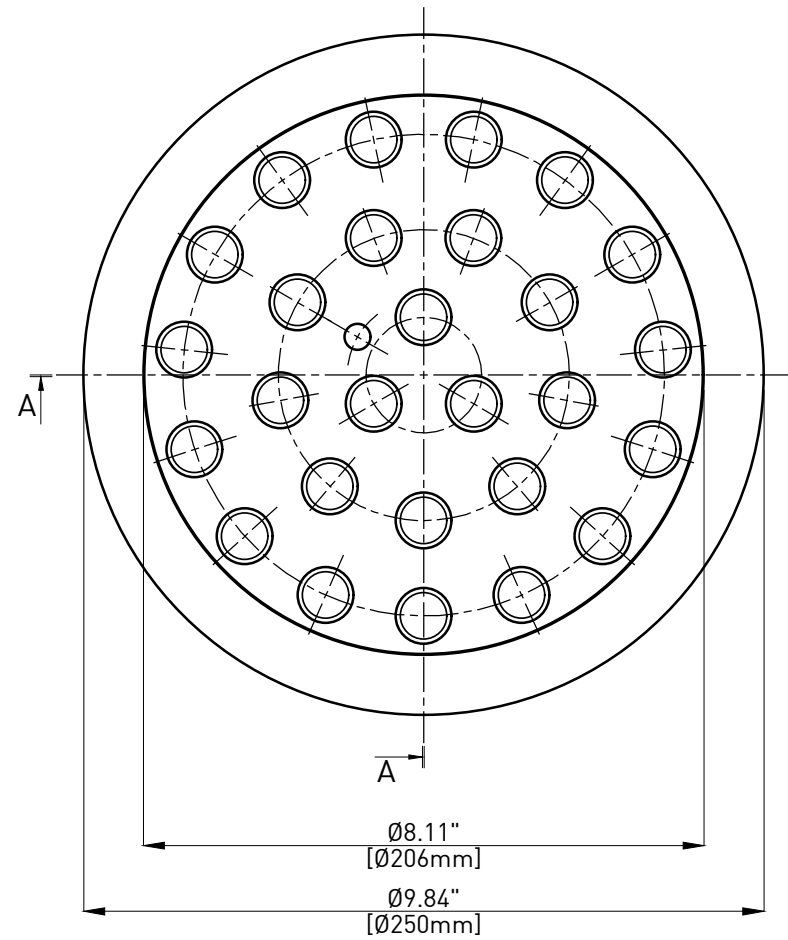
NOTE:

- This drawing is not intended for manufacturing purposes.

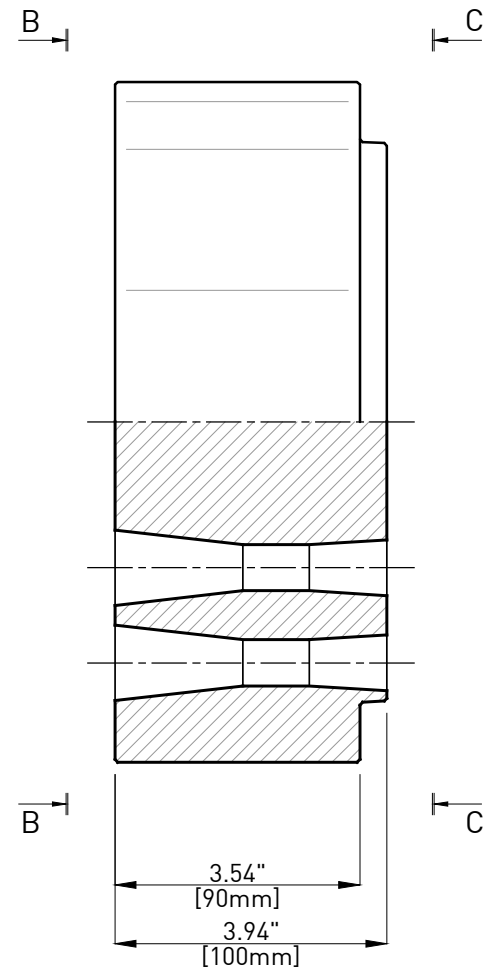
0	12/20/16	First issue	L.C.	T.C.
Rev.	Date	Description	Drawn	Checked
Material : NBR - according to FDOT Tab. 2.2.1.7-1 Sec.960		Treatment : -		
		Title : <b>Centro Guarnizioni TIGER s.r.l</b> <b>PROTECTION CAP O-RING</b> <b>for 27AMTS15 PT SYSTEM</b>		
Tensa America LLC - www.tensaamerica.com - PHONE: +1 305-866-9917 1111 KANE CONCOURSE, S. TE 200 - BAY HARBOR ISLAND - 33154 FL		Drawn : L.CIVATI	Checked : T.CICCONE	
Date : 12/20/2016	Dimensions : <small>INCH [mm] mm FOR REFERENCE ONLY</small>	<b>Part # : 27-01-02</b>	Code : OR 061050	
<small>Document Property of Tensa America LLC            This drawing contains proprietary information restricted solely for use on this project and may not be reproduced in whole or in part. For any other use without the expressed written permission of Tensa America LLC, the company will safeguard its rights according to the civil and penal provisions of the Law.</small>				



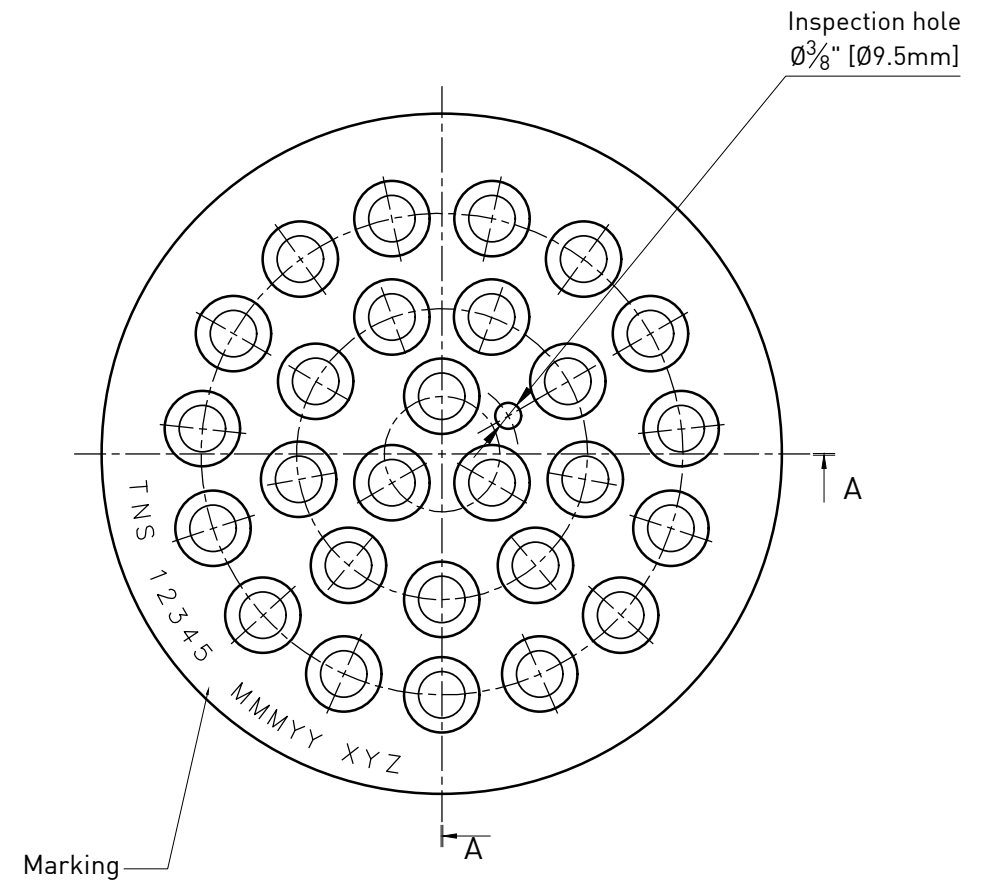
VIEW C-C




SECTION A-A

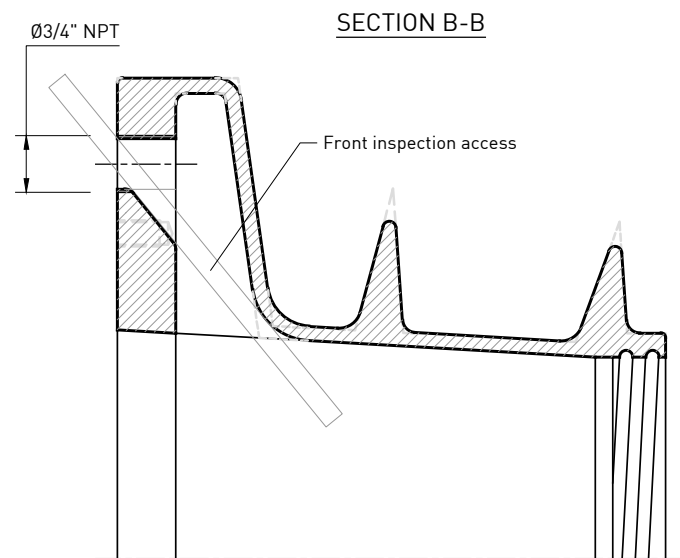
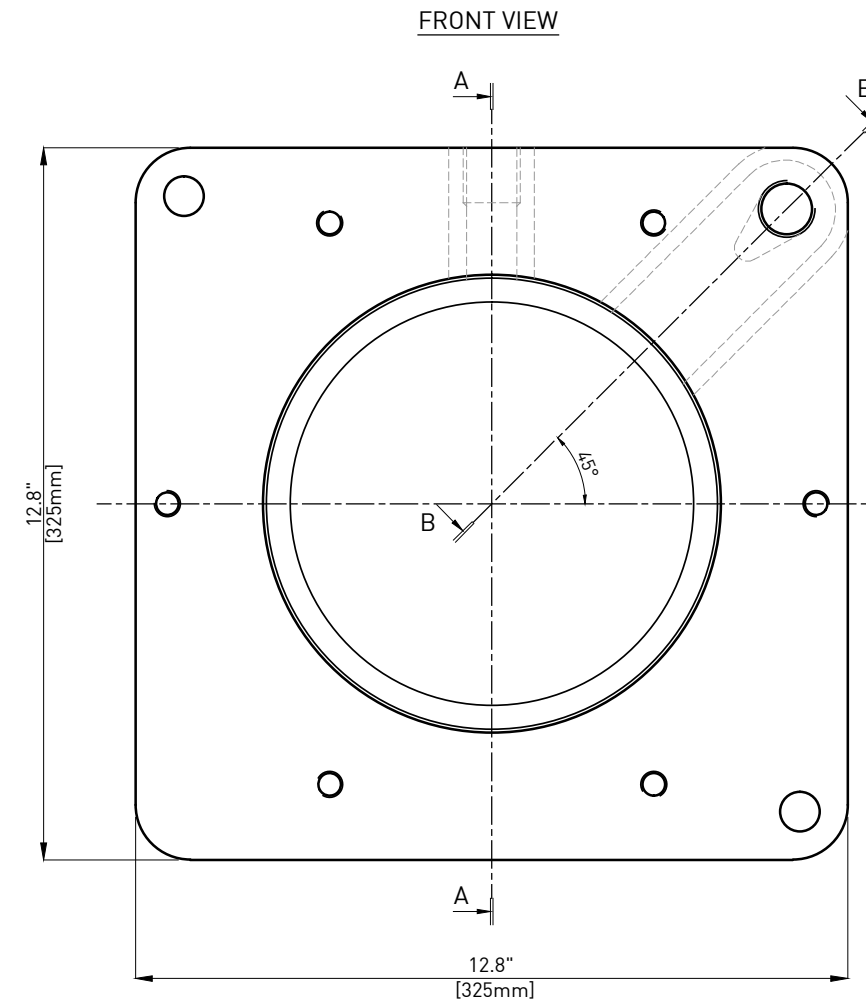
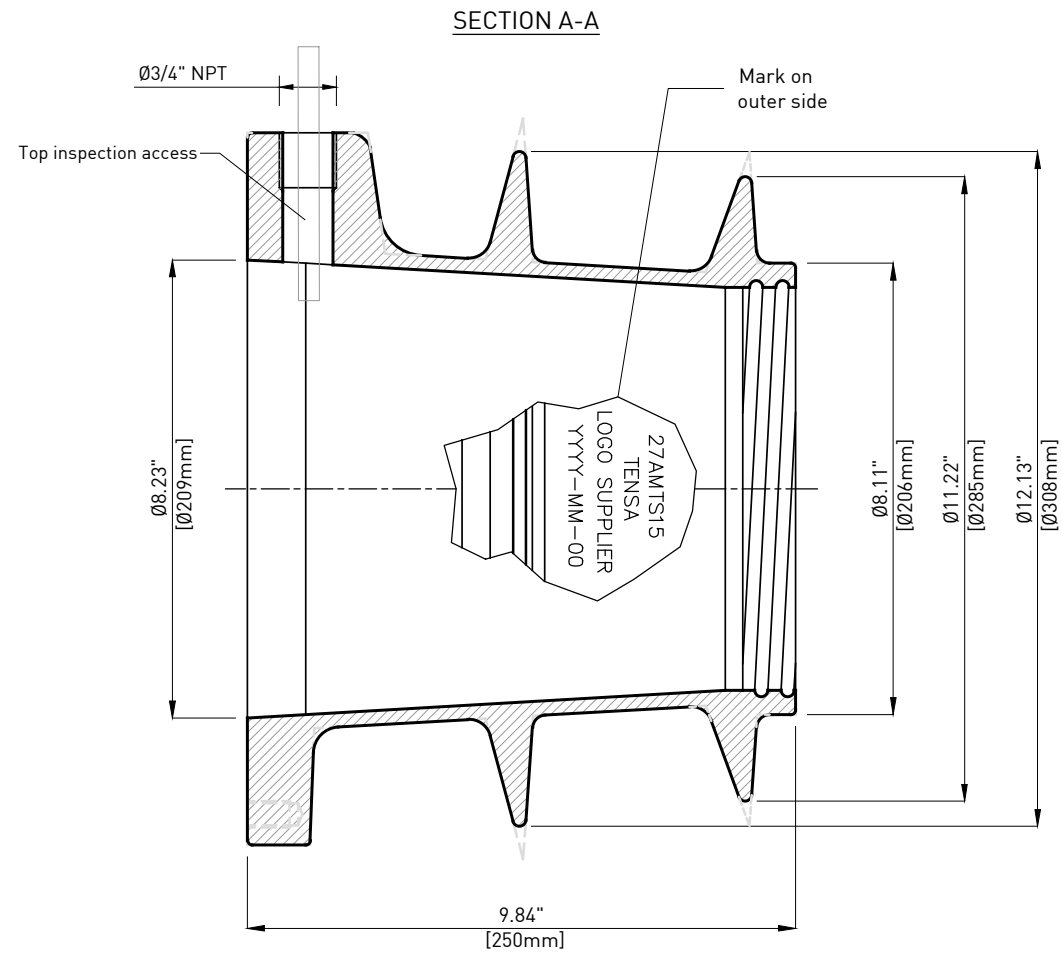



VIEW B-B



0	12/20/16	First issue	L.C.	T.C.
Rev.	Date	Description	Drawn	Checked

Material : Steel AISI C1045 Normalized		Treatment : -	
 <b>TENSA AMERICA</b> GRUPPO DE ECCHER		Title : <b>WEDGE PLATE</b> for 27AMTS15 (27-06") External and Internal Unbonded systems	
		Drawn : L.CIVATI	Checked : T.CICCONE
Date : 12/20/2016	Dimensions : <small>INCH [mm]</small> <small>mm FOR REFERENCE ONLY</small>	Part # : E-IU-27-02-00	Code : -
Document Property of TENSA AMERICA LLC This drawing contains proprietary information restricted solely for use on this project and may not be reproduced in whole or in part. For any other use without the expressed written permission of TENSA AMERICA LLC, the company will safeguard its rights according to the civil and penal provisions of the Law.			

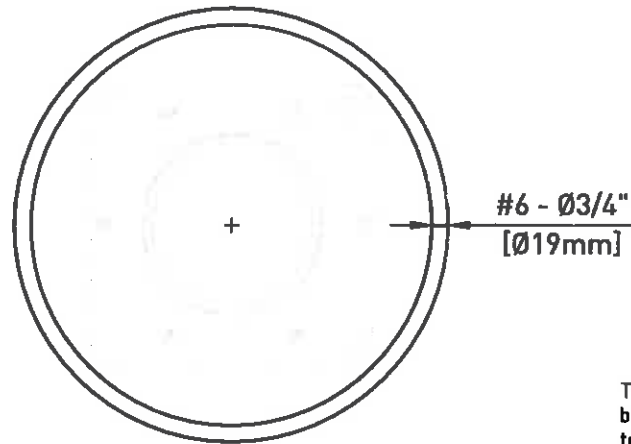


Material : Ductil Iron ASTM A536 GR80-55-06		Treatment : Galvanization according to ASTM A123	
 <b>TENSA AMERICA</b> GRUPPO DE ECCHER		Title : <b>ANCHOR 27AMTS15 (27-0.6")</b>	
		TENSA AMERICA LLC - www.tensaamerica.com - PHONE: +1 305-866-9917 1111 KANE CONCOURSE, S. TE 200 - BAY HARBOR ISLAND - 33154 FL	
Date : 12/20/2016	Dimensions : <sup>INCH [mm]</sup> <sub>mm</sub> FOR REFERENCE ONLY	Drawn : F.MORAGLIA	Checked : T.CICCONE
Date : 12/20/2016		Part # : 27-03-00	Code : -

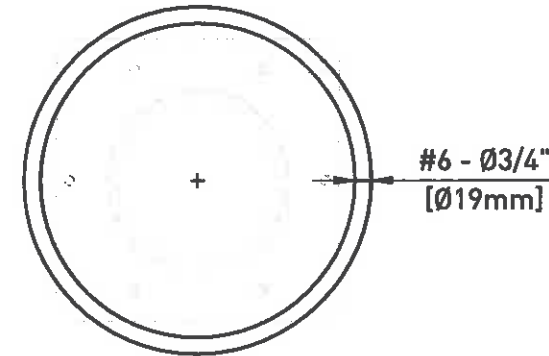
Rev.	Date	Description	Drawn	Checked
0	12/20/16	First issue	F.M.	T.C.

Document Property of TENSA AMERICA LLC  
This drawing contains proprietary information restricted solely for use on this project and may not be reproduced in whole or in part. For any other use without the expressed written permission of TENSA AMERICA LLC, the company will safeguard its rights according to the civil and penal provisions of the Law.


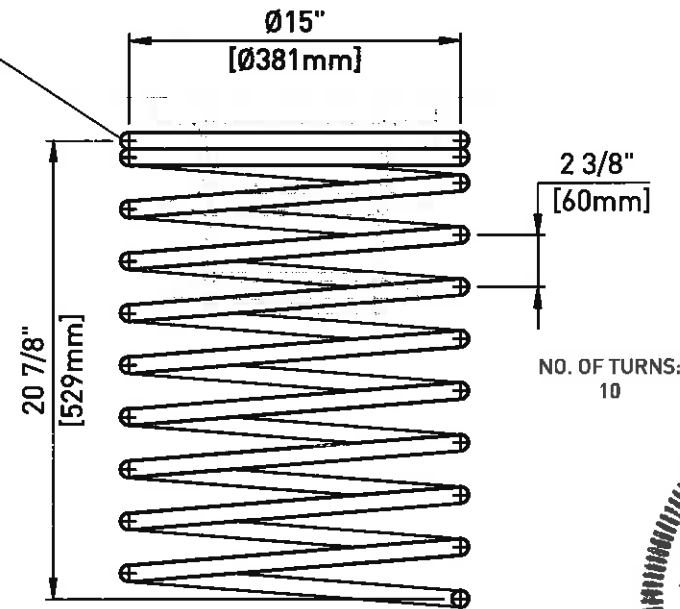
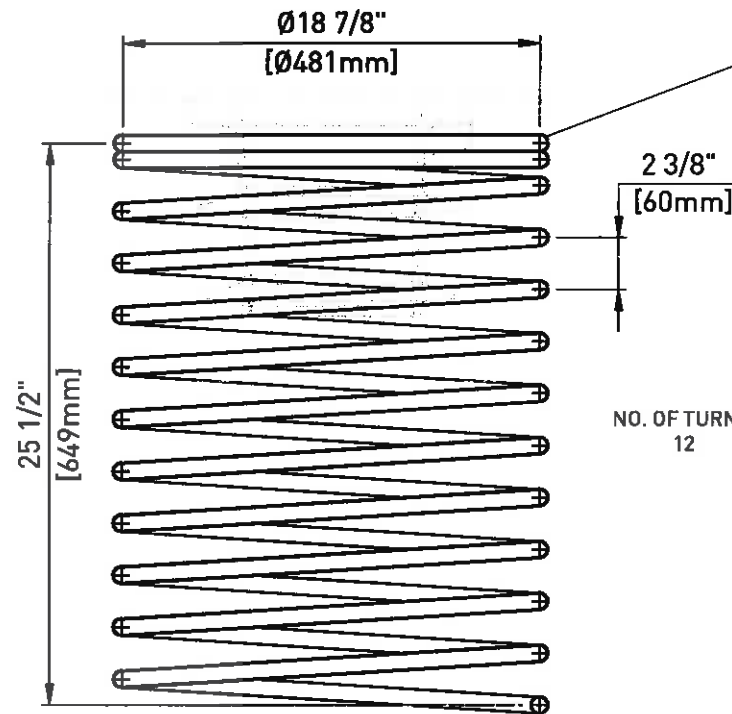
STANDARD SPIRAL  
FOR CONCRETE CLASS  $f'_{ci} = 4000\text{psi}$  (27.5MPa) \*



STANDARD SPIRAL  
FOR CONCRETE CLASS  $f'_{ci} = 6500\text{psi}$  (45MPa) \*



Tie the first 1-1/2 turns at the bearing plate side of the spiral to achieve full development



I have independently reviewed the calculations and testing reports, along with the documentation and certified that TENSA system spiral rebar detail meets the requirements as outlined in paragraph 3.3 PTI Anchorage Zone Design.

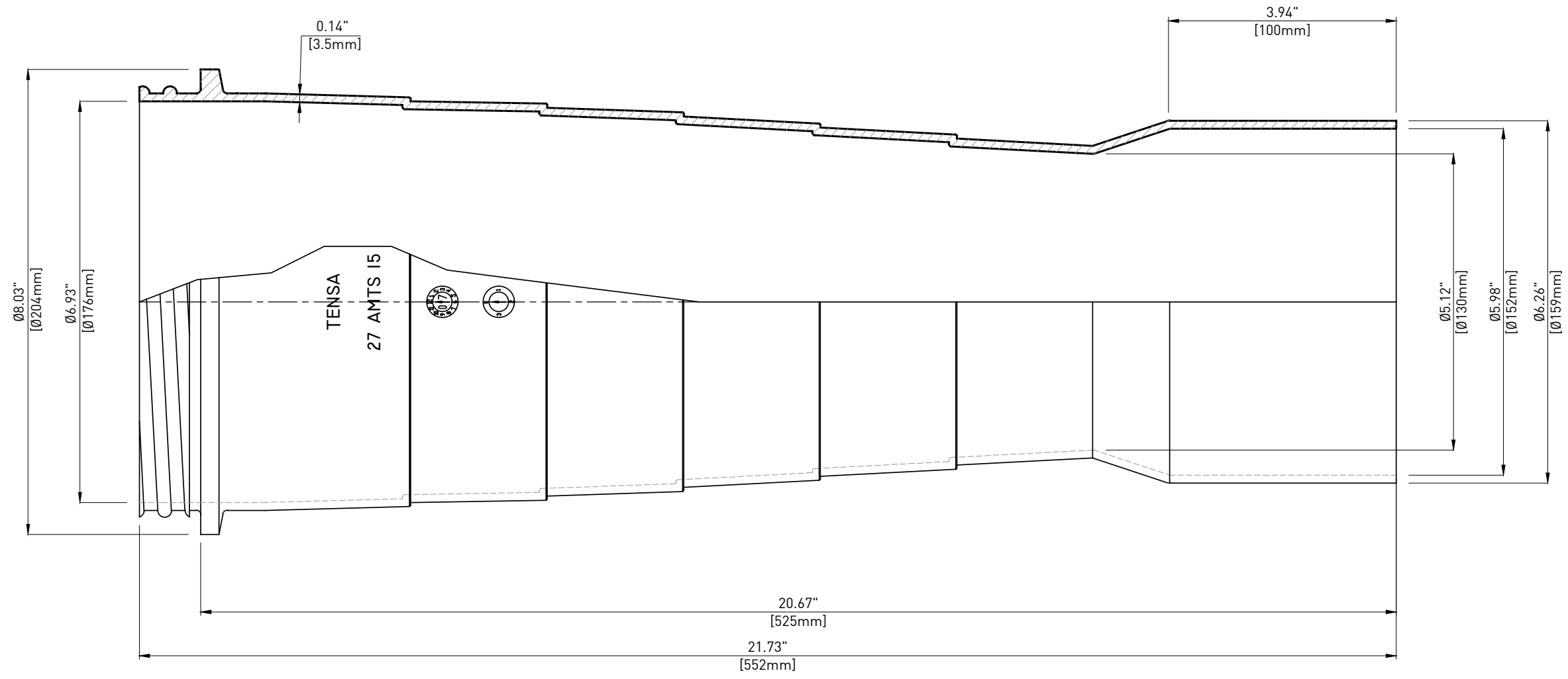
(\*) Do not apply post-tensioning forces until the concrete mean compressive strength  $f'_{ci}$  is not less than the values shown in the present drawing.

NOTE: The local zone reinforcement is to be shown on the shop drawings.

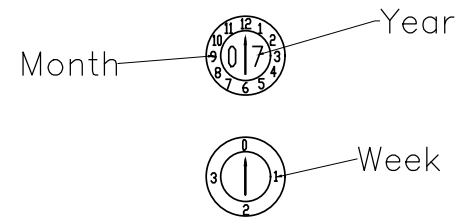
0	12/20/17	First issue	F.M.	T.C.
Rev.	Date	Description	Drawn	Checked

Material : Steel Rebar GR60, #6 - according to ASTM A615		Treatment : -	
		Title : <b>SPIRAL REBAR for 27AMTS15</b>	
		Drawn : F.MORAGLIA	Checked : T.CICCONI
TENSA AMERICA LLC - www.tensaamerica.com - PHONE: +1 305-866-9917 1111 KANE CONCOURSE, S.TE 200 - BAY HARBOR ISLAND - 33154 FL		Date : 12/20/2017	Part # : 27-05-00
Date : 12/20/2017		Dimensions : INCH [mm] FOR REFERENCE ONLY	Code : -
Document Property of TENSA AMERICA LLC This drawing contains proprietary information restricted solely for use on this project and may not be reproduced in whole or in part. For any other use without the expressed written permission of TENSA AMERICA LLC, the company will safeguard its rights according to the civil and penal provisions of the Law.			



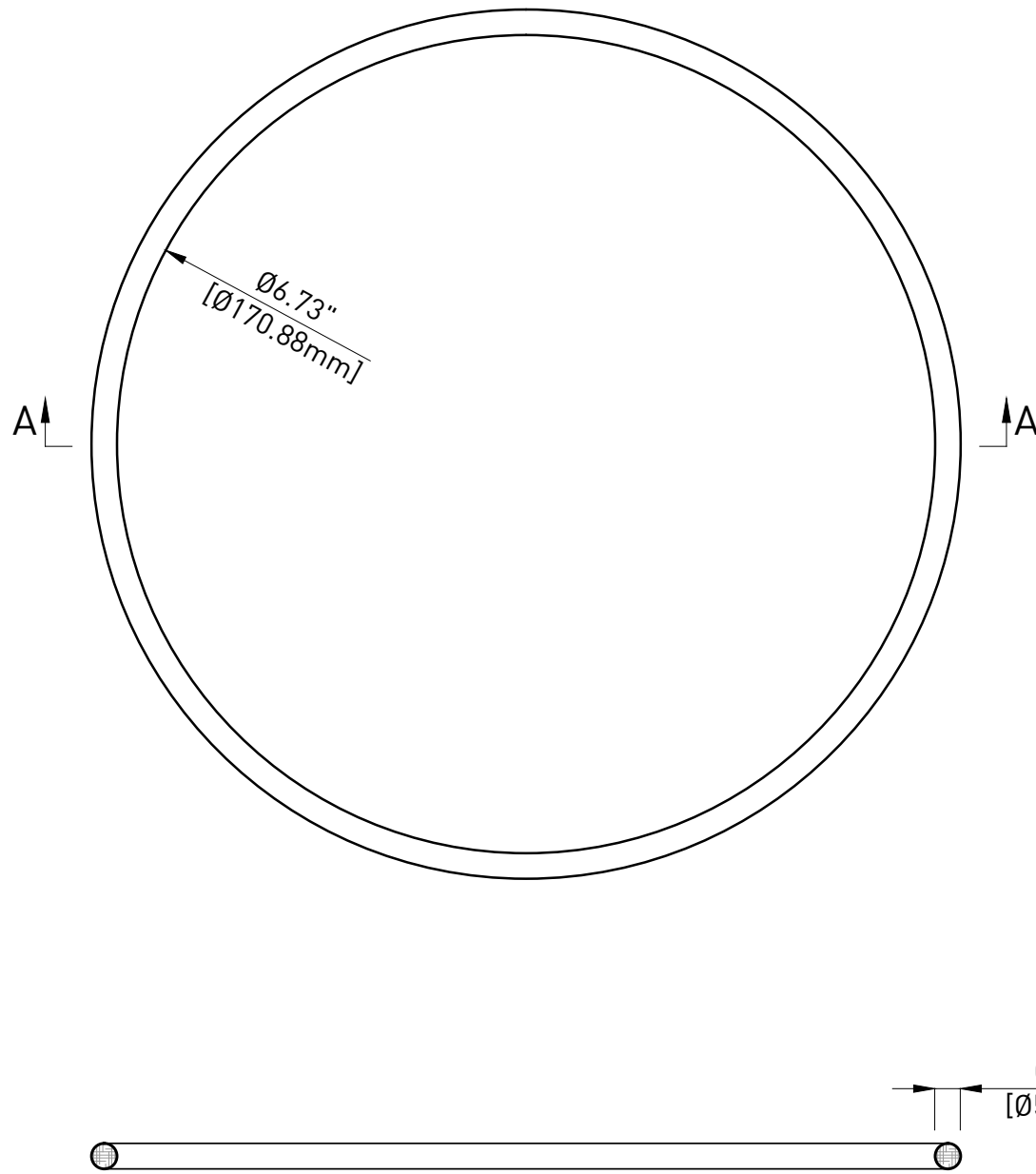


Marking – Type



Rev.	Date	Description	Drawn	Checked
0	04/26/18	First issue	L.C.	T.C.


Material : High Density Polyethylene - according to ASTM D3350		Treatment : -	
		Title : <b>TRUMPET for 27AMTS15 Internal Bonded and Internal Unbonded / External systems</b>	
		Drawn : L.CIVATI	Checked : T.CICCONI
TENZA AMERICA LLC - www.tensaamerica.com - PHONE: +1 305-866-9917 1111 KANE CONCOURSE, S. TE 200 - BAY HARBOR ISLAND - 33154 FL		Date : 04/26/2018	Part # : 27-06-00
Date : 04/26/2018		Dimensions : INCH [mm] mm FOR REFERENCE ONLY	Code : -
Document Property of TENZA AMERICA LLC This drawing contains proprietary information restricted solely for use on this project and may not be reproduced in whole or in part. For any other use without the expressed written permission of TENZA AMERICA LLC, the company will safeguard its rights according to the civil and penal provisions of the Law.			

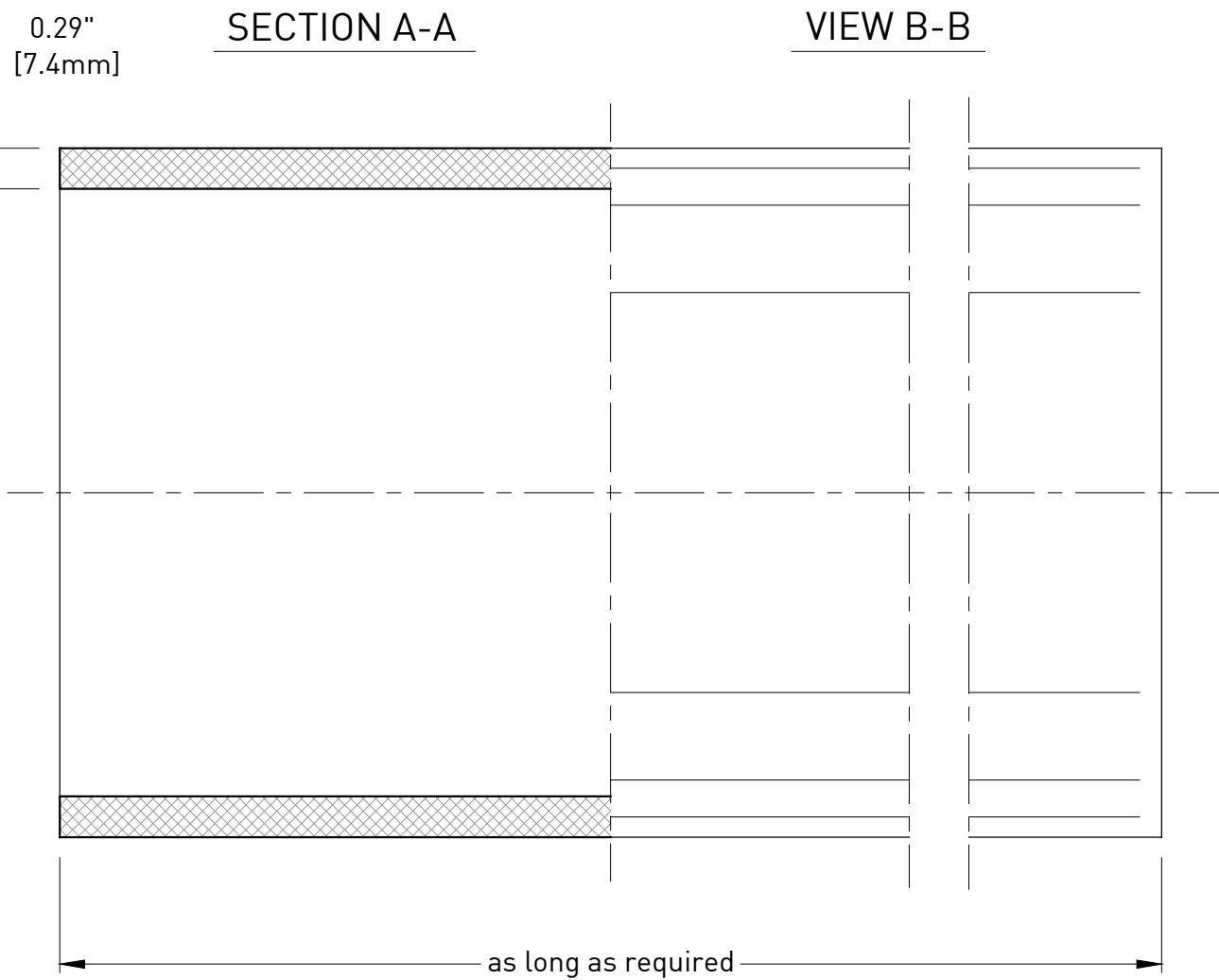
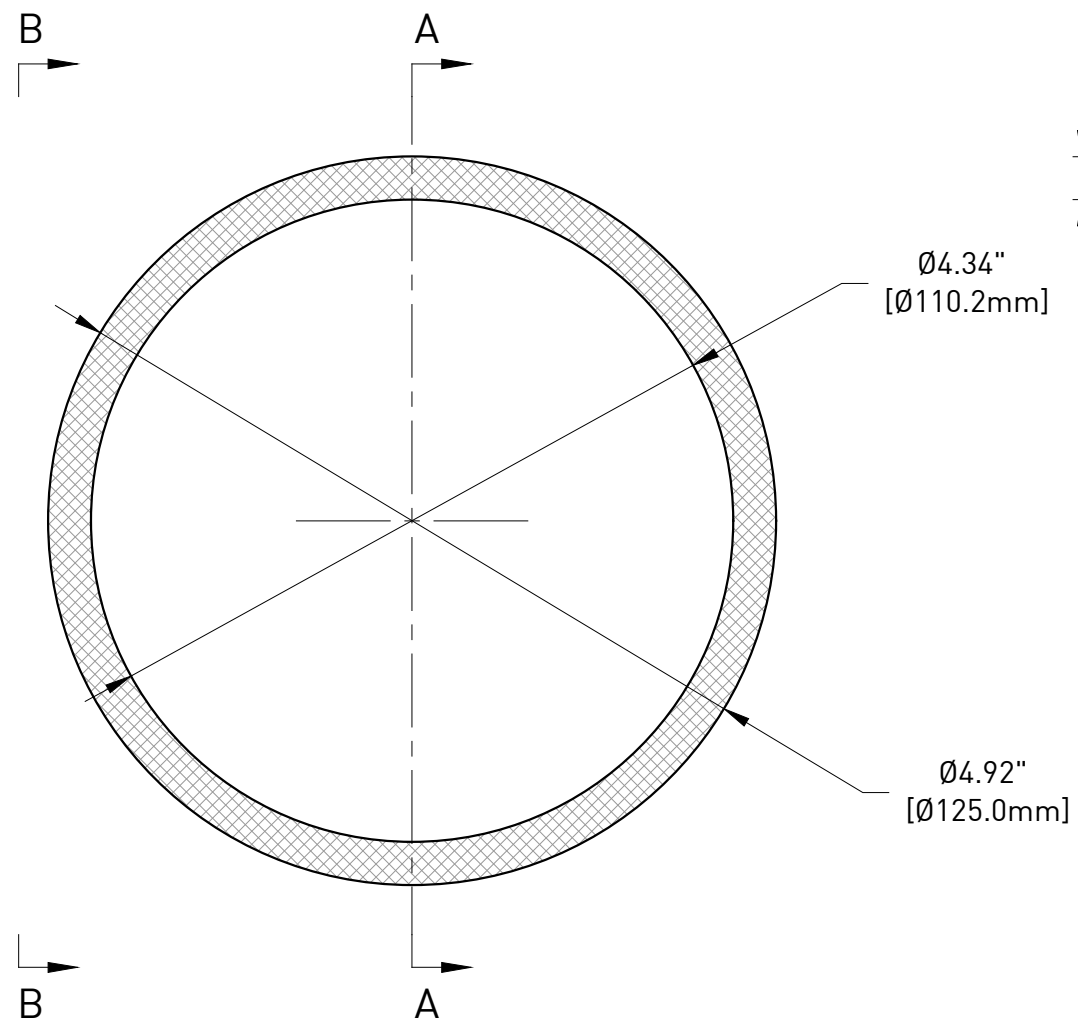


SECTION A-A

NOTE:

- This drawing is not intended for manufacturing purposes.

Rev.	Date	Description	Drawn	Checked
0	08/23/16	First issue	L.C.	T.C.
Material :		Treatment :		
NBR - according to FDoT Tab. 2.2.1.7-1 Sec.960		-		
		<b>Title :</b> <b>Centro Guarnizioni TIGER s.r.l</b> <b>COMPRESSION SEAL</b> <b>for 27AMTS15</b> <b>between Anchor and Trumpet</b>		
TENZA AMERICA LLC - www.tensaamerica.com - PHONE: +1 305-866-9917 1111 KANE CONCOURSE, S.TE 200 - BAY HARBOR ISLAND - 33154 FL		Drawn : L.CIVATI	Checked : T.CICCONE	
Date : 08/23/2016	Dimensions : <small>INCH [mm]</small> <small>mm FOR REFERENCE ONLY</small>	<b>Part # : 27-06-01</b>	Code : OR 06670	
<small>Document Property of TENSA AMERICA LLC</small> <small>This drawing contains proprietary information restricted solely for use on this project and may not be reproduced in whole or in part. For any other use without the expressed written permission of TENSA AMERICA LLC, the company will safeguard its rights according to the civil and penal provisions of the Law.</small>				



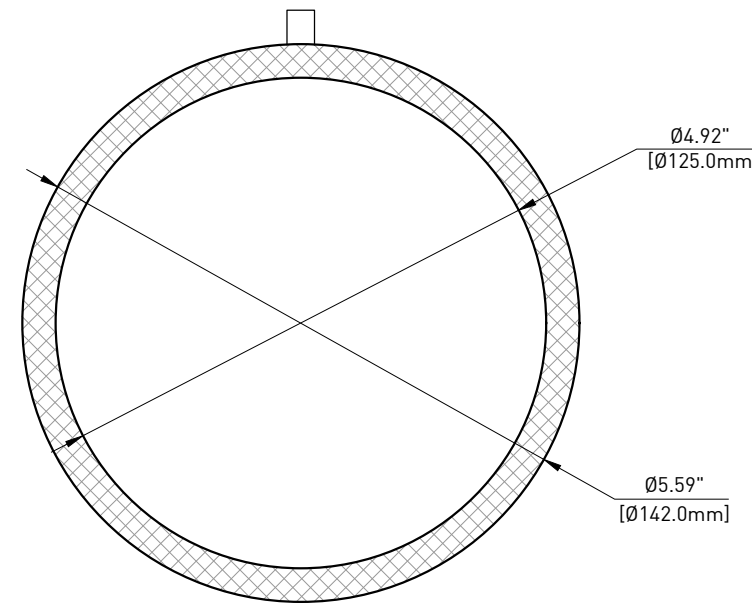
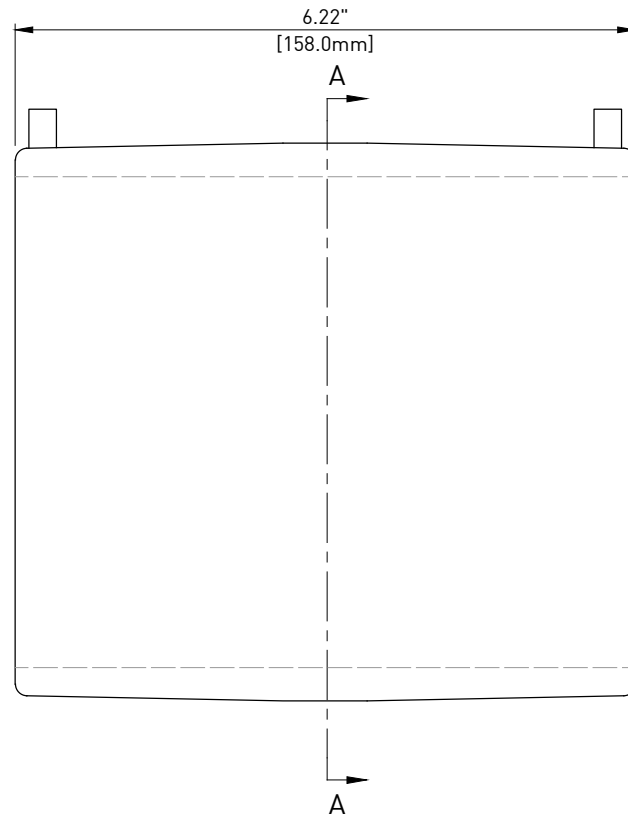
Minimum radius of curvature for prefabricated sections of duct	13 ft (3.96 m)
Minimum radius of curvature for straight sections of duct to be field bent	25 ft (7.62 m)

**NOTE:**

- This drawing is not intended for manufacturing purposes;
- Duct meets FDoT requirements (Par. 2.2.1.2 and 2.4.4 Section 960):
  - maximum dimensional ratio (DR) of 17 as per ASTM D3035 or ASTM F714
  - 125 psi rated
  - minimum cell class of 445574C as per ASTM D3350
  - minimum OIT of 40 minutes as per ASTM D3895

0	03/20/19	First issue	L.C.	T.C.
Rev.	Date	Description	Drawn	Checked

Material : High Density Polyethylene- according to ASTM D3350		Treatment : -	
		Title : <b>SMOOTH PLASTIC DUCT 5"</b> <b>for External and Internal Unbonded Systems - Std. fit for 27AMTS15</b>	
		TENSA AMERICA LLC - www.tensaamerica.com - PHONE: +1 305-866-9917 1111 KANE CONCOURSE, S. TE 200 - BAY HARBOR ISLAND - 33154 FL	Drawn : L.CIVATI Checked : T.CICCONE
Date : 03/20/2019	Dimensions : $\frac{\text{INCH [mm]}}{\text{mm}}$ FOR REFERENCE ONLY	Part # : E-IU-27-07-08	Code : -
Document Property of TENSA AMERICA LLC This drawing contains proprietary information restricted solely for use on this project and may not be reproduced in whole or in part. For any other use without the expressed written permission of TENSA AMERICA LLC, the company will safeguard its rights according to the civil and penal provisions of the Law.			



SECTION A-A

**INSTALLATION**

**Preparing the duct**

1. Scrape the duct up to 0.4" (10mm) beyond the insertion length of the fitting.
2. Clean the welding area and let it dry.
3. Insert the duct ends straight into the fitting for the correct length.
4. Install the aligners in order to keep straight position.

**Welding Process**

5. Connect the welding cables to the electrofusion coupler connectors and enter the welding parameters in the device.
6. At the end of the welding cycle, disconnect the cables and wait for the cooling.
7. Remove the aligners.

**NOTE:**

- The installation procedure is general; reference to manufacturer's instruction manual for the detailed installation instructions;
- This drawing is not intended for manufacturing purposes;
- Coupler meets FDoT requirements (Par. 2.2.1.5 Section 960):
  - 150 psi rated
  - minimum cell class of 445574C as per ASTM D3350
  - minimum OIT of 40 minutes as per ASTM D3895

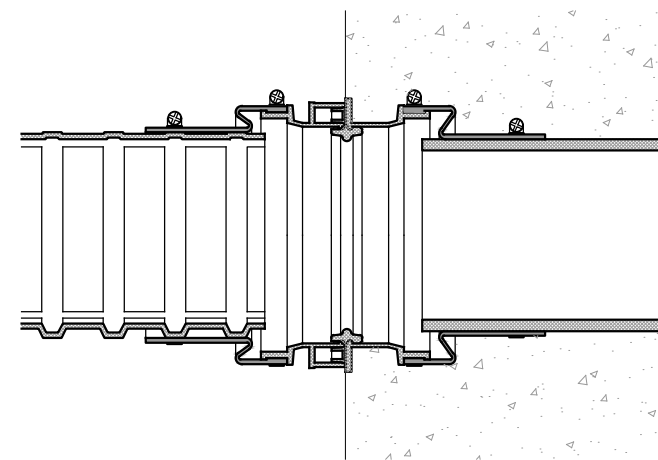
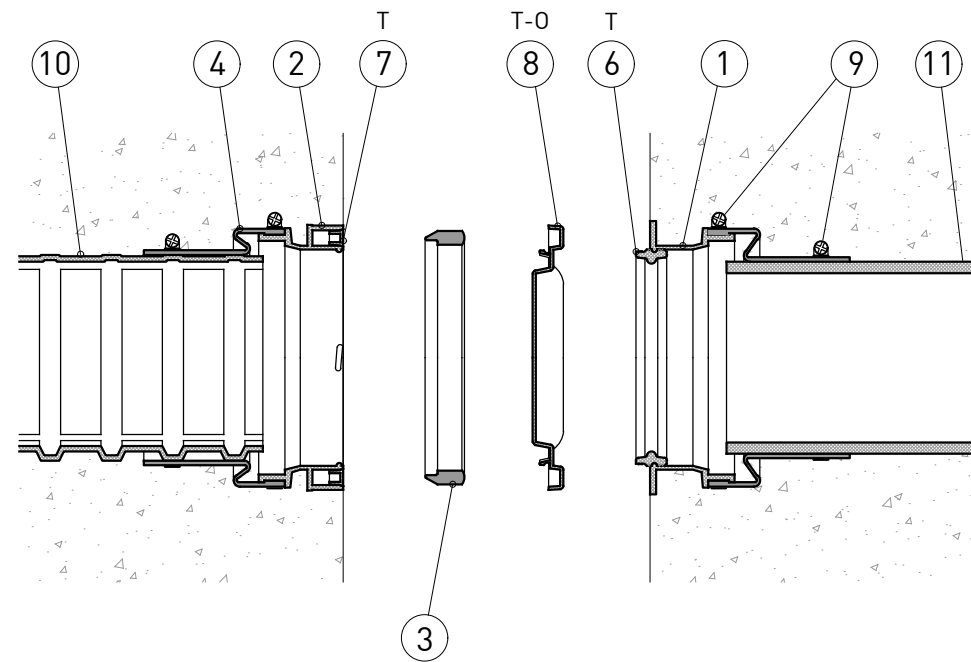
Rev.	Date	Description	Drawn	Checked
0	03/20/19	First issue	L.C.	T.C.

Material : High Density Polyethylene- according to ASTM D3350	Treatment : -
--	------------------

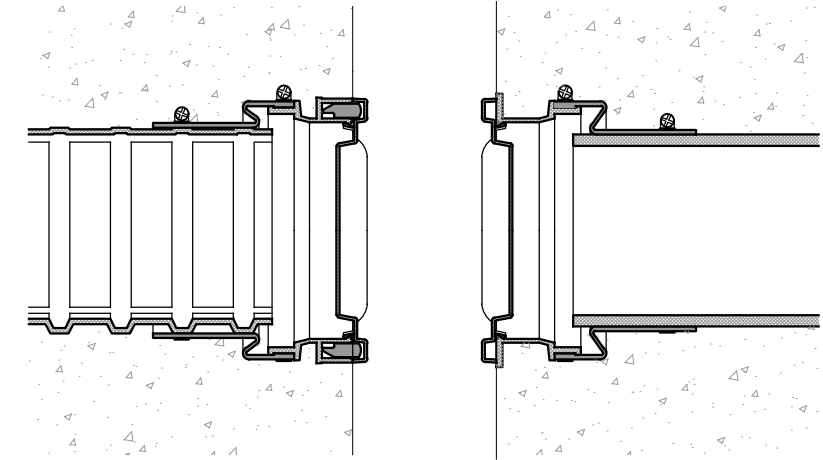
	Title : <b>ELECTROFUSION COUPLER for 5" HDPE DUCT CONNECTION Standard fit for 27AMTS15</b>	
	Drawn : L.CIVATI	Checked : T.CICCONE

TENSA AMERICA LLC - www.tensaamerica.com - PHONE: +1 305-866-9917 1111 KANE CONCOURSE, S. TE 200 - BAY HARBOR ISLAND - 33154 FL	Date : 03/20/2019	Dimensions : <small>INCH [mm] mm FOR REFERENCE ONLY</small>	Part # : E-IU-27-07-12	Code : -
--	-------------------	---	------------------------	----------

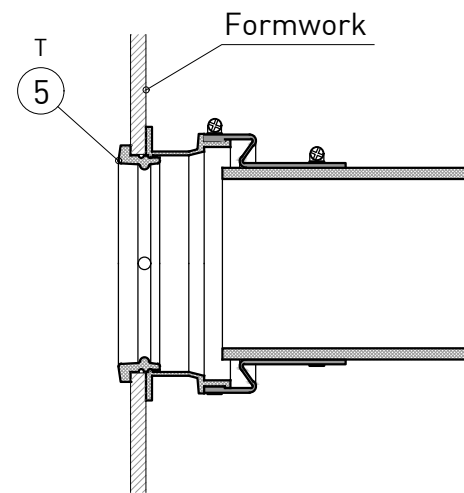
Document Property of TENSA AMERICA LLC  
This drawing contains proprietary information restricted solely for use on this project and may not be reproduced in whole or in part. For any other use without the expressed written permission of TENSA AMERICA LLC, the company will safeguard its rights according to the civil and penal provisions of the Law.



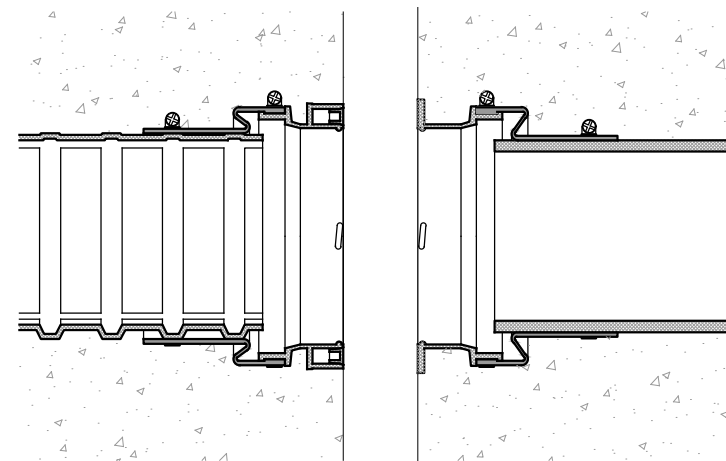
**PHASE B**  
match-cast coupler connection



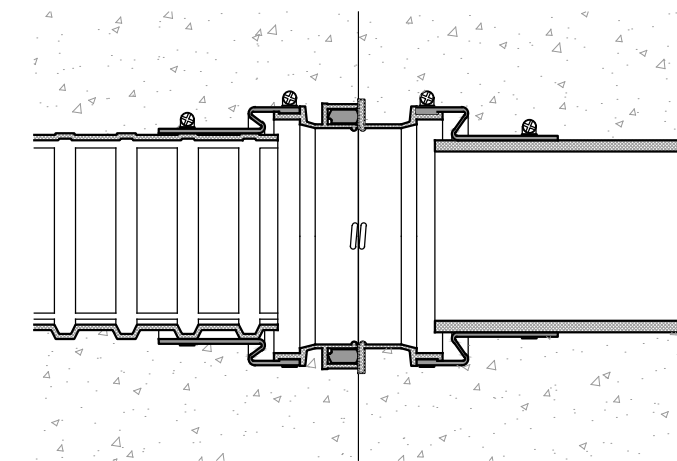
**PHASE D**  
gasket placing and protection



**PHASE A**  
bulkhead coupler connection



**PHASE C**  
segments detachment



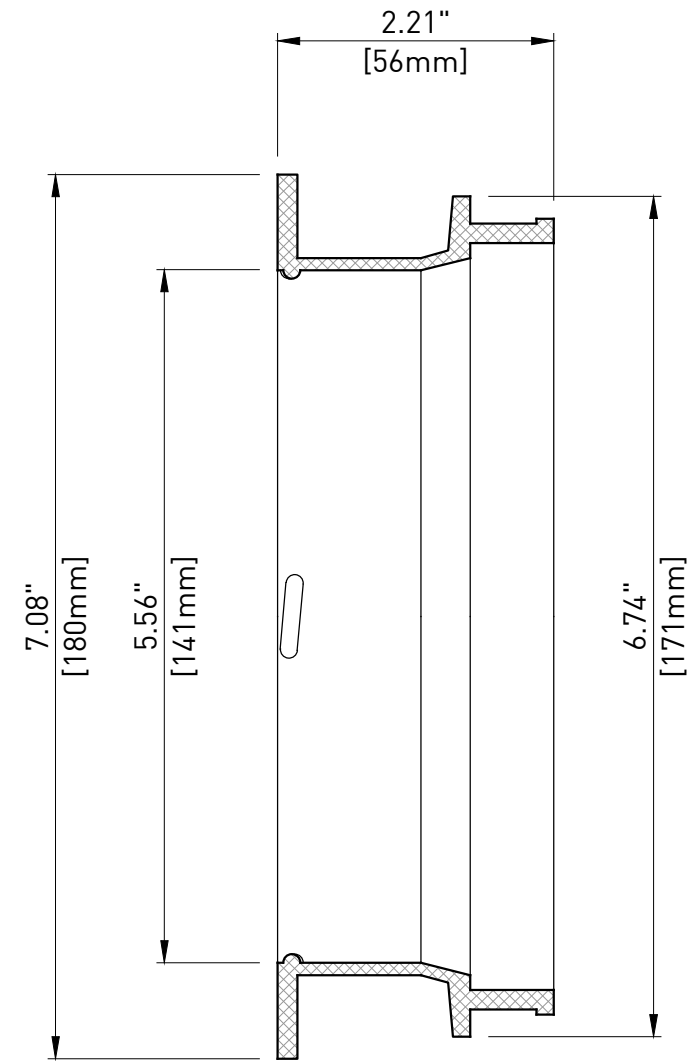
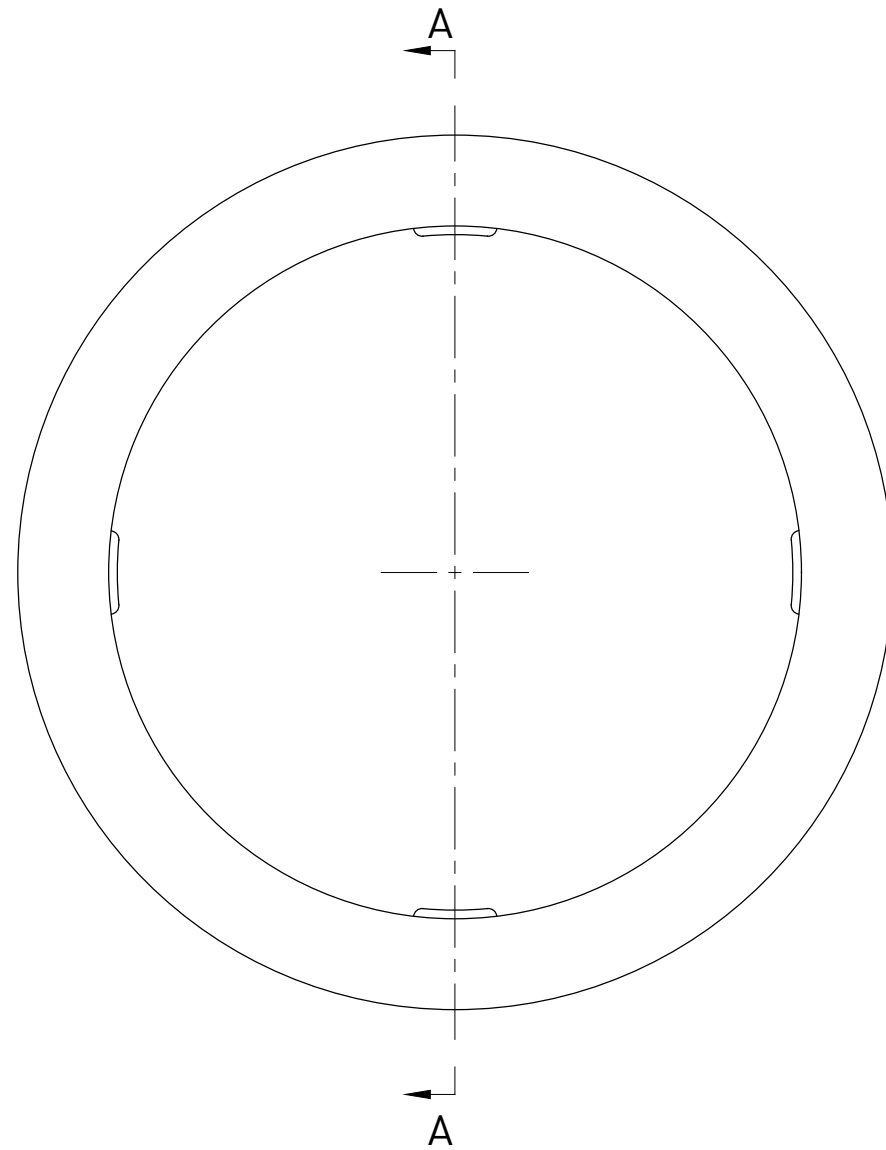
**PHASE E**  
segments connection

BILL OF MATERIALS			
ITEM	PART #	DESCRIPTION	MATERIAL
1	XX-07-03-01	Bulkhead Coupler	Polypropylene - according to ASTM D4101
2	XX-07-03-02	Match-Cast Coupler	Polypropylene - according to ASTM D4101
3	XX-07-03-03	Sealing Gasket	TPR Blend - according to FDoT Tab.2.2.1.7-1 Sec.960
4	XX-07-03-04	Boot	TPR Blend - according to FDoT Tab.2.2.1.7-1 Sec.960
5	XX-07-03-05	Bulkhead load plug	Nylon
6	XX-07-03-06	Match-Cast Load Plug	Nylon
7	XX-07-03-07	Gasket Blockout	Polypropylene - according to ASTM D4101
8	XX-07-03-08	Storage Cap	Polypropylene - according to ASTM D4101
9	00-10-00	Band Clamp	Stainless Steel GR316 - according to ASTM A240
10	I-XX-07-00	Corrugated Duct	Polypropylene - according to ASTM D4101
11	E-IU-XX-07-08	Smooth Plastic Duct	High Density Polyethylene - according to ASTM D3350

**NOTE:**

- Reference to manufacturer's installation manual for the detailed installation instructions;
- The representation of both smooth and corrugated duct in the same coupler is purely representative;
- Segmental duct coupler meets FDoT requirements (Par. 2.2.1.6 and 3.2.1 Section 960)
- Components marked with "T" on the drawing are temporary, components marked with "O" are optional
- In the beside table "XX" stands for the system dimension


Rev.	Date	Description	Drawn	Checked
0	03/20/19	First issue	L.C.	T.C.
Material : See proper drawing			Treatment : -	
		<b>Title :</b> <b>GTI SEGMENTAL DUCT COUPLER</b> <b>for corrugated duct and</b> <b>smooth pipe</b>		
TENZA AMERICA LLC - www.tensaamerica.com - PHONE: +1 305-866-9917 1111 KANE CONCOURSE, S. TE 200 - BAY HARBOR ISLAND - 33154 FL		Drawn : L.CIVATI	Checked : T.CICCONE	
Date : 03/20/2019	Dimensions : <small>INCH (mm)</small> <small>mm FOR REFERENCE ONLY</small>	Part # : XX-07-03	Code : -	
<small>Document Property of TENSA AMERICA LLC</small>				
<small>This drawing contains proprietary information restricted solely for use on this project and may not be reproduced in whole or in part. For any other use without the expressed written permission of TENSA AMERICA LLC, the company will safeguard its rights according to the civil and penal provisions of the Law.</small>				



SECTION A-A

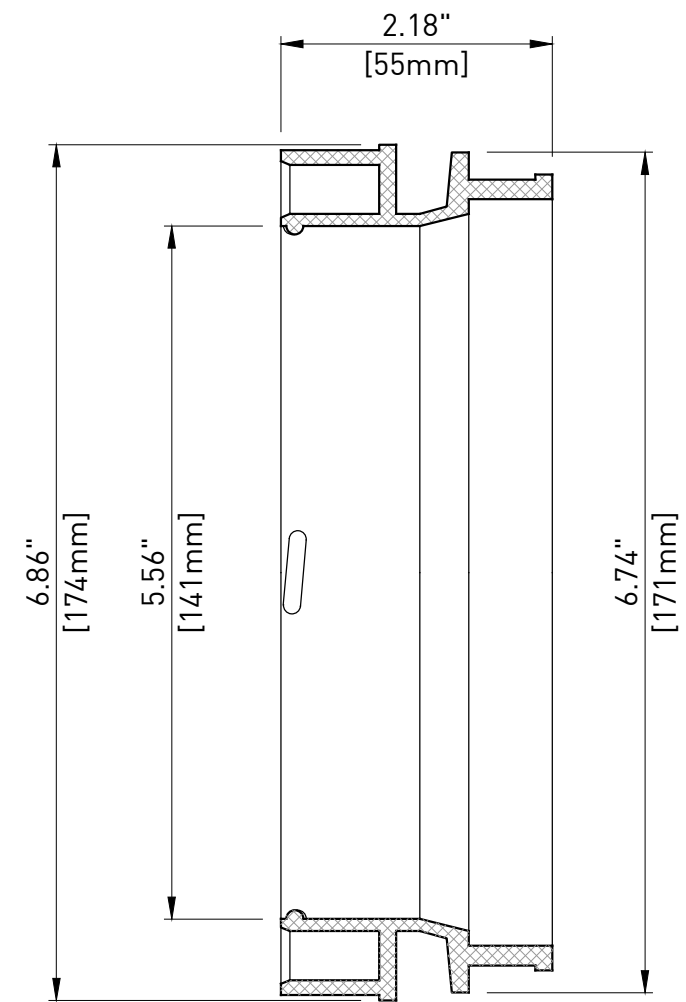
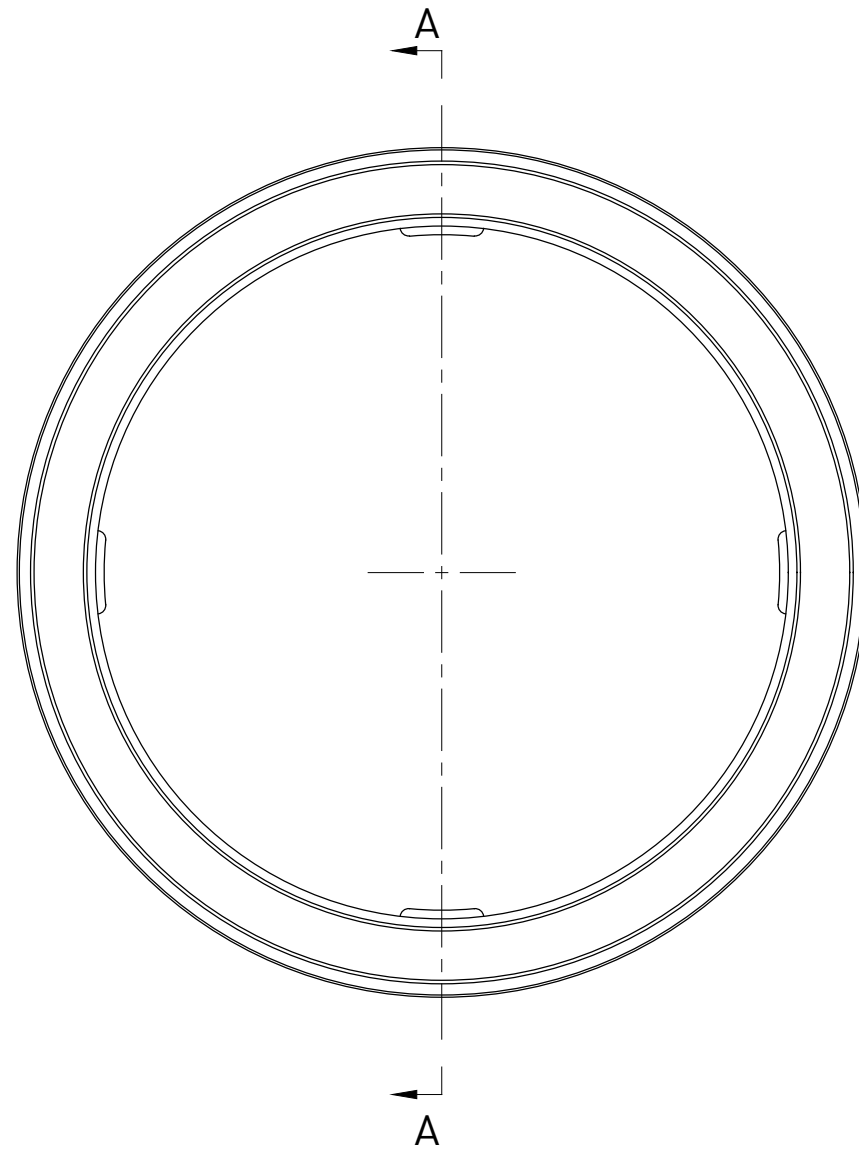
NOTE:

- All dimensions are measured;
- This drawing is not intended for manufacturing purposes.

Material : Polypropylene - according to ASTM D4101		Treatment : -	
		Title : <b>GTI SDC BULKHEAD COUPLER 4.50"</b> <b>for 4.5" GTI corrugated duct and</b> <b>5" smooth duct</b> <b>Standard fit for 27AMTS15</b> <b>Alternate fit for 19AMTS15</b>	
		TENZA AMERICA LLC - www.tensaamerica.com - PHONE: +1 305-866-9917 1111 KANE CONCOURSE, S.TE 200 - BAY HARBOR ISLAND - 33154 FL	
Date : 03/20/2019	Dimensions : <small>INCH [mm]</small> <small>mm FOR REFERENCE ONLY</small>	Drawn : L. CIVATI	Checked : T. CICCONE
Date : 03/20/2019		Part # : 27-07-03-01	Code : 220481
<small>Document Property of TENSA AMERICA LLC</small> <small>This drawing contains proprietary information restricted solely for use on this project and may not be reproduced in whole or in part. For any other use without the expressed written permission of TENSA AMERICA LLC, the company will safeguard its rights according to the civil and penal provisions of the Law.</small>			

0	03/20/19	First issue	L.C.	T.C.
Rev.	Date	Description	Drawn	Checked






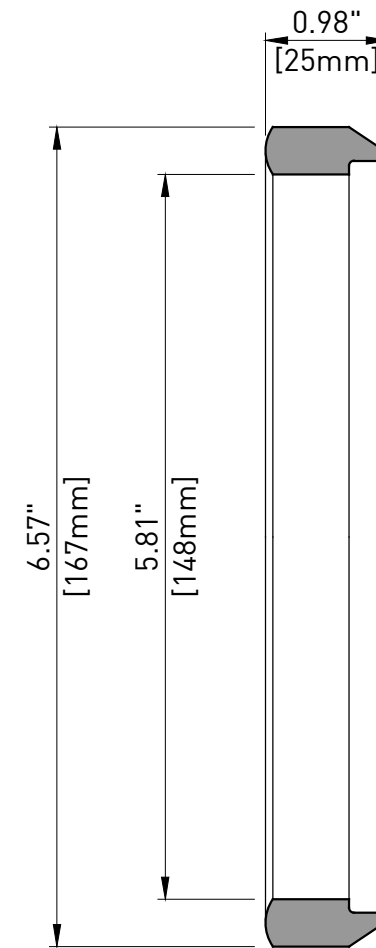
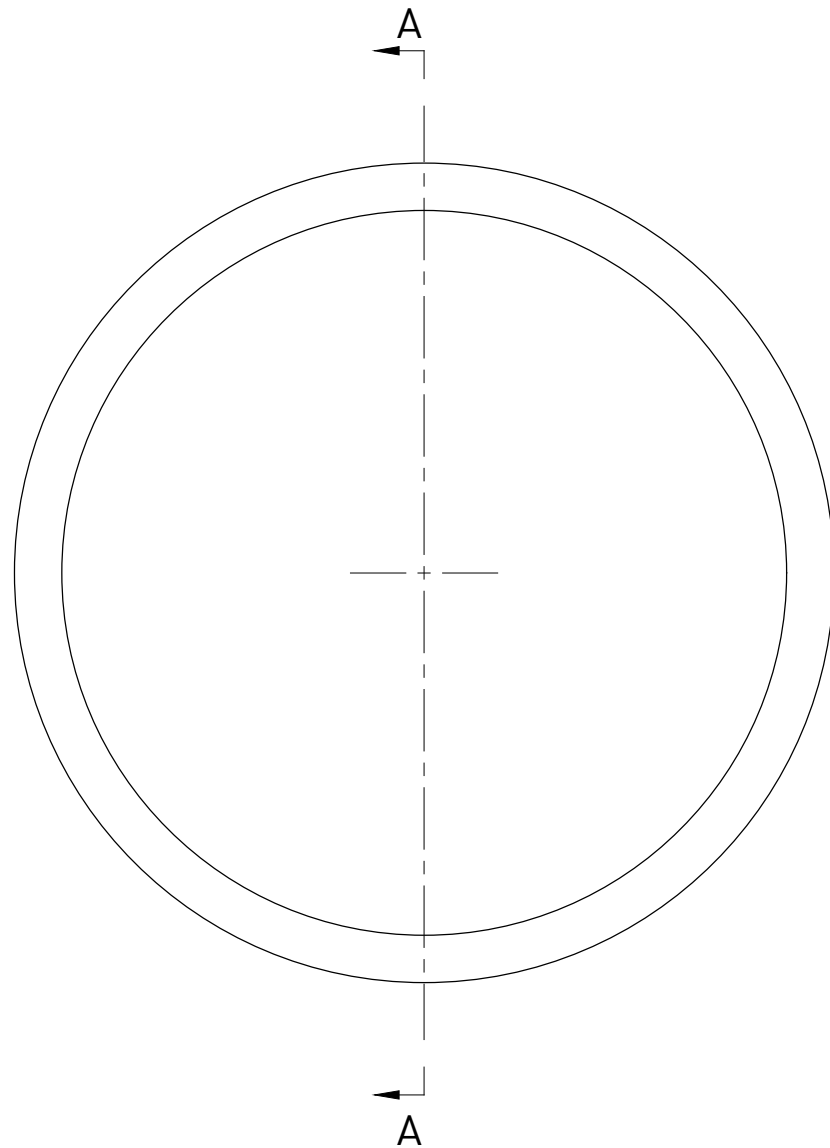
SECTION A-A

NOTE:

- All dimensions are measured;
- This drawing is not intended for manufacturing purposes.

Material : Polypropylene - according to ASTM D4101		Treatment : -	
		Title : <b>GTI SDC MATCHCAST COUPLER 4.50"</b> <b>for 4.5" GTI corrugated duct and</b> <b>5" smooth duct</b> <b>Standard fit for 27AMTS15</b> <b>Alternate fit for 19AMTS15</b>	
		TENZA AMERICA LLC - www.tensaamerica.com - PHONE: +1 305-866-9917 1111 KANE CONCOURSE, S.TE 200 - BAY HARBOR ISLAND - 33154 FL	
Date : 03/20/2019	Dimensions : <small>INCH [mm]</small> <small>mm FOR REFERENCE ONLY</small>	Drawn : L. CIVATI	Checked : T. CICCONE
Date : 03/20/2019		Part # : 27-07-03-02	Code : 220482
<small>Document Property of TENSA AMERICA LLC</small> <small>This drawing contains proprietary information restricted solely for use on this project and may not be reproduced in whole or in part. For any other use without the expressed written permission of TENSA AMERICA LLC, the company will safeguard its rights according to the civil and penal provisions of the Law.</small>			


0	03/20/19	First issue	L.C.	T.C.
Rev.	Date	Description	Drawn	Checked



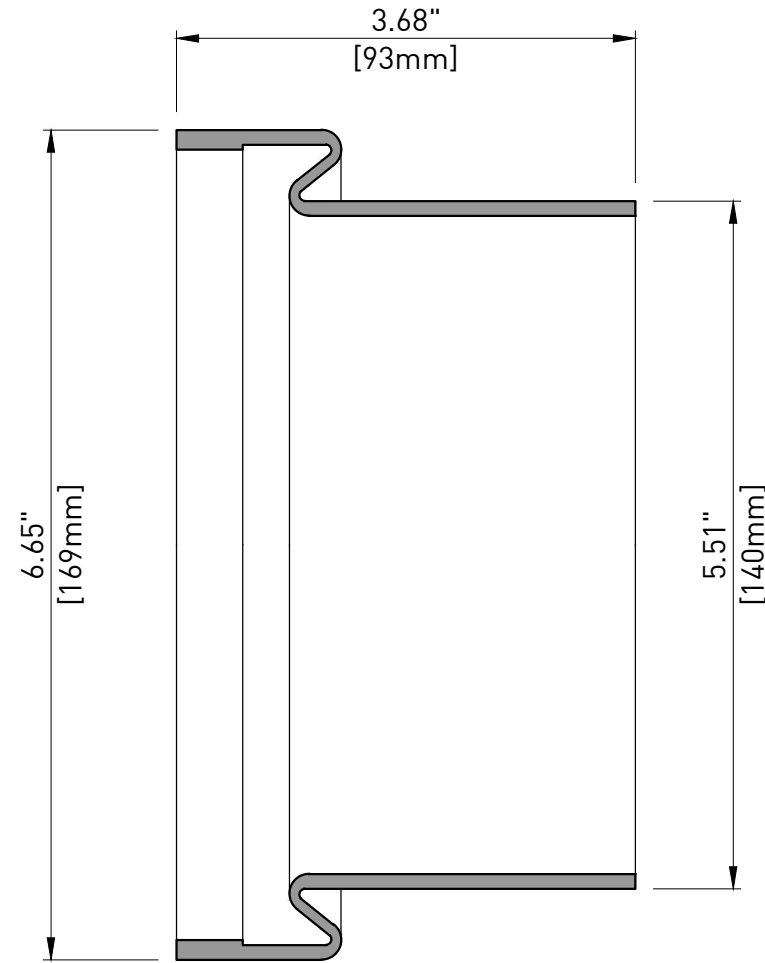
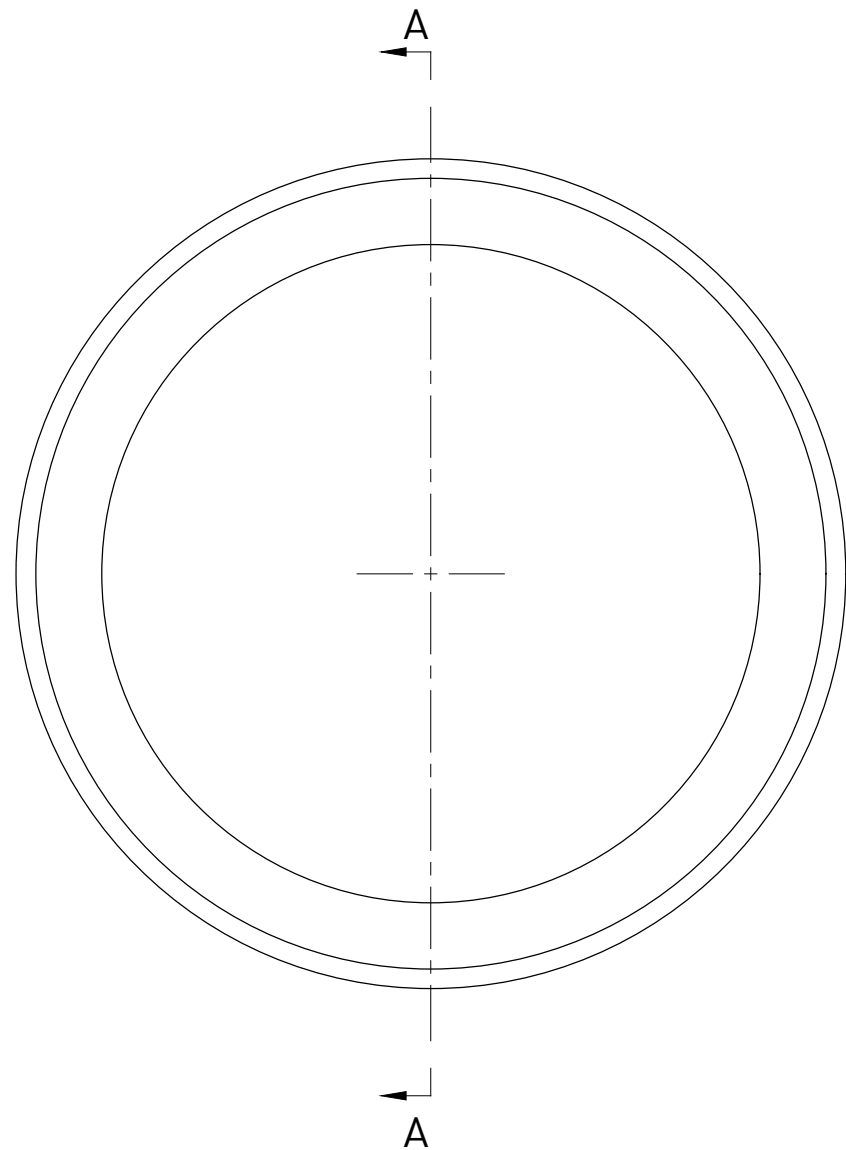
SECTION A-A

NOTE:

- All dimensions are measured;
- This drawing is not intended for manufacturing purposes.

Material : TPR Blend - according to FDOT Tab.2.2.1.7-1 Sec.960		Treatment : -	
		Title : <b>GTI SDC SEALING GASKET 4.5"</b> <b>for 4.5" GTI corrugated duct and</b> <b>5" smooth duct</b> <b>Standard fit for 27AMTS15</b> <b>Alternate fit for 19AMTS15</b>	
		TENSA AMERICA LLC - www.tensaamerica.com - PHONE: +1 305-866-9917 1111 KANE CONCOURSE, S.TE 200 - BAY HARBOR ISLAND - 33154 FL	Drawn : L. CIVATI Checked : T. CICCONE
Date : 03/20/2019	Dimensions : <small>INCH [mm]</small> <small>mm FOR REFERENCE ONLY</small>	Part # : 27-07-03-03	Code : 220483
<small>Document Property of TENSA AMERICA LLC</small> <small>This drawing contains proprietary information restricted solely for use on this project and may not be reproduced in whole or in part. For any other use without the expressed written permission of TENSA AMERICA LLC, the company will safeguard its rights according to the civil and penal provisions of the Law.</small>			


0	03/20/19	First issue	L.C.	T.C.
Rev.	Date	Description	Drawn	Checked



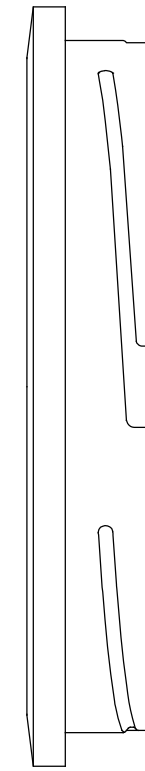
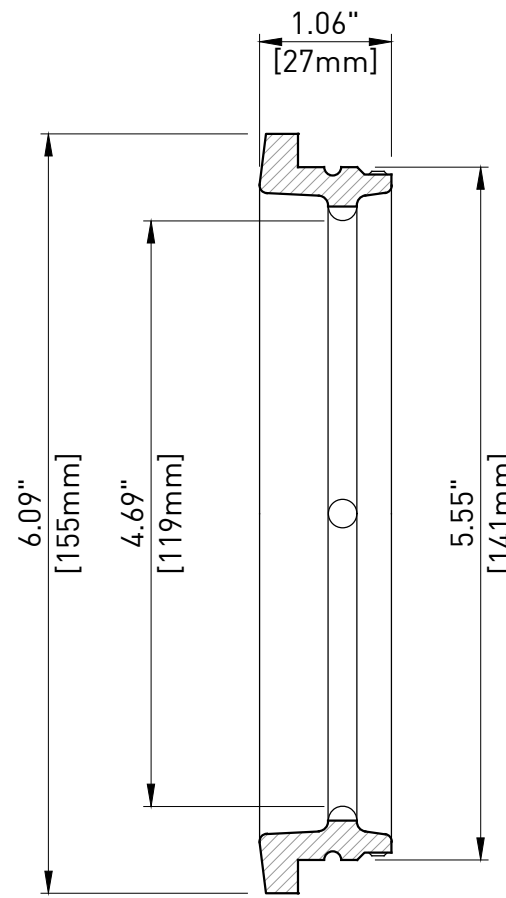
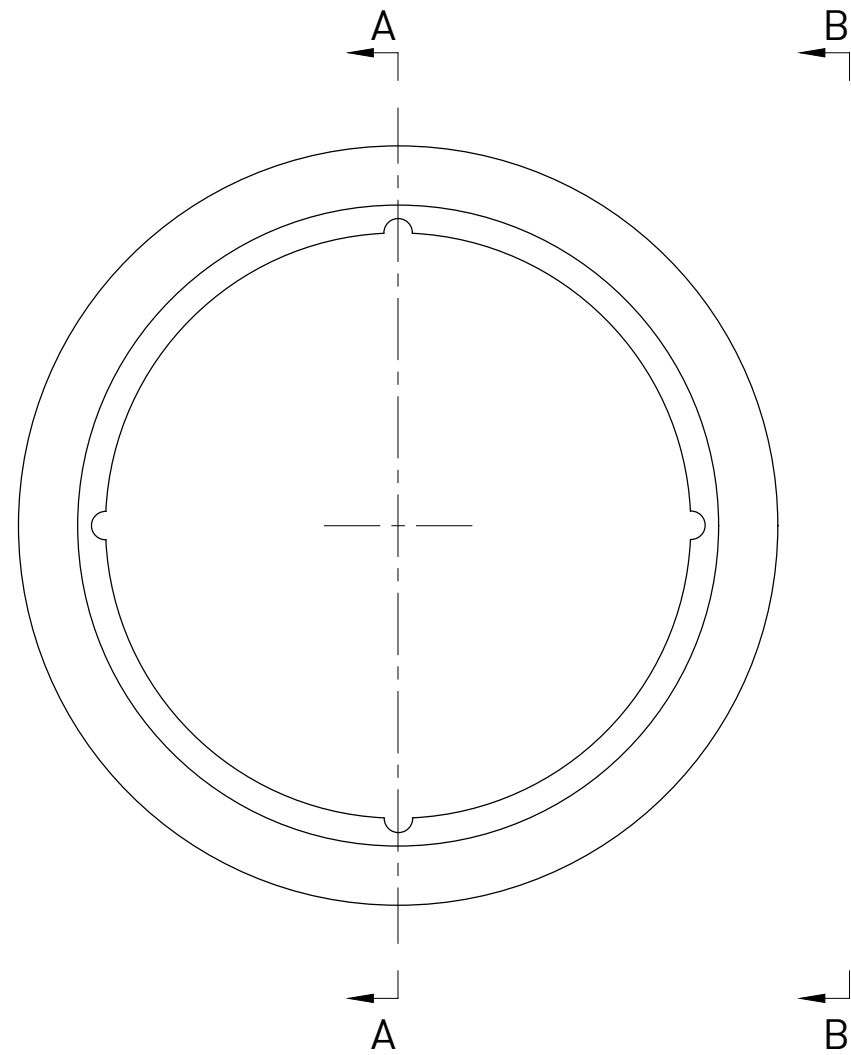
SECTION A-A

NOTE:

- All dimensions are measured;
- This drawing is not intended for manufacturing purposes.

Material : TPR Blend - according to FDOT Tab.2.2.1.7-1 Sec.960		Treatment : -	
 <small>TENSA AMERICA LLC - www.tensaamerica.com - PHONE: +1 305-866-9917 1111 KANE CONCOURSE, S.TE 200 - BAY HARBOR ISLAND - 33154 FL</small>		Title : <b>GTI SDC BOOT 4.5"</b> <b>for 4.5" GTI corrugated duct and</b> <b>5" smooth duct</b> <b>Standard fit for 27AMTS15</b> <b>Alternate fit for 19AMTS15</b>	
		Drawn : L. CIVATI	Checked : T. CICCONE
Date : 03/20/2019	Dimensions : <small>INCH [mm]</small> <small>mm FOR REFERENCE ONLY</small>	Part # : 27-07-03-04	Code : 220484
<small>Document Property of TENSA AMERICA LLC</small>			
<small>This drawing contains proprietary information restricted solely for use on this project and may not be reproduced in whole or in part. For any other use without the expressed written permission of TENSA AMERICA LLC, the company will safeguard its rights according to the civil and penal provisions of the Law.</small>			

0	03/20/19	First issue	L.C.	T.C.
Rev.	Date	Description	Drawn	Checked




SECTION A-A

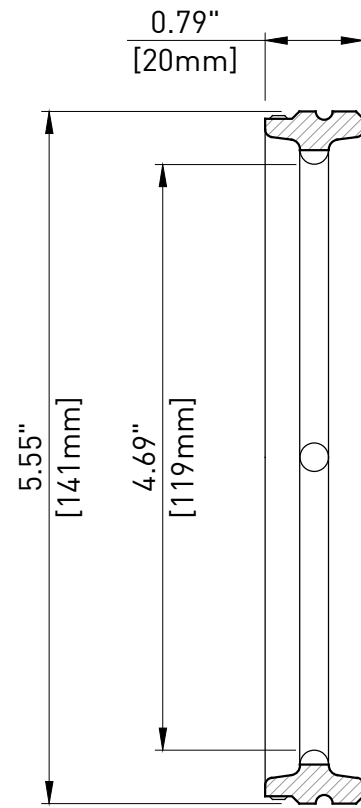
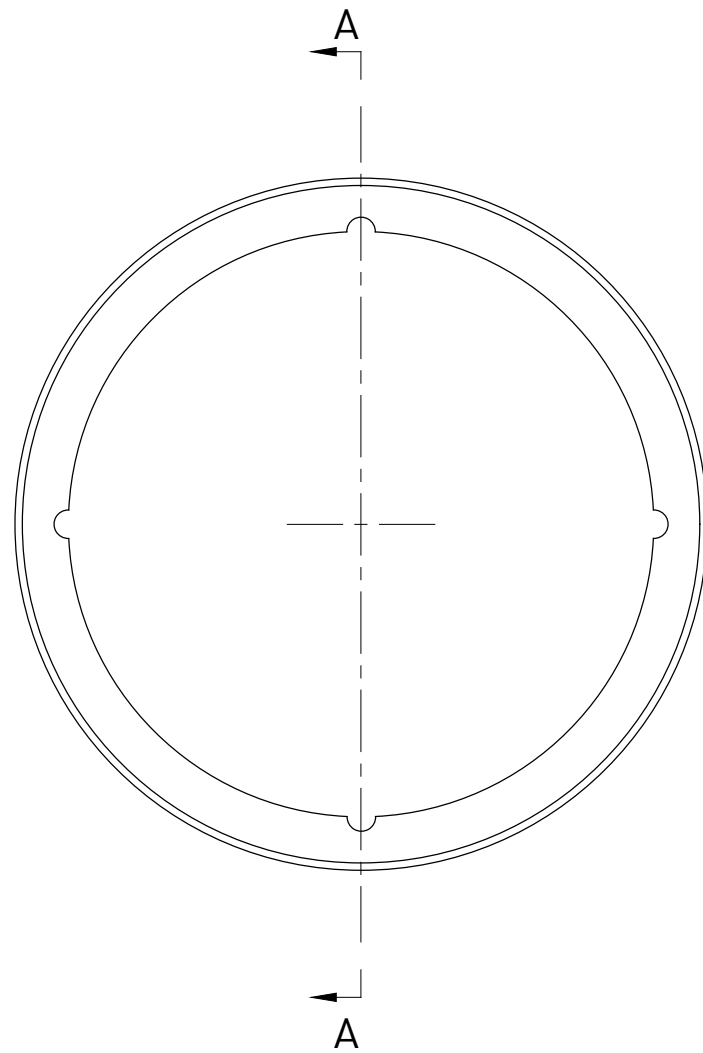
VIEW B-B

NOTE:

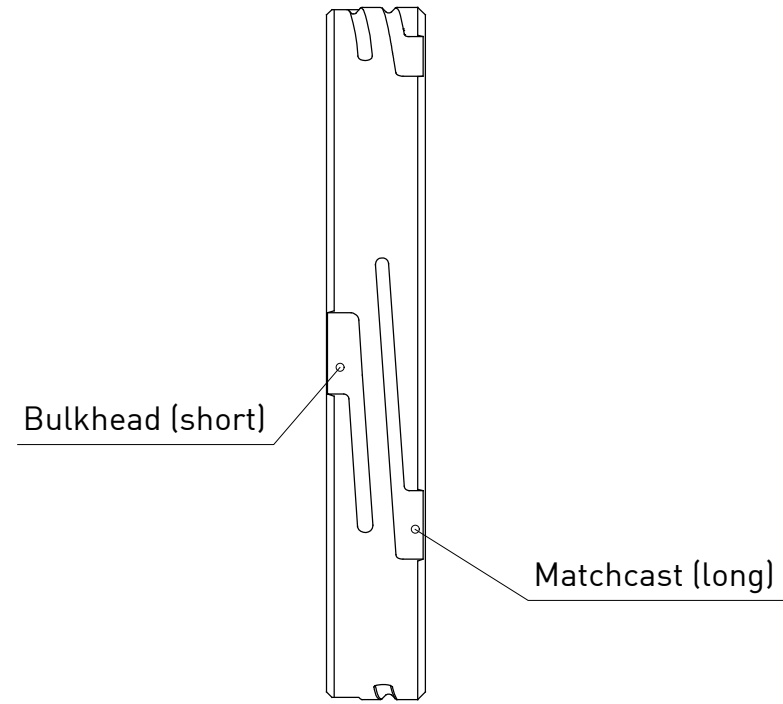
- All dimensions are measured;
- This drawing is not intended for manufacturing purposes;
- Temporary item.

Material : Nylon		Treatment : -	
		Title : <b>GTI SDC BULKHEAD LOAD PLUG 4.5"</b> <b>for 4.5" GTI corrugated duct and</b> <b>5" smooth duct</b> <b>Standard fit for 27AMTS15</b> <b>Alternate fit for 19AMTS15</b>	
		TENZA AMERICA LLC - www.tensaamerica.com - PHONE: +1 305-866-9917 1111 KANE CONCOURSE, S.TE 200 - BAY HARBOR ISLAND - 33154 FL	
Date : 03/20/2019	Dimensions : <small>INCH [mm]</small> <small>mm FOR REFERENCE ONLY</small>	Drawn : L. CIVATI	Checked : T. CICCONE
Date : 03/20/2019		Part # : 27-07-03-05	Code : 220493
<small>Document Property of TENSA AMERICA LLC</small> <small>This drawing contains proprietary information restricted solely for use on this project and may not be reproduced in whole or in part. For any other use without the expressed written permission of TENSA AMERICA LLC, the company will safeguard its rights according to the civil and penal provisions of the Law.</small>			

0	03/20/19	First issue	L.C.	T.C.
Rev.	Date	Description	Drawn	Checked




SECTION A-A



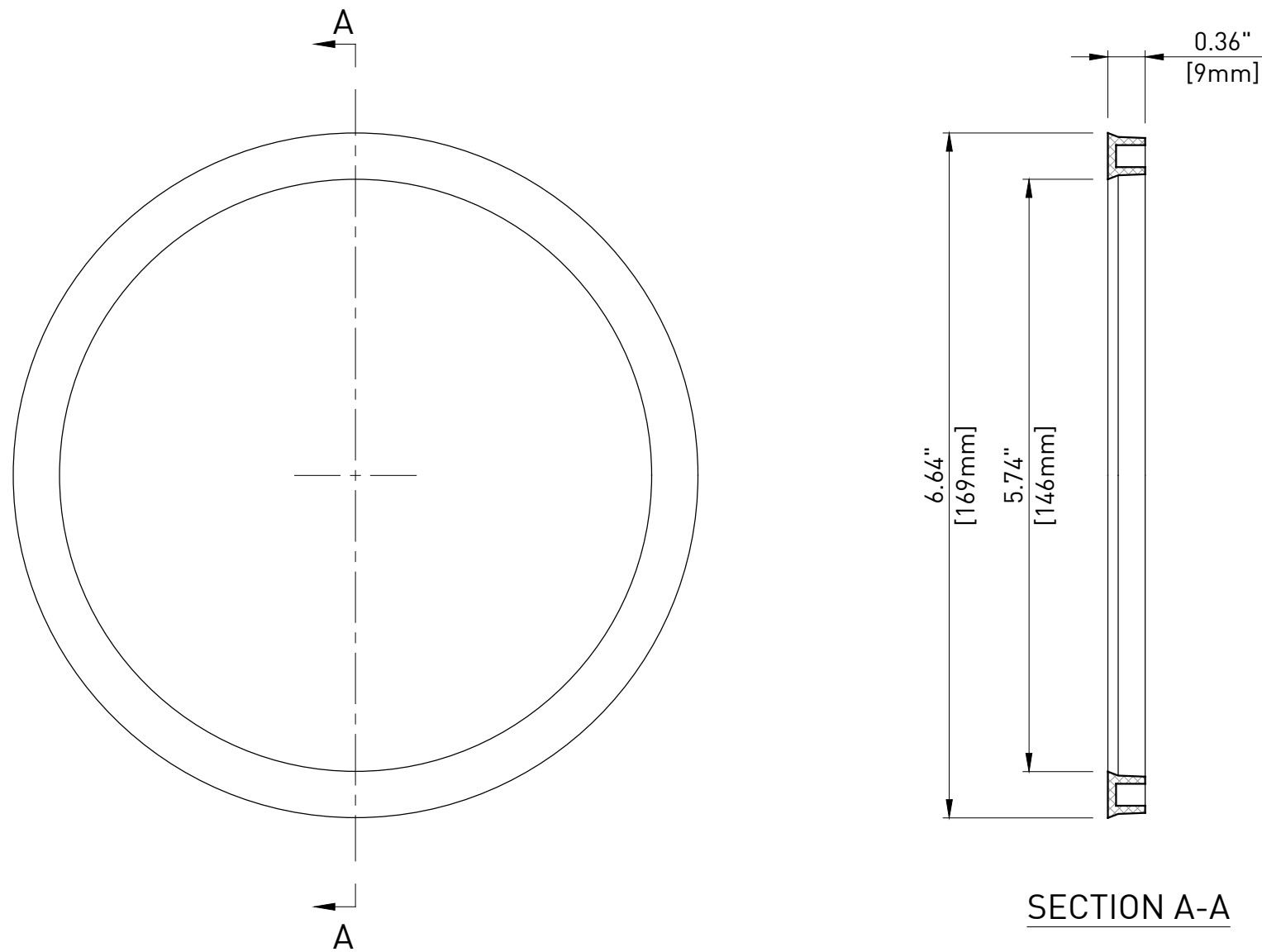
VIEW B-B

NOTE:

- All dimensions are measured;
- This drawing is not intended for manufacturing purposes;
- Temporary item.


Material : Nylon		Treatment : -	
		Title : <b>GTI SDC MATCHCAST LOAD PLUG 4.5"</b> <b>for 4.5" GTI corrugated duct and</b> <b>5" smooth duct</b> <b>Standard fit for 27AMTS15</b> <b>Alternate fit for 19AMTS15</b>	
		TENZA AMERICA LLC - www.tensaamerica.com - PHONE: +1 305-866-9917 1111 KANE CONCOURSE, S.TE 200 - BAY HARBOR ISLAND - 33154 FL	
Date : 03/20/2019	Dimensions : <small>INCH [mm]</small> <small>mm FOR REFERENCE ONLY</small>	Drawn : L. CIVATI	Checked : T. CICCONE
		Part # : 27-07-03-06	Code : 220496
<small>Document Property of TENSA AMERICA LLC</small> <small>This drawing contains proprietary information restricted solely for use on this project and may not be reproduced in whole or in part. For any other use without the expressed written permission of TENSA AMERICA LLC, the company will safeguard its rights according to the civil and penal provisions of the Law.</small>			

0	03/20/19	First issue	L.C.	T.C.
Rev.	Date	Description	Drawn	Checked



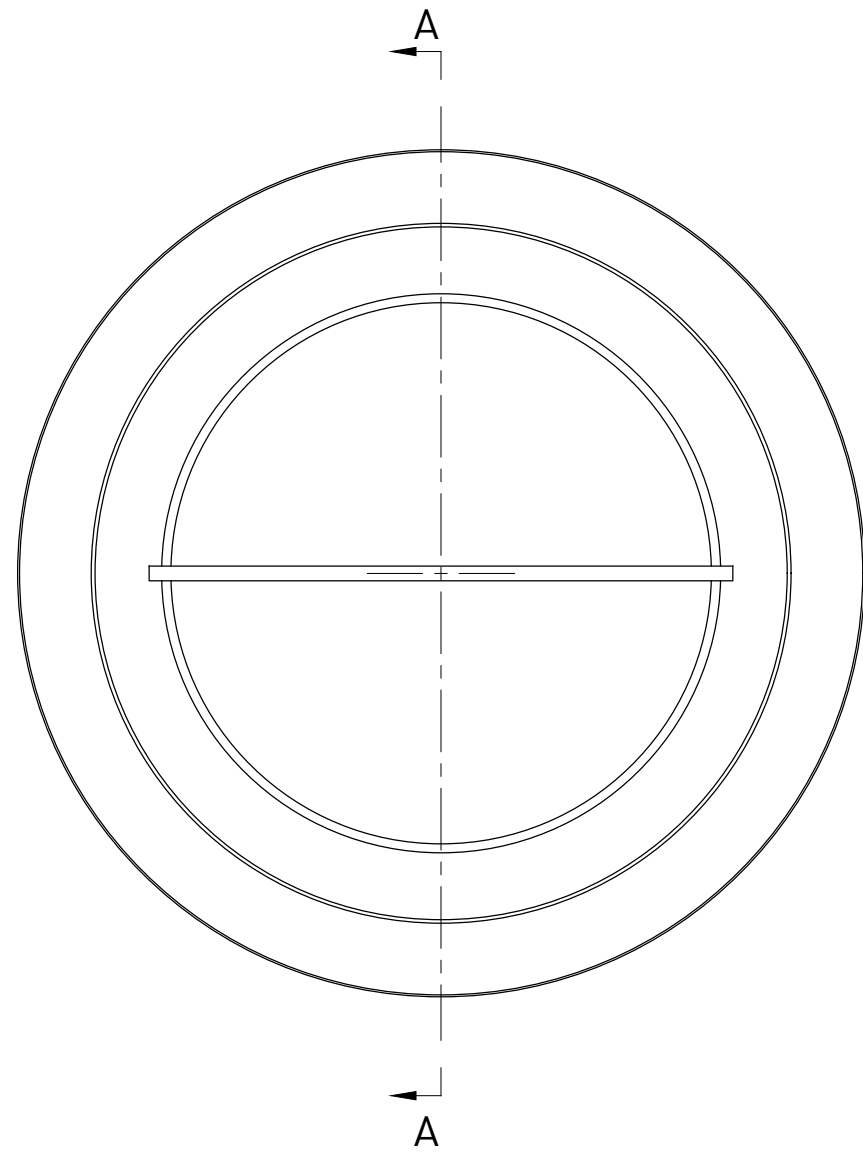
**NOTE:**

- All dimensions are measured;
- This drawing is not intended for manufacturing purposes;
- Temporary item.

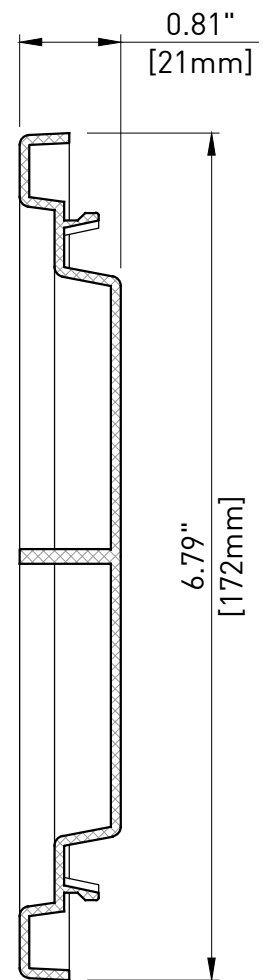
Material : Polypropylene - according to ASTM D4101		Treatment : -	
		Title : <b>GTI SDC GASKET BLOCKOUT 4.5"</b> <b>for 4.5" GTI corrugated duct and</b> <b>5" smooth duct</b> <b>Standard fit for 27AMTS15</b> <b>Alternate fit for 19AMTS15</b>	
		TENSA AMERICA LLC - www.tensaamerica.com - PHONE: +1 305-866-9917 1111 KANE CONCOURSE, S.TE 200 - BAY HARBOR ISLAND - 33154 FL	Drawn : L. CIVATI Checked : T. CICCONE
Date : 03/20/2019	Dimensions : $\frac{\text{INCH [mm]}}{\text{mm}}$ FOR REFERENCE ONLY	<b>Part # : 27-07-03-07</b>	Code : 220489
Document Property of TENSA AMERICA LLC This drawing contains proprietary information restricted solely for use on this project and may not be reproduced in whole or in part. For any other use without the expressed written permission of TENSA AMERICA LLC, the company will safeguard its rights according to the civil and penal provisions of the Law.			

Rev.	Date	Description	Drawn	Checked
0	03/20/19	First issue	L.C.	T.C.

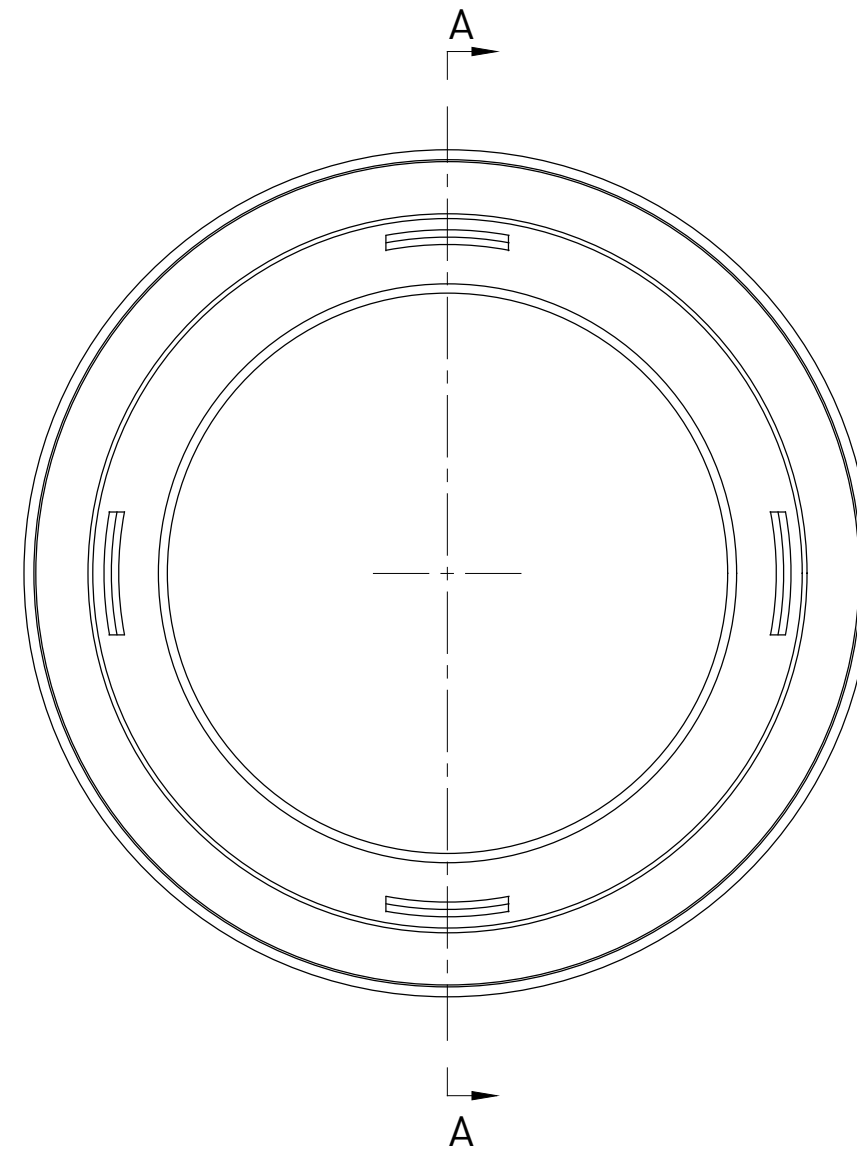




FRONT VIEW




SECTION A-A



REAR VIEW


**NOTE:**

- All dimensions are measured;
- This drawing is not intended for manufacturing purposes;
- Temporary item.

Material : Polypropylene - according to ASTM D4101		Treatment : -	
		Title : <b>GTI SDC STORAGE CAP 4.5"</b> <b>for 4.5" GTI corrugated duct and</b> <b>5" smooth duct</b> <b>Standard fit for 27AMTS15</b> <b>Alternate fit for 19AMTS15</b>	
		TENZA AMERICA LLC - www.tensaamerica.com - PHONE: +1 305-866-9917 1111 KANE CONCOURSE, S.TE 200 - BAY HARBOR ISLAND - 33154 FL	
Date : 03/20/2019	Dimensions : <small>INCH [mm]</small> <small>mm FOR REFERENCE ONLY</small>	Drawn : L. CIVATI	Checked : T. CICCONE
Date : 03/20/2019		Part # : 27-07-03-08	Code : 220497
<small>Document Property of TENSA AMERICA LLC</small> <small>This drawing contains proprietary information restricted solely for use on this project and may not be reproduced in whole or in part. For any other use without the expressed written permission of TENSA AMERICA LLC, the company will safeguard its rights according to the civil and penal provisions of the Law.</small>			

0	03/20/19	First issue	L.C.	T.C.
Rev.	Date	Description	Drawn	Checked

UNWRAPPED PLAN VIEW



UNWRAPPED LATERAL VIEW



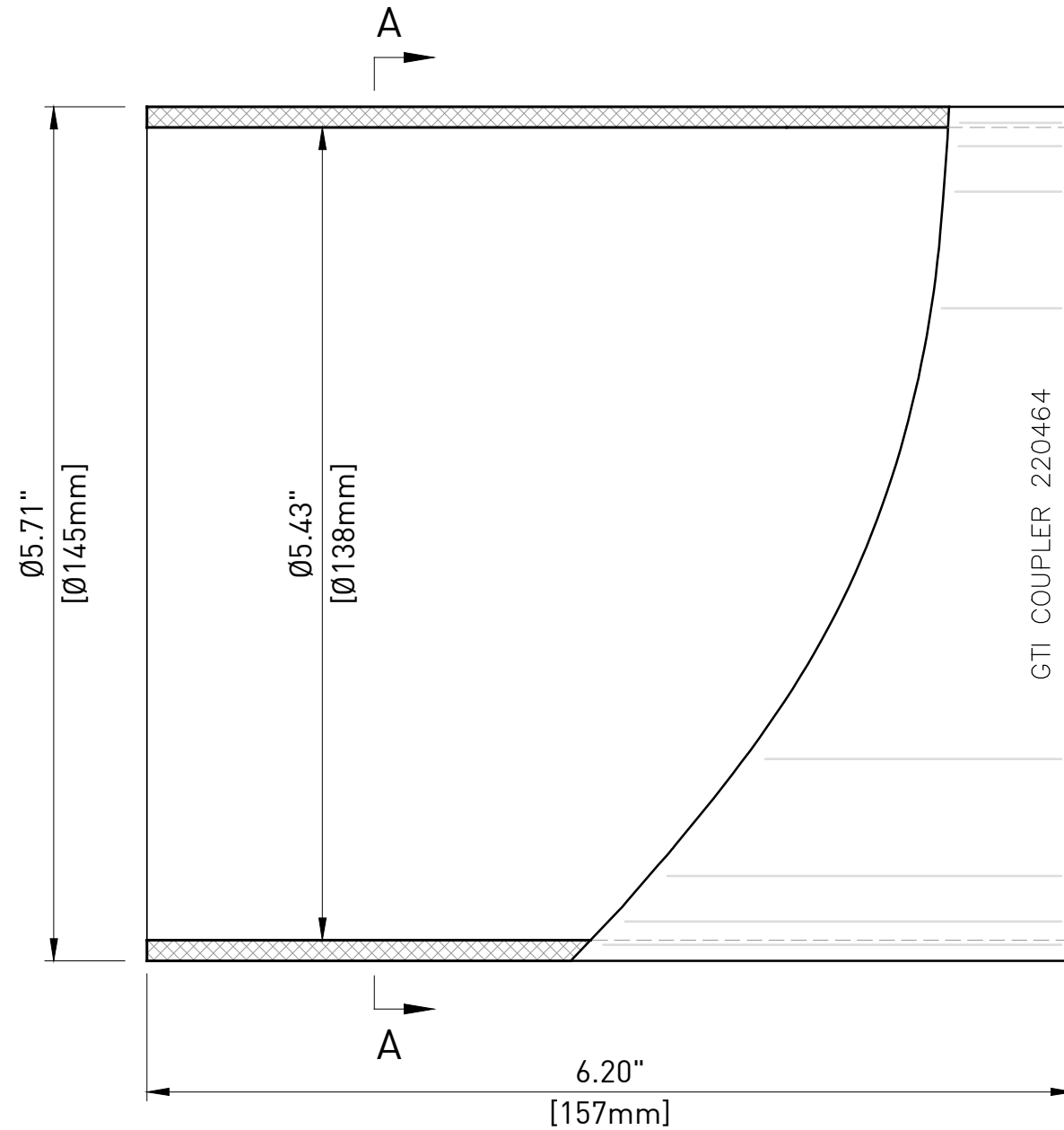
NOTE:

- Thickness is type L, i.e. 0.035" [0.9 mm] backing + 0.043" [1.1 mm] adhesive;
- This drawing is not intended for manufacturing purposes;
- Heat shrink sleeve meets or exceeds FDoT requirements (Table 2.2.1.8-1 Section 960);
- For the installation make reference to manufacturer procedure

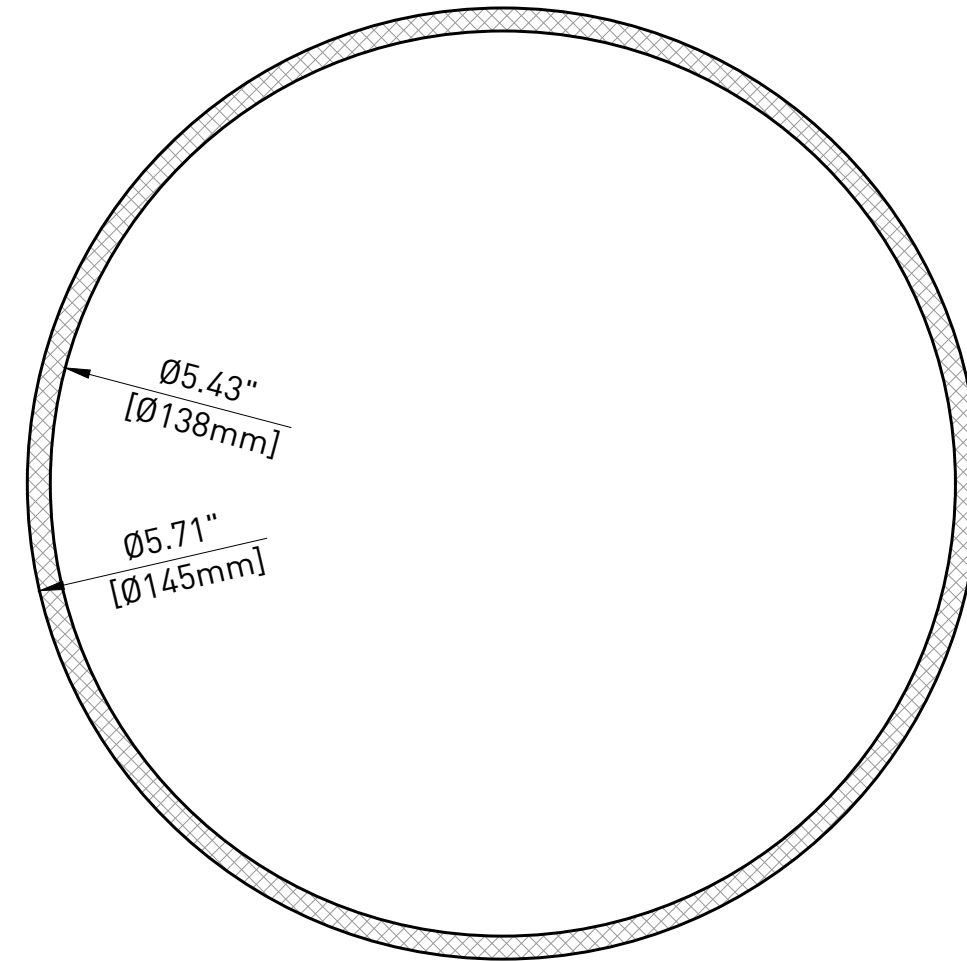
Rev.	Date	Description	Drawn	Checked
A	03/06/20	Width reduction from 300 to 150 mm	L.C.	T.C.
0	04/27/18	First issue	L.C.	T.C.

Material : Coated Polyolefin Backing - according to FDoT Tab.2.2.1.8-1 Sec.960		Treatment : -	
 <p>TENSA AMERICA GRUPPO DE ECCHER</p>		Title : <b>CANUSA-CPS HIGH TEMPERATURE HEAT SHRINK SLEEVE Standard fit for 27AMTS15 and 31AMTS15 External and Internal Unbonded Systems</b>	
		TENZA AMERICA LLC - www.tensaamerica.com - PHONE: +1 305-866-9917 1111 KANE CONCOURSE, S.TE 200 - BAY HARBOR ISLAND - 33154 FL	
Date : 03/06/2020	Dimensions : <small>INCH [mm] mm FOR REFERENCE ONLY</small>	Drawn : L.CIVATI	Checked : T.CICCONE
Part # : E-IU-27-07-13		Code : KLNN-125-150-BK	
<p align="center"><small>Document Property of TENSA AMERICA LLC This drawing contains proprietary information restricted solely for use on this project and may not be reproduced in whole or in part. For any other use without the expressed written permission of TENSA AMERICA LLC, the company will safeguard its rights according to the civil and penal provisions of the Law.</small></p>			

SECTION/ELEVATION



SECTION A-A



NOTE:

- This drawing is not intended for manufacturing purposes;
- Coupler meets or exceeds FDOT requirements (Section 960-2.2.1.5 and 2.4.3);
- Standard fit for 4.50" [115mm] corrugated plastic duct and 5" smooth plastic duct.

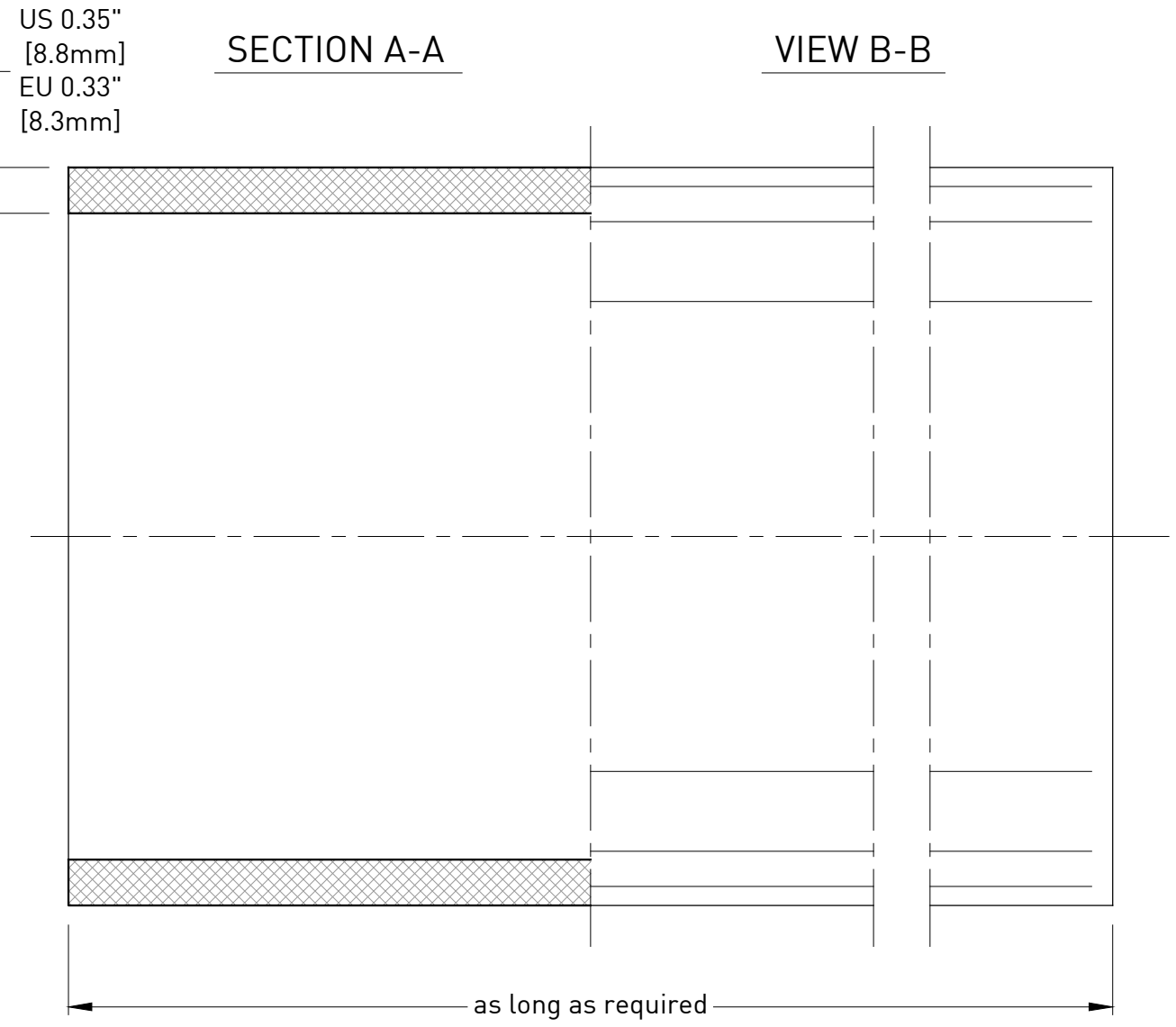
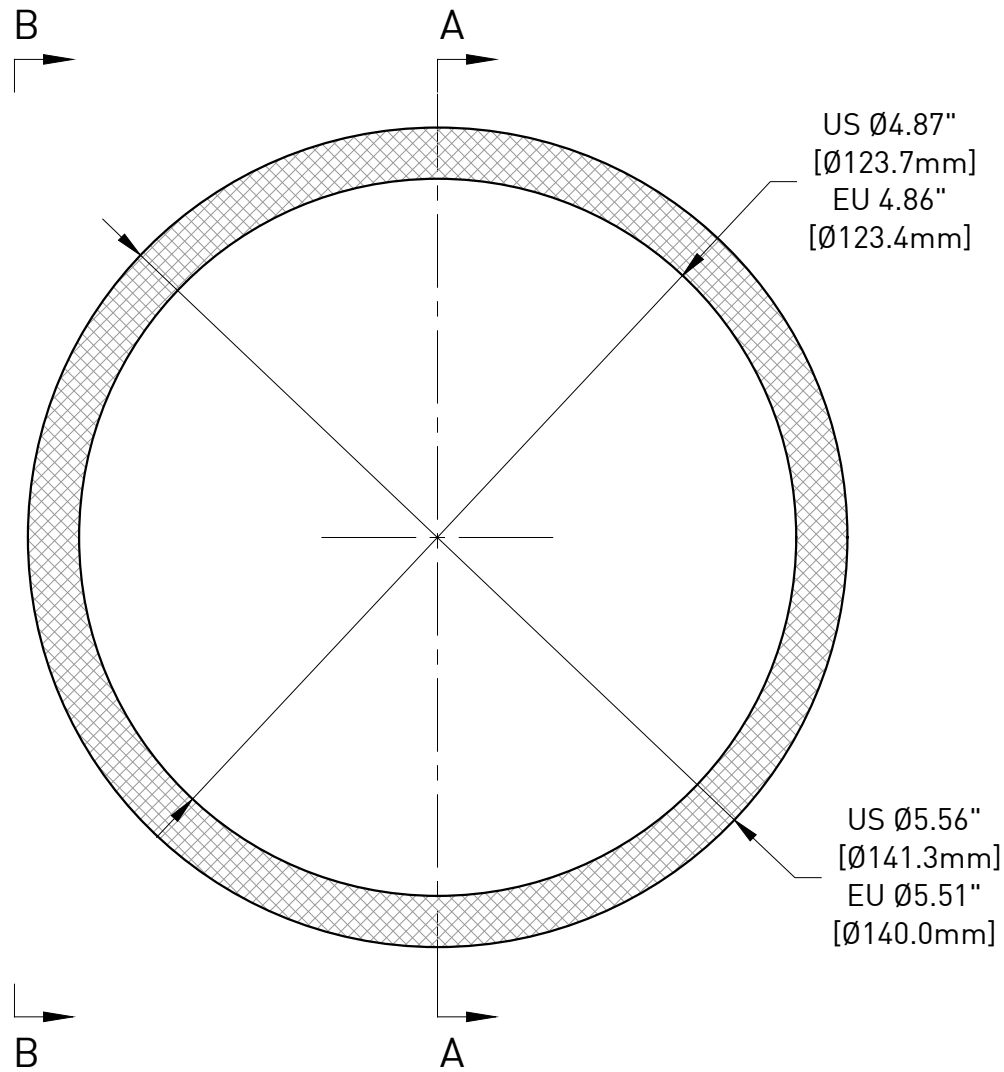
Rev.	Date	Description	Drawn	Checked
0	03/20/19	First issue	L.C.	T.C.

Material : Polypropylene - according to ASTM D4101	Treatment : -
---	------------------

	Title : <b>GTI STEPLESS COUPLER Adaptation for 4.50" corrugated duct and 5" smooth plastic duct with 27AMTS15 trumpet</b>	
	Drawn : L.CIVATI	Checked : T.CICCONE

TENSA AMERICA LLC - www.tensaamerica.com - PHONE: +1 305-866-9917 1111 KANE CONCOURSE, S.TE 200 - BAY HARBOR ISLAND - 33154 FL	Date : 03/20/2019	Dimensions : INCH [mm] mm FOR REFERENCE ONLY	Part # : 27-07-07	Code : 220464
---	-------------------	---	-------------------	---------------

Document Property of TENSA AMERICA LLC  
This drawing contains proprietary information restricted solely for use on this project and may not be reproduced in whole or in part. For any other use without the expressed written permission of TENSA AMERICA LLC, the company will safeguard its rights according to the civil and penal provisions of the Law.



Minimum radius of curvature for prefabricated sections of duct	13 ft (3.96 m)
Minimum radius of curvature for straight sections of duct to be field bent	30 ft (9.14 m)

NOTE:

- This drawing is not intended for manufacturing purposes;
- Duct meets FDoT requirements (Par. 2.2.1.2 and 2.4.4 Section 960):
  - maximum dimensional ratio (DR) of 17 as per ASTM D3035 or ASTM F714
  - 125 psi rated
  - minimum cell class of 445574C as per ASTM D3350
  - minimum OIT of 40 minutes as per ASTM D3895

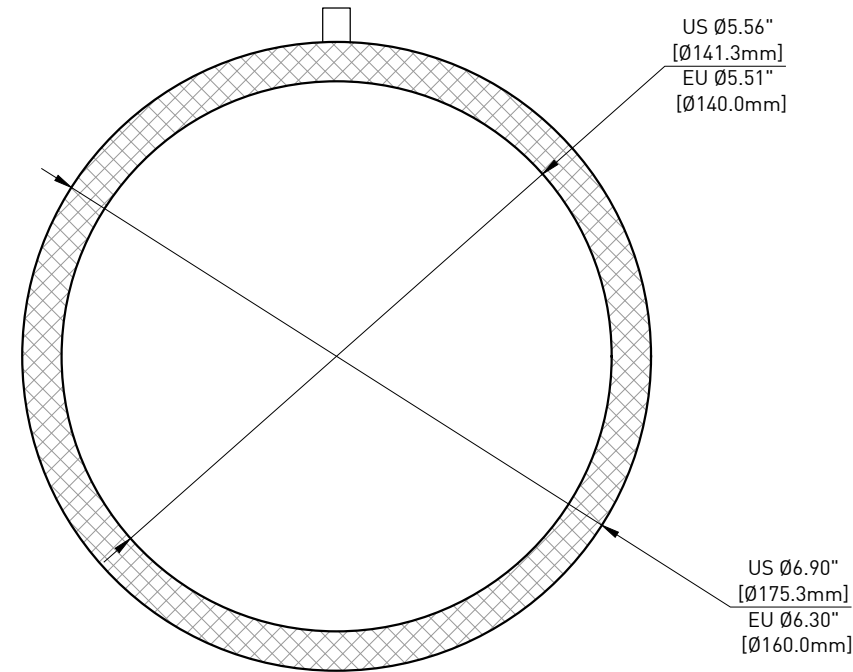
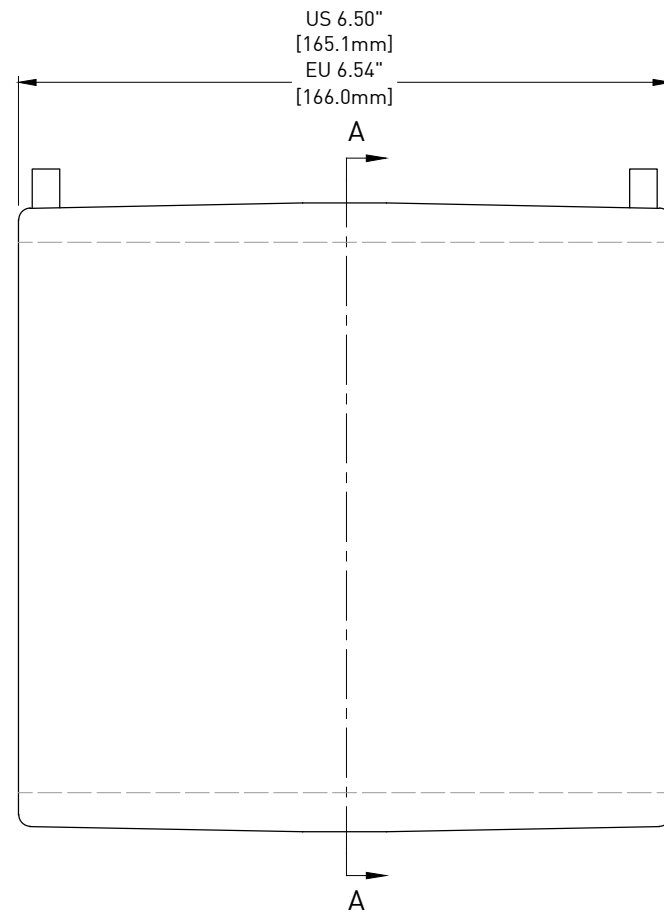
Rev.	Date	Description	Drawn	Checked
A	10/08/19	Updated with measures for US and European versions	L.C.	T.C.
0	04/26/18	First issue	L.C.	T.C.

Material : High Density Polyethylene- according to ASTM D3350	Treatment : -
--	------------------

	Title : <b>SMOOTH PLASTIC DUCT 5.563"</b> <b>for External and Internal Unbonded Systems - Standard fit for 31AMTS15</b> <b>Alternate fit for 27AMTS15</b>	
	Drawn : L.CIVATI	Checked : T.CICCONO

TENSA AMERICA LLC - www.tensaamerica.com - PHONE: +1 305-866-9917 1111 KANE CONCOURSE, S.TE 200 - BAY HARBOR ISLAND - 33154 FL		Date : 10/08/2019	Dimensions : $\frac{\text{INCH [mm]}}{\text{mm}}$ FOR REFERENCE ONLY	Part # : E-IU-31-07-08	Code : -
---	--	-------------------	--	------------------------	----------

Document Property of TENSA AMERICA LLC  
 This drawing contains proprietary information restricted solely for use on this project and may not be reproduced in whole or in part. For any other use without the expressed written permission of TENSA AMERICA LLC, the company will safeguard its rights according to the civil and penal provisions of the Law.



SECTION A-A

**INSTALLATION**

**Preparing the duct**

1. Scrape the duct up to 0.4" (10mm) beyond the insertion length of the fitting.
2. Clean the welding area and let it dry.
3. Insert the duct ends straight into the fitting for the correct length.
4. Install the aligners in order to keep straight position.

**Welding Process**

5. Connect the welding cables to the electrofusion coupler connectors and enter the welding parameters in the device.
6. At the end of the welding cycle, disconnect the cables and wait for the cooling.
7. Remove the aligners.

**NOTE:**

- The United States (US) coupler must be used with the corresponding US duct; the European (EU) coupler must be used with the corresponding EU duct;
- The installation procedure is general; reference to manufacturer's instruction manual for the detailed installation instructions;
- This drawing is not intended for manufacturing purposes;
- Coupler meets FDoT requirements (Par. 2.2.1.5 Section 960):

- 150 psi rated
- minimum cell class of 445574C as per ASTM D3350
- minimum OIT of 40 minutes as per ASTM D3895

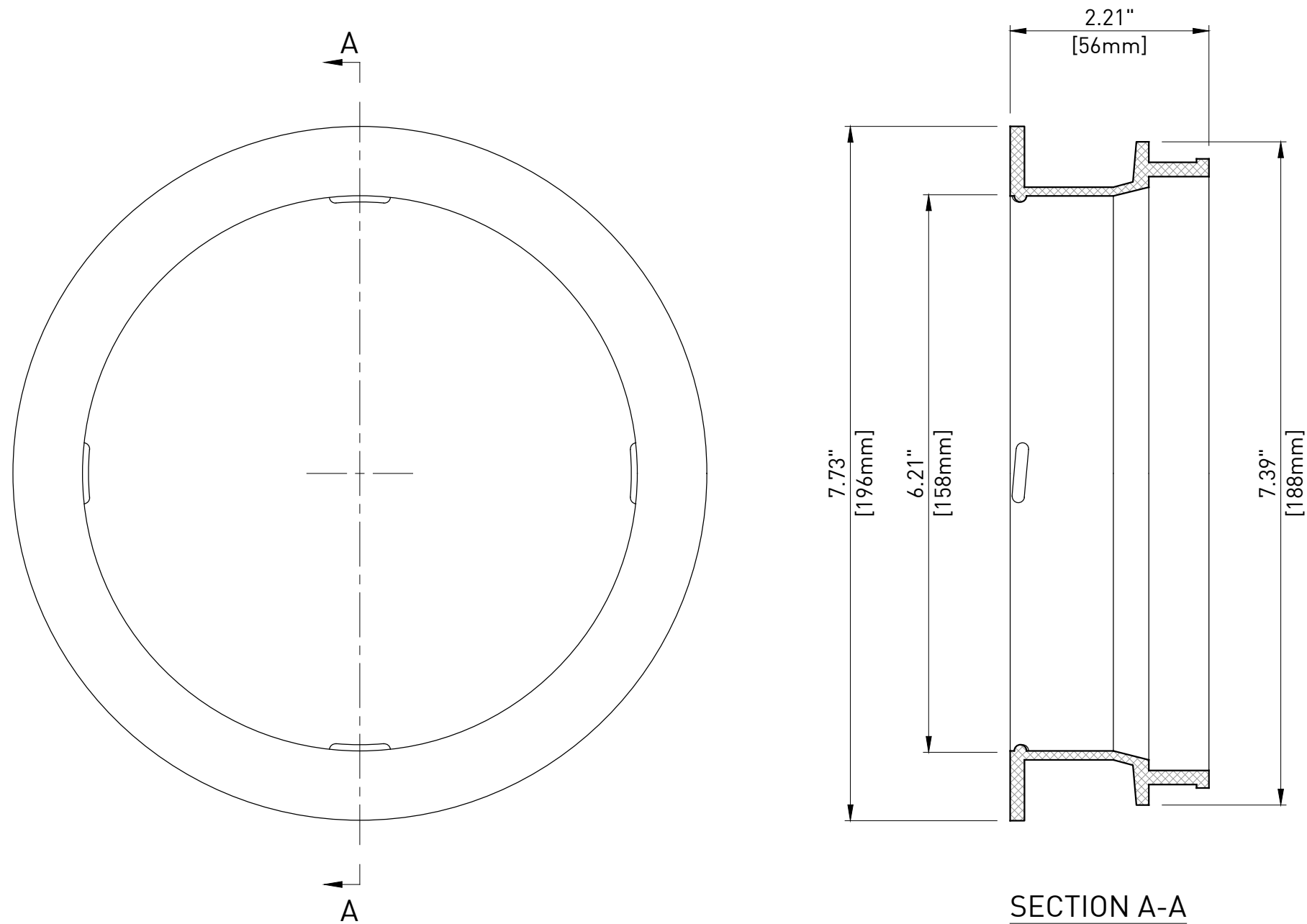
Rev.	Date	Description	Drawn	Checked
A	10/08/19	Updated with measures for US and European versions	L.C.	T.C.
0	04/26/18	First issue	L.C.	T.C.

Material : High Density Polyethylene- according to ASTM D3350	Treatment : -
--	------------------

	Title : <b>ELECTROFUSION COUPLER for 5.563" HDPE DUCT CONNECTION Standard fit for 31AMTS15 Alternate fit for 27AMTS15</b>	
	Drawn : L.CIVATI	Checked : T.CICCONE


TENSA AMERICA LLC - www.tensaamerica.com - PHONE: +1 305-866-9917 1111 KANE CONCOURSE, S.TE 200 - BAY HARBOR ISLAND - 33154 FL	Date : 10/08/2019	Dimensions : $\frac{\text{INCH [mm]}}{\text{mm}}$ FOR REFERENCE ONLY	Part # : E-IU-31-07-12	Code : -
---	-------------------	--	------------------------	----------

Document Property of TENSA AMERICA LLC  
This drawing contains proprietary information restricted solely for use on this project and may not be reproduced in whole or in part. For any other use without the expressed written permission of TENSA AMERICA LLC, the company will safeguard its rights according to the civil and penal provisions of the Law.



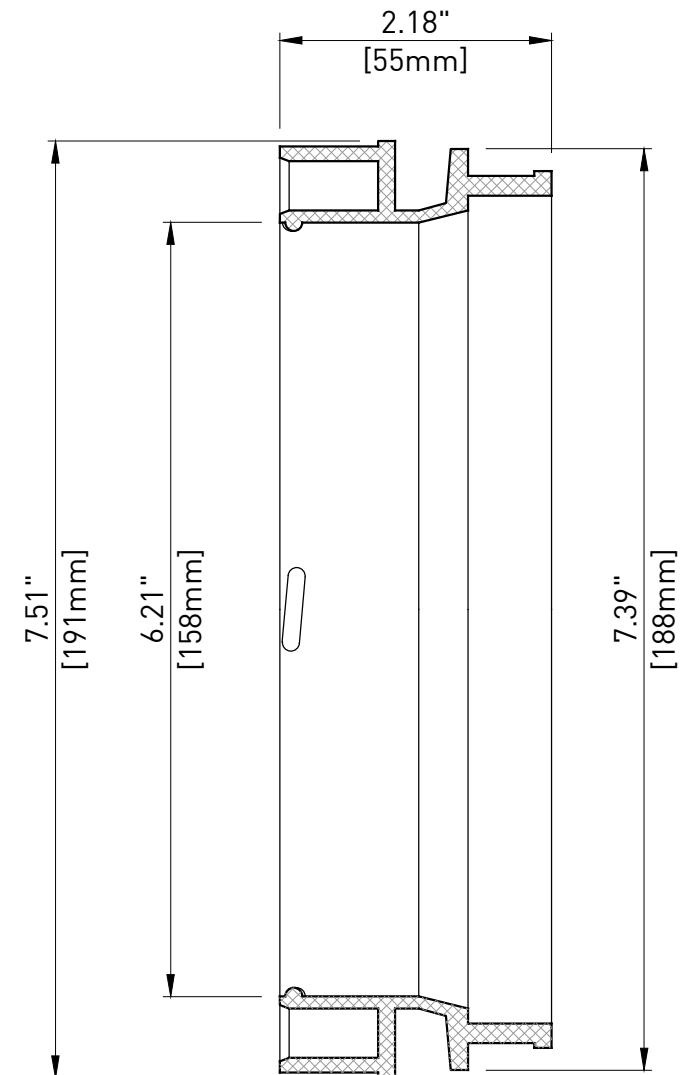
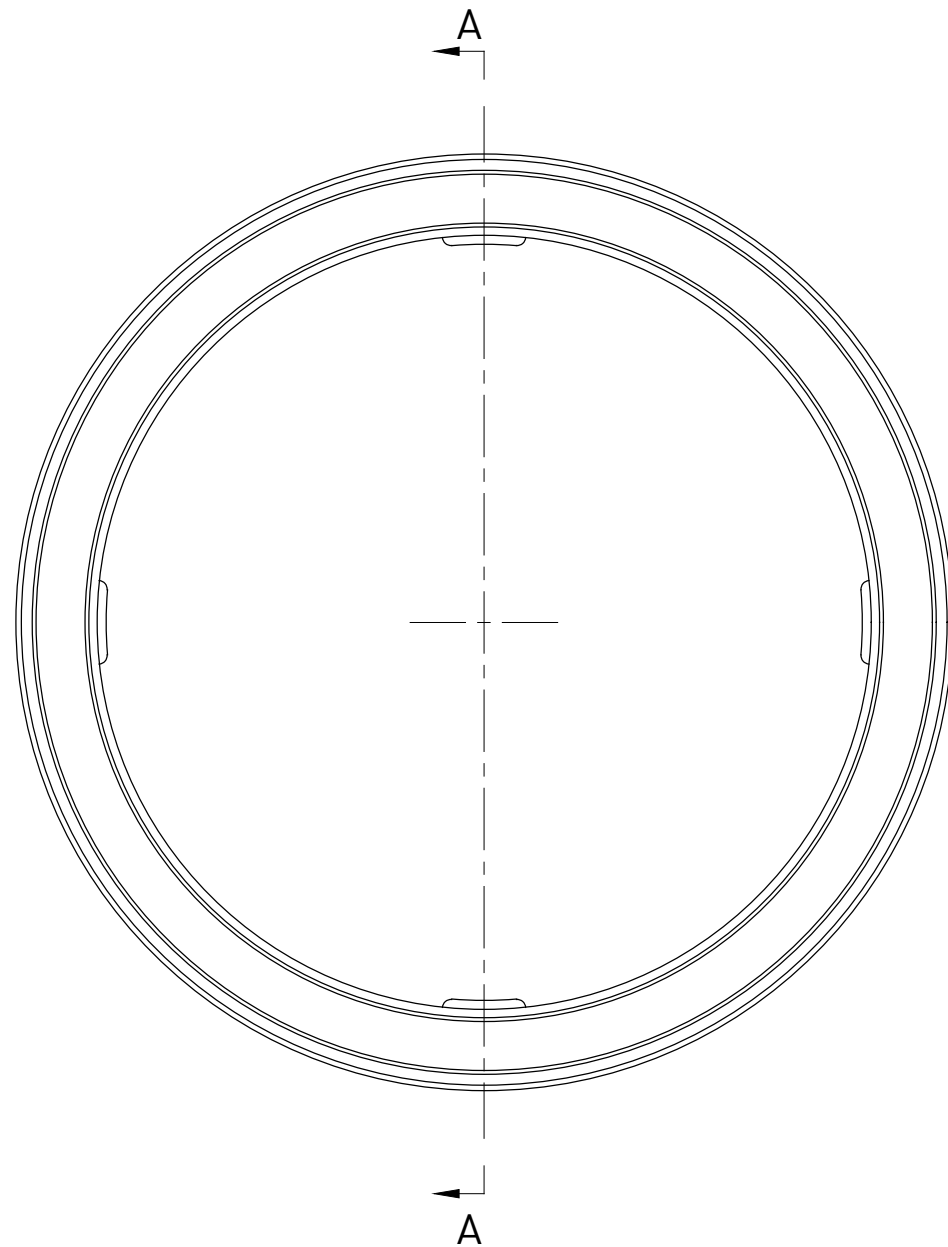
**NOTE:**

- All dimensions are measured;
- This drawing is not intended for manufacturing purposes.

Material : Polypropylene - according to ASTM D4101		Treatment : -	
 <small>TENSA AMERICA LLC - www.tensaamerica.com - PHONE: +1 305-866-9917 1111 KANE CONCOURSE, S.TE 200 - BAY HARBOR ISLAND - 33154 FL</small>		Title : <b>GTI SDC BULKHEAD COUPLER 5.125"</b> <b>for 5.125" GTI corrugated duct and</b> <b>5.563" smooth duct</b> <b>Standard fit for 31AMTS15</b> <b>Alternate fit for 27AMTS15</b>	
		Drawn : L. CIVATI	Checked : T. CICCONE
Date : 03/20/2019	Dimensions : <small>INCH [mm] mm FOR REFERENCE ONLY</small>	Part # : 31-07-03-01	Code : 220531
<small>Document Property of TENSA AMERICA LLC This drawing contains proprietary information restricted solely for use on this project and may not be reproduced in whole or in part. For any other use without the expressed written permission of TENSA AMERICA LLC, the company will safeguard its rights according to the civil and penal provisions of the Law.</small>			

0	03/20/19	First issue	L.C.	T.C.
Rev.	Date	Description	Drawn	Checked






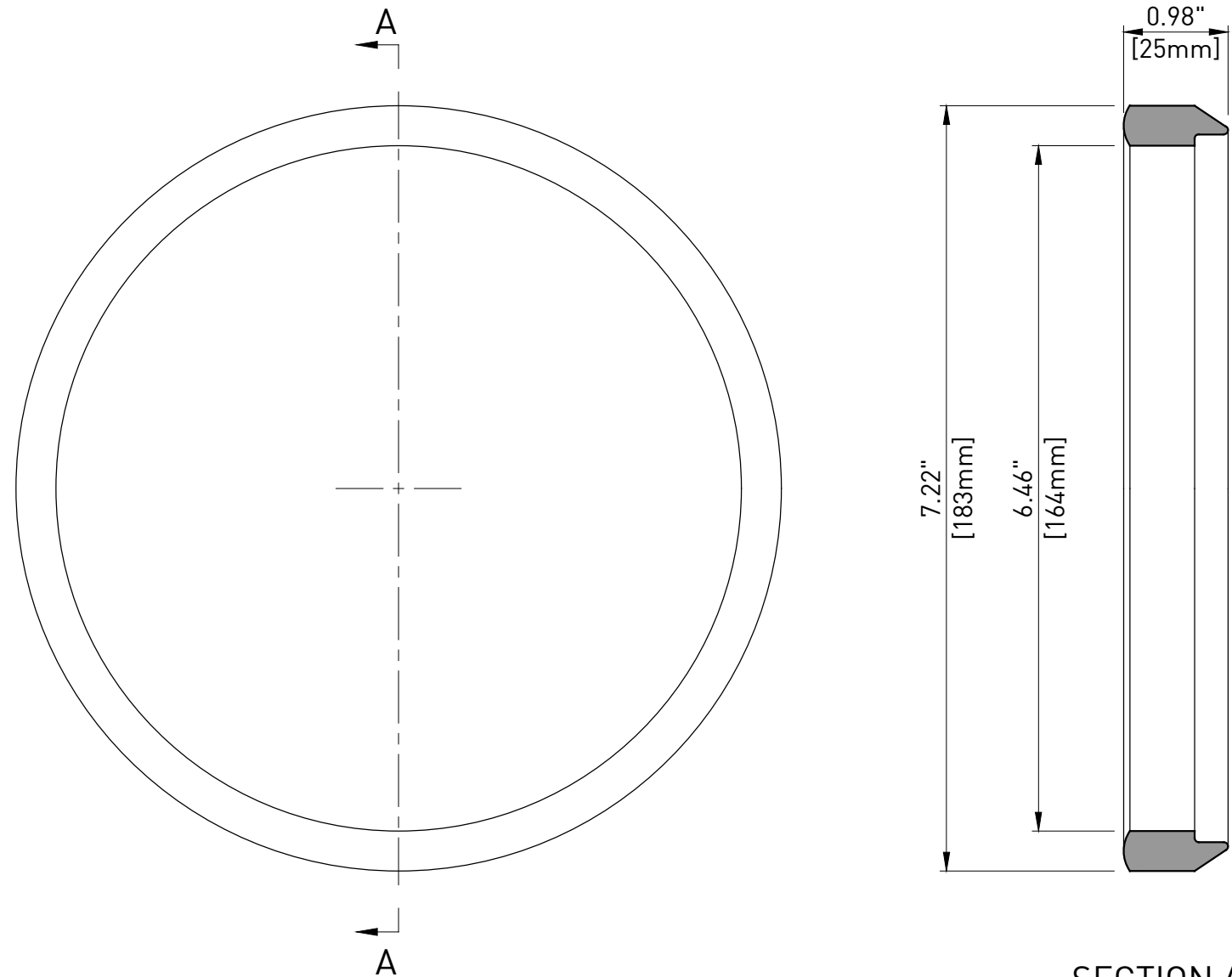
SECTION A-A

NOTE:

- All dimensions are measured;
- This drawing is not intended for manufacturing purposes.

Material : Polypropylene - according to ASTM D4101		Treatment : -	
		Title : <b>GTI SDC MATCHCAST COUPLER 5.125"</b> <b>for 5.125" GTI corrugated duct and</b> <b>5.563" smooth duct</b> <b>Standard fit for 31AMTS15</b> <b>Alternate fit for 27AMTS15</b>	
		TENZA AMERICA LLC - www.tensaamerica.com - PHONE: +1 305-866-9917 1111 KANE CONCOURSE, S.TE 200 - BAY HARBOR ISLAND - 33154 FL	
Date : 03/20/2019	Dimensions : <small>INCH [mm]</small> <small>mm FOR REFERENCE ONLY</small>	Drawn : L. CIVATI	Checked : T. CICCONE
Date : 03/20/2019		Part # : 31-07-03-02	Code : 220532
<small>Document Property of TENSA AMERICA LLC</small> <small>This drawing contains proprietary information restricted solely for use on this project and may not be reproduced in whole or in part. For any other use without the expressed written permission of TENSA AMERICA LLC, the company will safeguard its rights according to the civil and penal provisions of the Law.</small>			


0	03/20/19	First issue	L.C.	T.C.
Rev.	Date	Description	Drawn	Checked



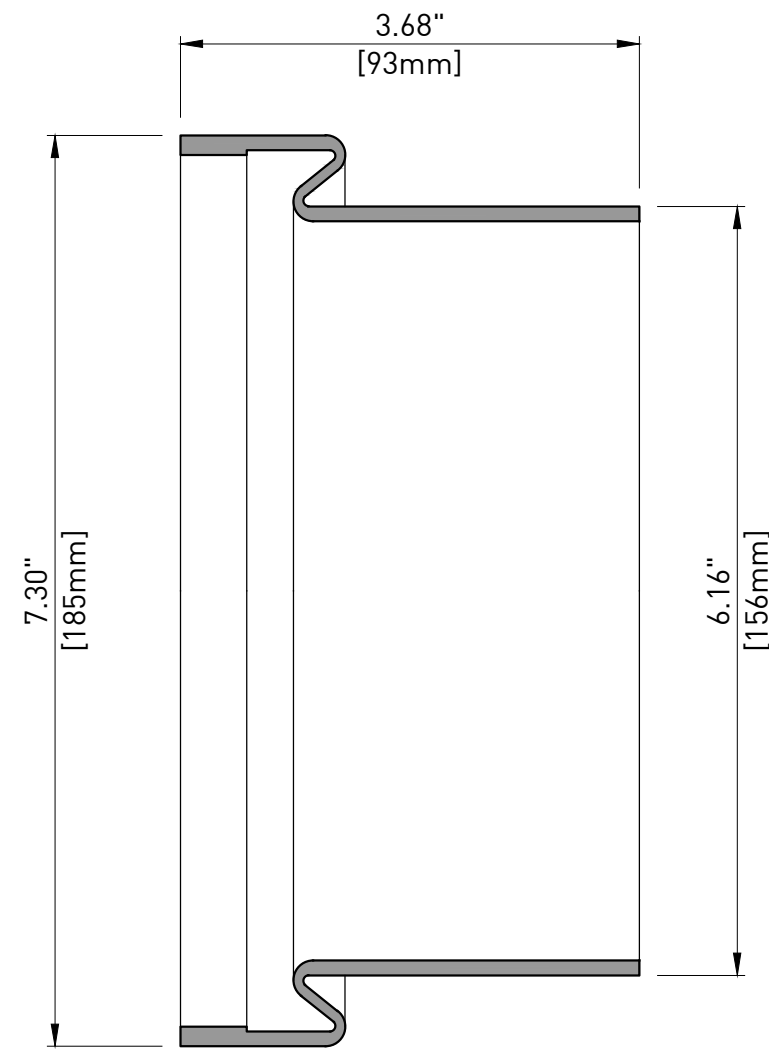
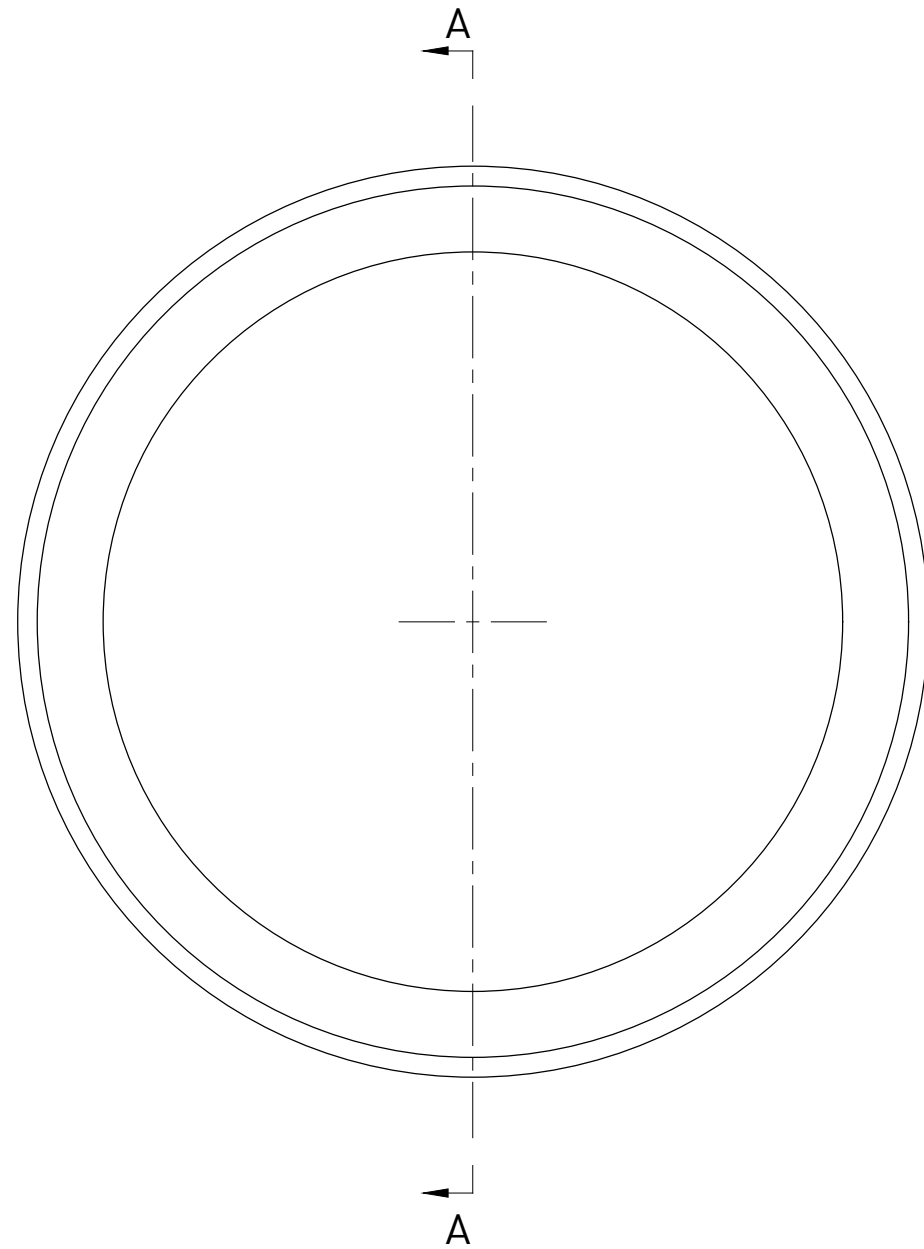
SECTION A-A

NOTE:

- All dimensions are measured;
- This drawing is not intended for manufacturing purposes.

Material : TPR Blend - according to FDOT Tab.2.2.1.7-1 Sec.960		Treatment : -	
		Title : <b>GTI SDC SEALING GASKET 5.125"</b> <b>for 5.125" GTI corrugated duct and</b> <b>5.563" smooth duct</b> <b>Standard fit for 31AMTS15</b> <b>Alternate fit for 27AMTS15</b>	
		TENSA AMERICA LLC - www.tensaamerica.com - PHONE: +1 305-866-9917 1111 KANE CONCOURSE, S.TE 200 - BAY HARBOR ISLAND - 33154 FL	Drawn : L. CIVATI Checked : T. CICCONE
Date : 03/20/2019	Dimensions : <small>INCH [mm]</small> <small>mm FOR REFERENCE ONLY</small>	Part # : 31-07-03-03	Code : 220533
<small>Document Property of TENSA AMERICA LLC</small> <small>This drawing contains proprietary information restricted solely for use on this project and may not be reproduced in whole or in part. For any other use without the expressed written permission of TENSA AMERICA LLC, the company will safeguard its rights according to the civil and penal provisions of the Law.</small>			


Rev.	Date	Description	Drawn	Checked
0	03/20/19	First issue	L.C.	T.C.



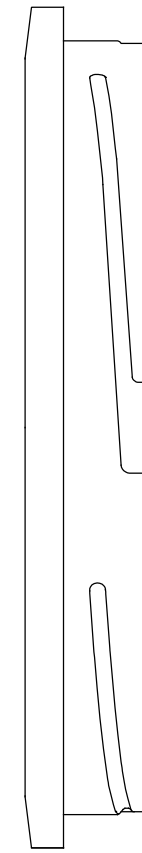
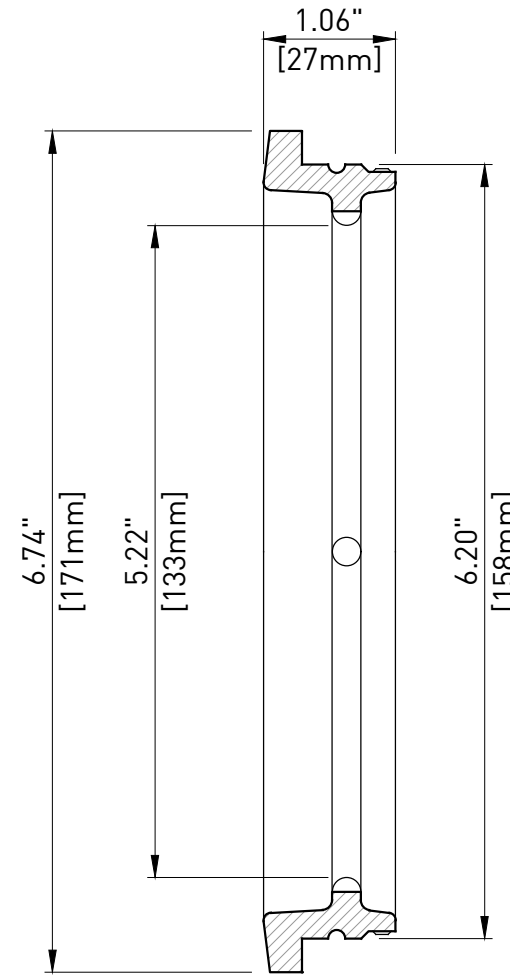
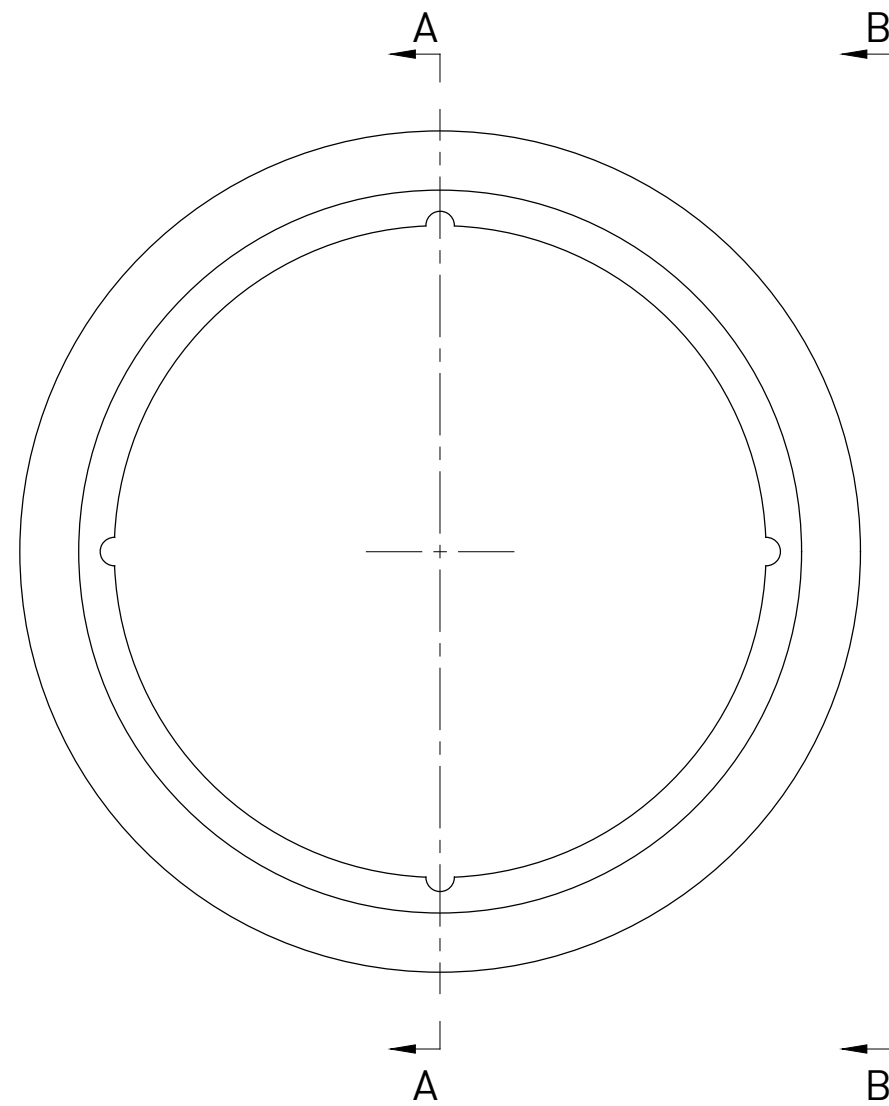
SECTION A-A

NOTE:

- All dimensions are measured;
- This drawing is not intended for manufacturing purposes.

Material : TPR Blend - according to FDoT Tab.2.2.1.7-1 Sec.960		Treatment : -	
		Title : <b>GTI SDC BOOT 5.125"</b> <b>for 5.125" GTI corrugated duct and</b> <b>5.563" smooth duct</b> <b>Standard fit for 31AMTS15</b> <b>Alternate fit for 27AMTS15</b>	
		Tensa America LLC - www.tensaamerica.com - PHONE: +1 305-866-9917 1111 KANE CONCOURSE, S.TE 200 - BAY HARBOR ISLAND - 33154 FL	Drawn : L. CIVATI Checked : T. CICCONE
Date : 03/20/2019	Dimensions : <small>INCH [mm]</small> <small>mm FOR REFERENCE ONLY</small>	Part # : 31-07-03-04	Code : 220534
<small>Document Property of TENSA AMERICA LLC</small> <small>This drawing contains proprietary information restricted solely for use on this project and may not be reproduced in whole or in part. For any other use without the expressed written permission of TENSA AMERICA LLC, the company will safeguard its rights according to the civil and penal provisions of the Law.</small>			

Rev.	Date	Description	Drawn	Checked
0	03/20/19	First issue	L.C.	T.C.




SECTION A-A

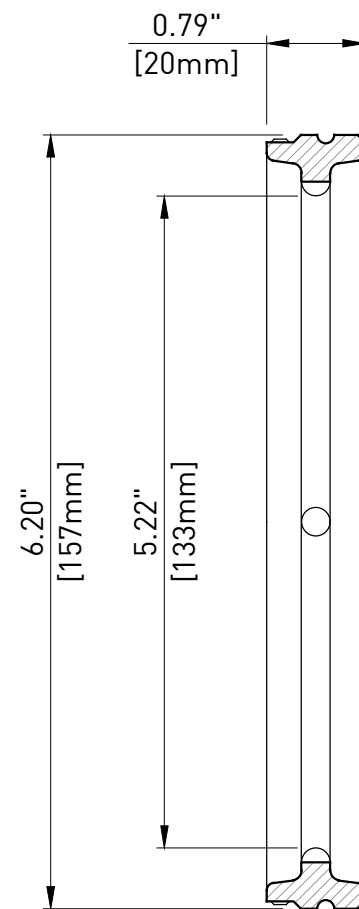
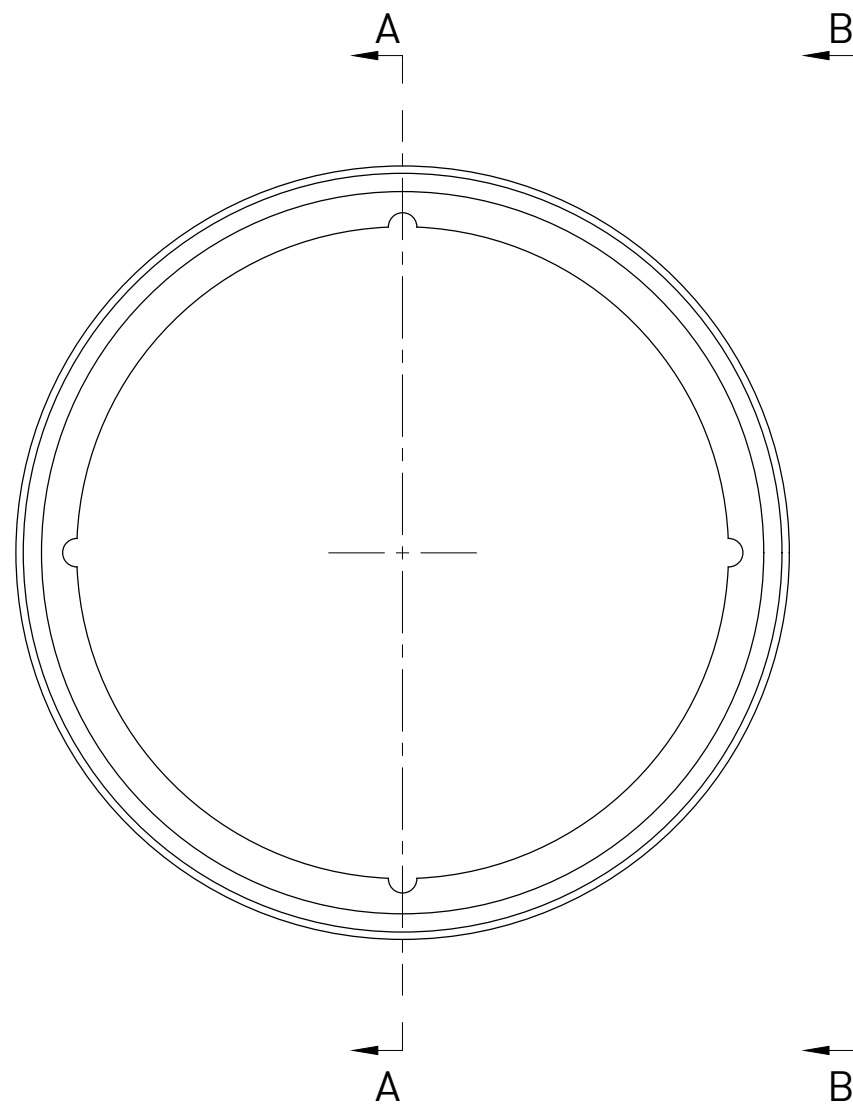
VIEW B-B

NOTE:

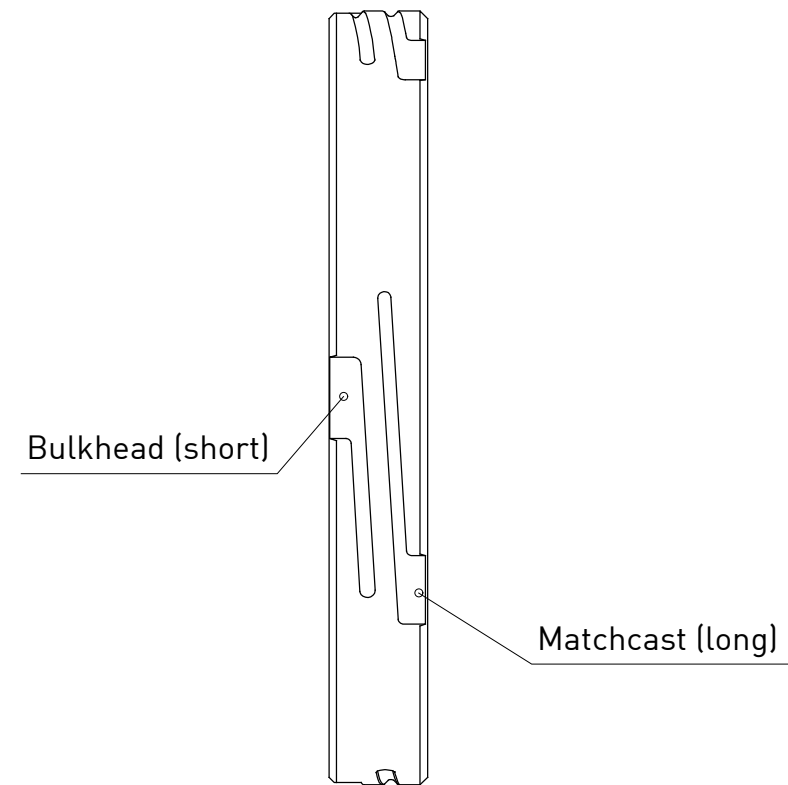
- All dimensions are measured;
- This drawing is not intended for manufacturing purposes;
- Temporary item.

Material : Nylon		Treatment : -	
		Title : <b>GTI SDC BULKHEAD LOAD PLUG 5.125"</b> <b>for 5.125" GTI corrugated duct and</b> <b>5.563" smooth duct</b> <b>Standard fit for 31AMTS15</b> <b>Alternate fit for 27AMTS15</b>	
		TENSA AMERICA LLC - www.tensaamerica.com - PHONE: +1 305-866-9917 1111 KANE CONCOURSE, S.TE 200 - BAY HARBOR ISLAND - 33154 FL	
Date : 03/20/2019	Dimensions : <small>INCH [mm]</small> <small>mm FOR REFERENCE ONLY</small>	Drawn : L. CIVATI	Checked : T. CICCONE
Date : 03/20/2019		Part # : 31-07-03-05	Code : 220543
Document Property of TENSA AMERICA LLC			
<small>This drawing contains proprietary information restricted solely for use on this project and may not be reproduced in whole or in part. For any other use without the expressed written permission of TENSA AMERICA LLC, the company will safeguard its rights according to the civil and penal provisions of the Law.</small>			

0	03/20/19	First issue	L.C.	T.C.
Rev.	Date	Description	Drawn	Checked



SECTION A-A



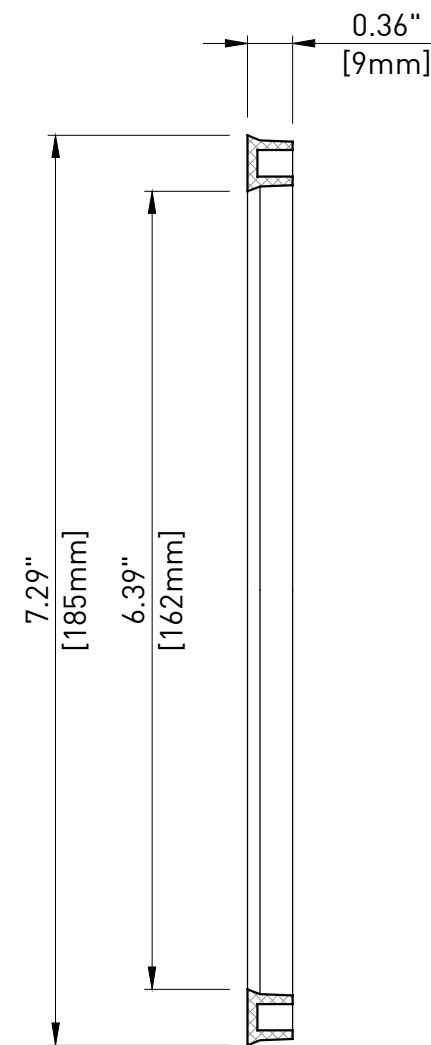
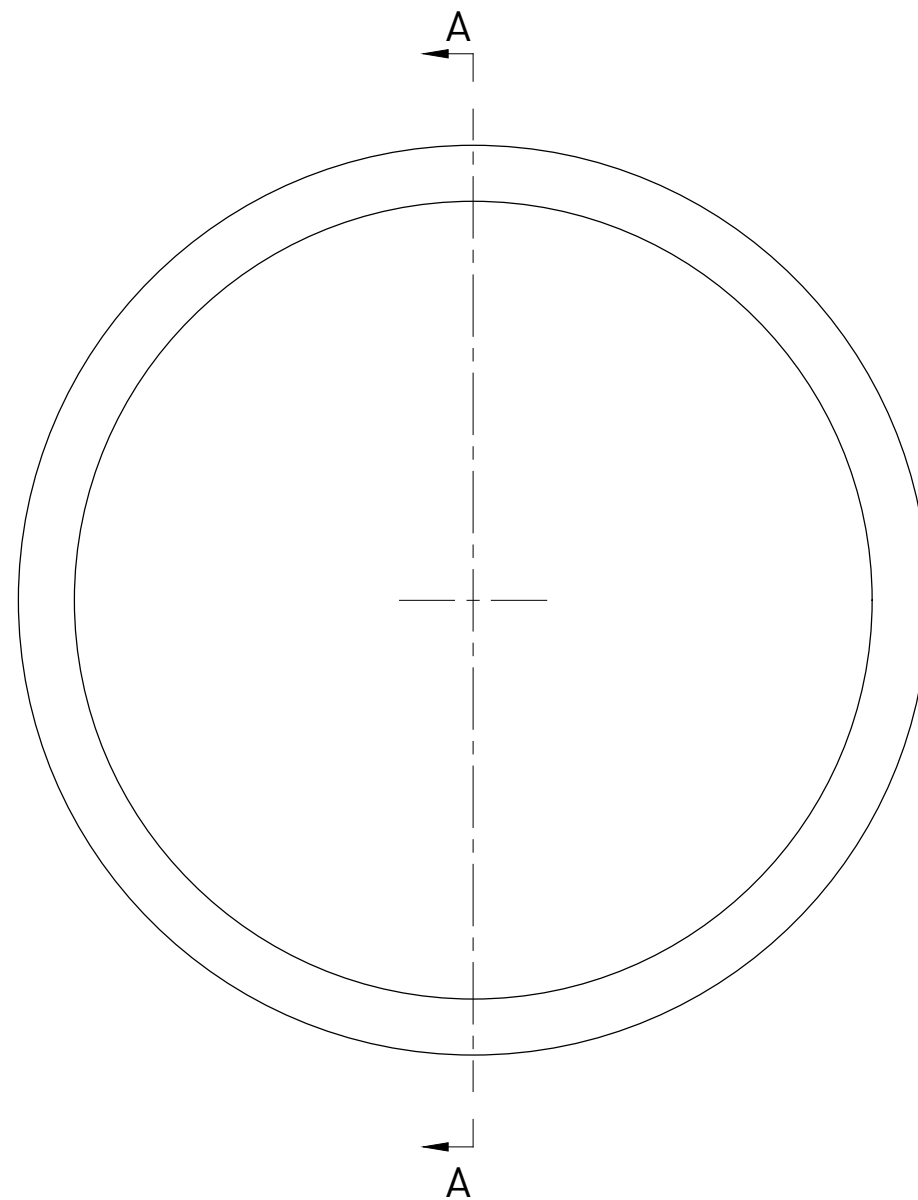
VIEW B-B

NOTE:

- All dimensions are measured;
- This drawing is not intended for manufacturing purposes;
- Temporary item.

Material : Nylon		Treatment : -	
		Title : <b>GTI SDC MATCHCAST LOAD PLUG 5.125"</b> <b>for 5.125" GTI corrugated duct and</b> <b>5.563" smooth duct</b> <b>Standard fit for 31AMTS15</b> <b>Alternate fit for 27AMTS15</b>	
		TENZA AMERICA LLC - www.tensaamerica.com - PHONE: +1 305-866-9917 1111 KANE CONCOURSE, S. TE 200 - BAY HARBOR ISLAND - 33154 FL	
Date : 03/20/2019	Dimensions : <small>INCH [mm]</small> <small>mm FOR REFERENCE ONLY</small>	Drawn : L. CIVATI	Checked : T. CICCONE
		Part # : 31-07-03-06	Code : 220546
<small>Document Property of TENSA AMERICA LLC</small> <small>This drawing contains proprietary information restricted solely for use on this project and may not be reproduced in whole or in part. For any other use without the expressed written permission of TENSA AMERICA LLC, the company will safeguard its rights according to the civil and penal provisions of the Law.</small>			


0	03/20/19	First issue	L.C.	T.C.
Rev.	Date	Description	Drawn	Checked



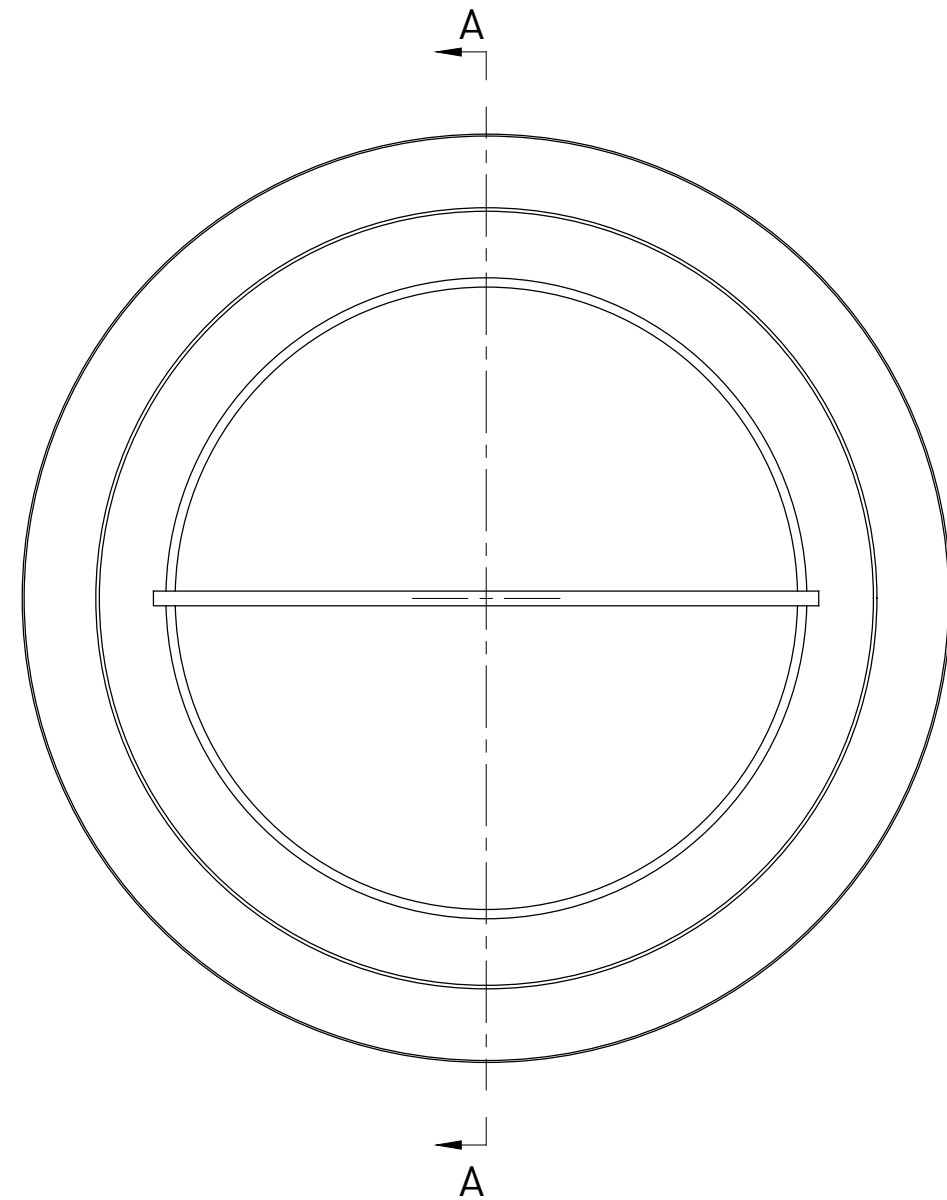
SECTION A-A

NOTE:

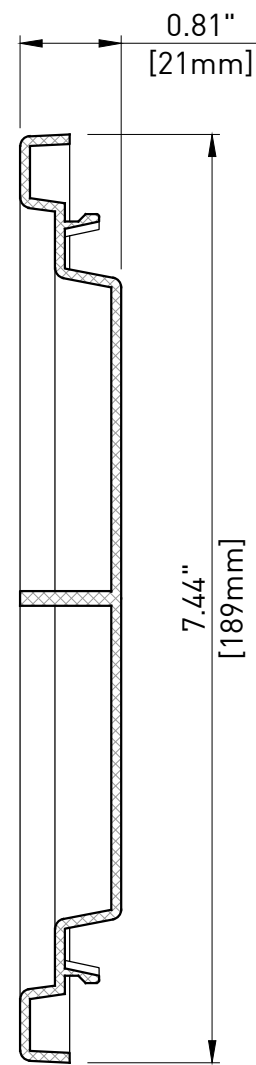
- All dimensions are measured;
- This drawing is not intended for manufacturing purposes;
- Temporary item.

Material : Polypropylene - according to ASTM D4101		Treatment : -	
		Title : <b>GTI SDC GASKET BLOCKOUT 5.125"</b> <b>for 5.125" GTI corrugated duct and</b> <b>5.563" smooth duct</b> <b>Standard fit for 31AMTS15</b> <b>Alternate fit for 27AMTS15</b>	
		TENZA AMERICA LLC - www.tensaamerica.com - PHONE: +1 305-866-9917 1111 KANE CONCOURSE, S.TE 200 - BAY HARBOR ISLAND - 33154 FL	
Date : 03/20/2019	Dimensions : <small>INCH [mm]</small> <small>mm FOR REFERENCE ONLY</small>	Drawn : L. CIVATI	Checked : T. CICCONE
Date : 03/20/2019		Part # : 31-07-03-07	Code : 220539
<small>Document Property of TENSA AMERICA LLC</small> <small>This drawing contains proprietary information restricted solely for use on this project and may not be reproduced in whole or in part. For any other use without the expressed written permission of TENSA AMERICA LLC, the company will safeguard its rights according to the civil and penal provisions of the Law.</small>			

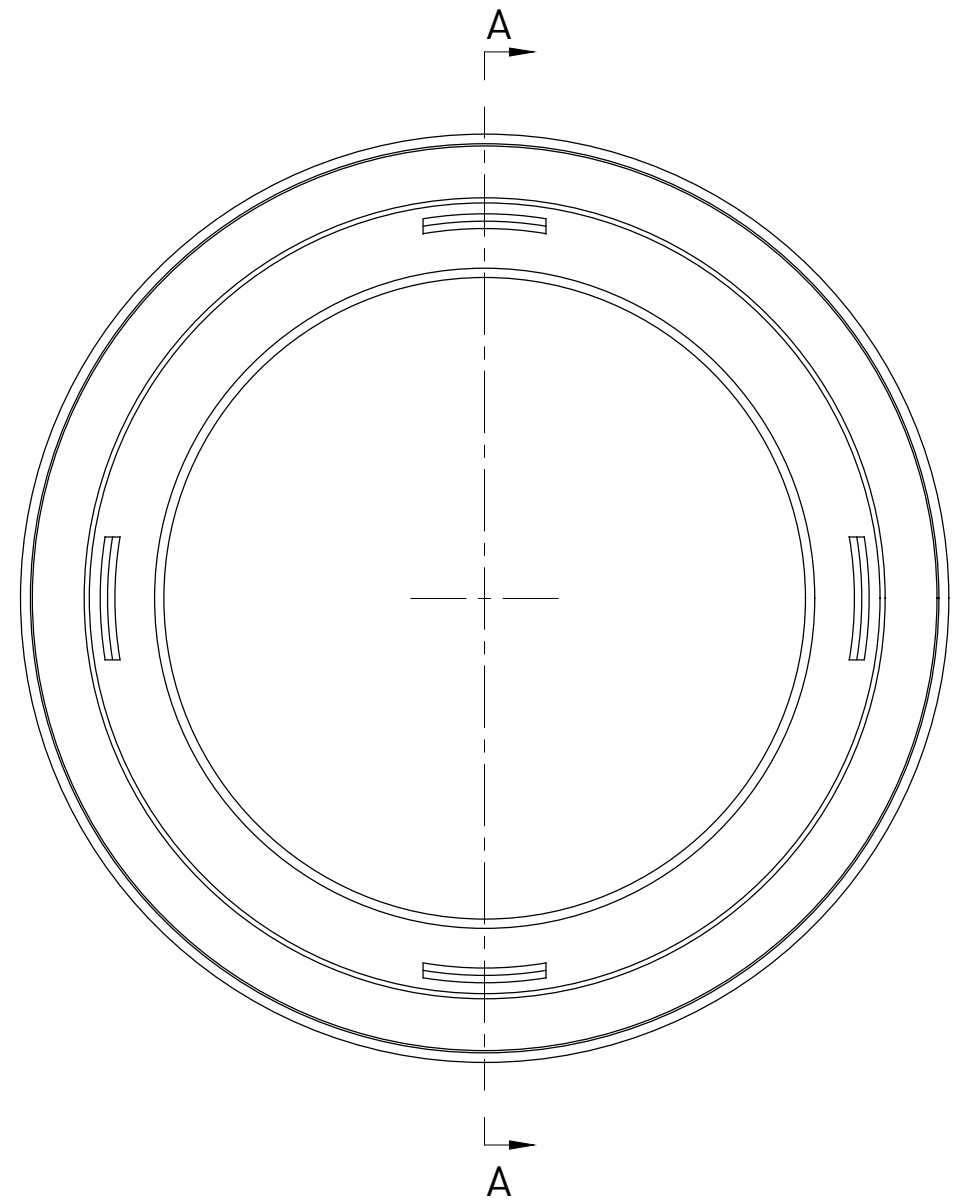
0	03/20/19	First issue	L.C.	T.C.
Rev.	Date	Description	Drawn	Checked



FRONT VIEW




SECTION A-A



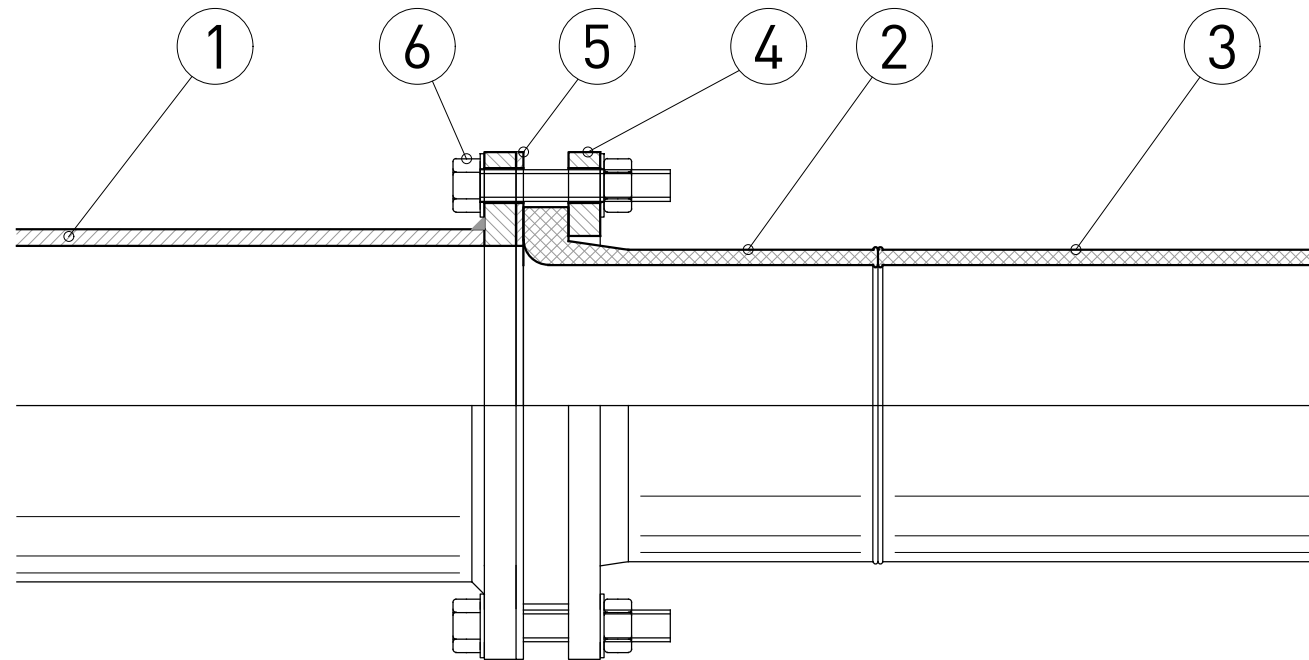
REAR VIEW

NOTE:


- All dimensions are measured;
- This drawing is not intended for manufacturing purposes;
- Temporary item.

Material : Polypropylene - according to ASTM D4101		Treatment : -	
		Title : <b>GTI SDC STORAGE CAP 5.125"</b> <b>for 5.125" GTI corrugated duct and</b> <b>5.563" smooth duct</b> <b>Standard fit for 31AMTS15</b> <b>Alternate fit for 27AMTS15</b>	
		TENSA AMERICA LLC - www.tensaamerica.com - PHONE: +1 305-866-9917 1111 KANE CONCOURSE, S.TE 200 - BAY HARBOR ISLAND - 33154 FL	
Date : 03/20/2019	Dimensions : <small>INCH [mm]</small> <small>mm FOR REFERENCE ONLY</small>	Drawn : L. CIVATI	Checked : T. CICCONE
Part # : 31-07-03-08		Code : 220547	
<small>Document Property of TENSA AMERICA LLC</small> <small>This drawing contains proprietary information restricted solely for use on this project and may not be reproduced in whole or in part. For any other use without the expressed written permission of TENSA AMERICA LLC, the company will safeguard its rights according to the civil and penal provisions of the Law.</small>			

0	03/20/19	First issue	L.C.	T.C.
Rev.	Date	Description	Drawn	Checked

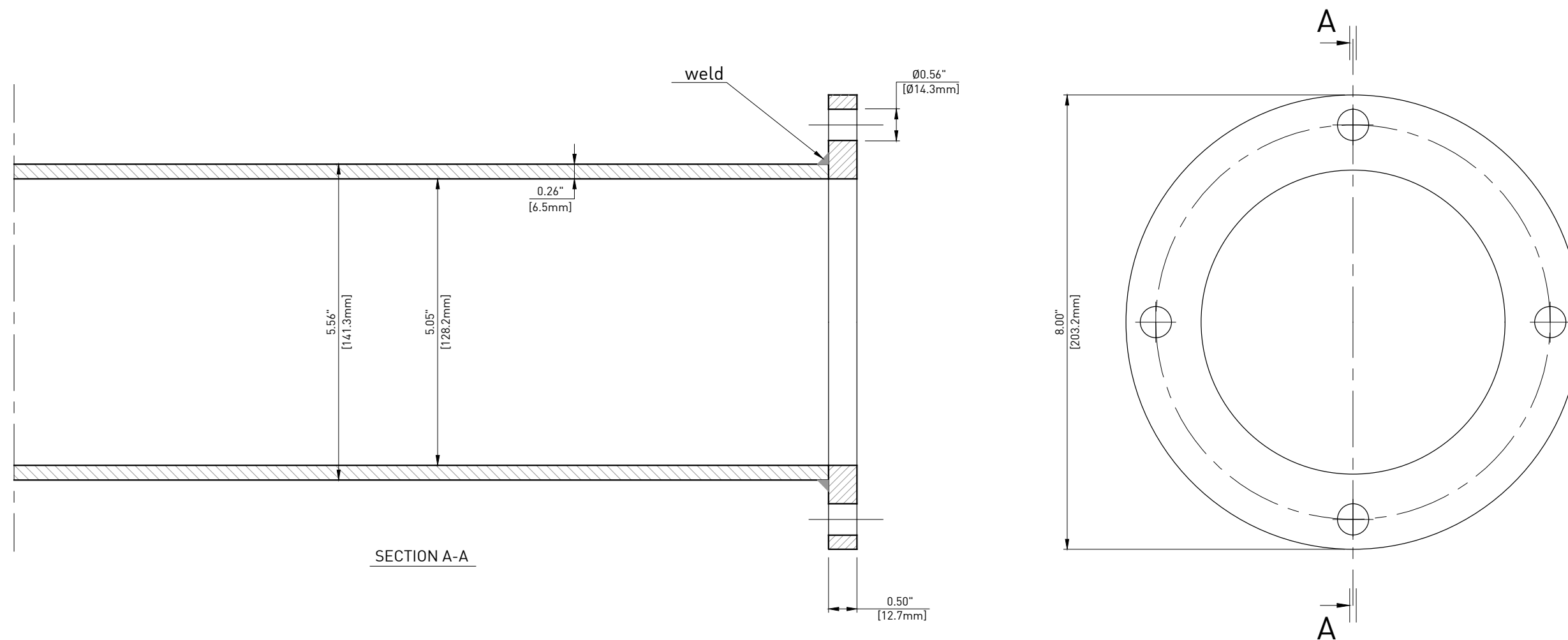


BILL OF MATERIALS			
ITEM	PART #	DESCRIPTION	MATERIAL
1	E-IU-27-07-14-01	Flanged pipe 5"	Steel ASTM A53, Type E, Gr. B, Sch 40 + Galvanization according to ASTM A123
2	E-IU-27-07-14-02	Flange 5"	High Density Polyethylene - according to ASTM D3350
3	E-IU-27-07-08	Smooth Plastic Duct 5"	High Density Polyethylene - according to ASTM D3350
4	E-IU-27-07-14-03	Counterflange	Steel ASTM A36 + Galvanization according to ASTM A123
5	E-IU-27-07-14-04	Compression seal	NBR - according to FDoT Tab.2.2.1.7-1 Sec.960
6	E-IU-27-07-14-05	Bolts	Stainless Steel GR316L - according to ASTM F593

0	01/03/21	First issue	L.C.	T.C.
Rev.	Date	Description	Drawn	Checked
Material :		Treatment :		
-		-		
 <b>TENSA AMERICA</b> GRUPPO DE ECCHER		Title :		
		<b>FLANGED CONNECTION ASSEMBLY 5"</b> <b>Standard fit for 27AMTS15 external and internal unbonded systems</b>		
TENSA AMERICA LLC - www.tensaamerica.com - PHONE: +1 305-866-9917 1111 KANE CONCOURSE, S. TE 200 - BAY HARBOR ISLAND - 33154 FL		Drawn : L.CIVATI	Checked : T.CICCONE	
Date : 01/03/2021	Dimensions : <small>INCH (mm)</small> <small>mm FOR REFERENCE ONLY</small>	Part # : E-IU-27-07-14	Code : -	

Document Property of TENSA AMERICA LLC  
 This drawing contains proprietary information restricted solely for use on this project and may not be reproduced in whole or in part. For any other use without the expressed written permission of TENSA AMERICA LLC, the company will safeguard its rights according to the civil and penal provisions of the Law.

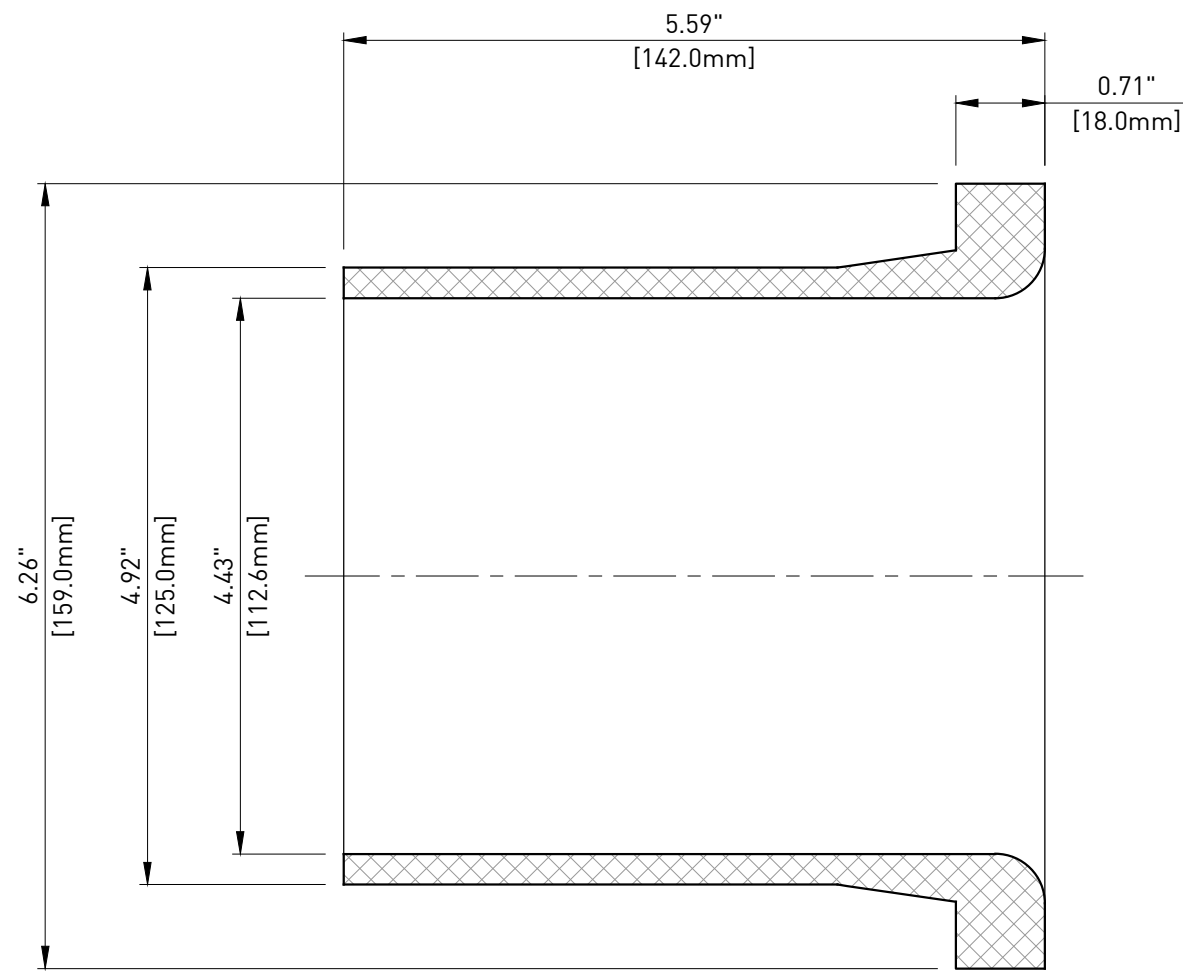




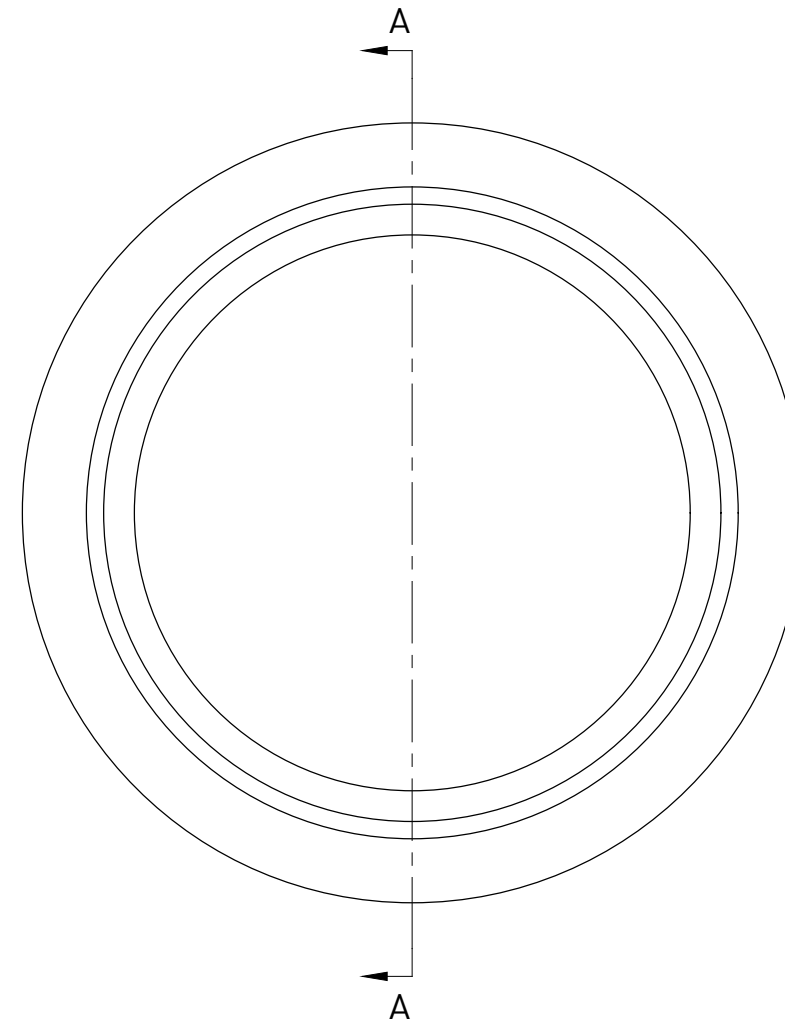
**NOTE:**

- This drawing is not intended for manufacturing purposes.

0	01/03/21	First issue	L.C.	T.C.
Rev.	Date	Description	Drawn	Checked
Material :		Treatment :		
pipe as per ASTM A53, Type E, Grade B, Schedule 40		Hot dip galvanizing as per ASTM A123		
flange ASTM A36				
		Title :		
		<b>FLANGED STEEL PIPE for 5" HDPE/STEEL FLANGED CONNECTION Standard fit for 27AMTS15</b>		
TENSA AMERICA LLC - www.tensaamerica.com - PHONE: +1 305-866-9917 1111 KANE CONCOURSE, S. TE 200 - BAY HARBOR ISLAND - 33154 FL		Drawn : L.CIVATI	Checked : T.CICCONE	
Date : 01/03/2021	Dimensions : <small>INCH (mm) mm FOR REFERENCE ONLY</small>	Part # : E-IU-27-07-14-01	Code : -	
<small>Document Property of TENSA AMERICA LLC This drawing contains proprietary information restricted solely for use on this project and may not be reproduced in whole or in part. For any other use without the expressed written permission of TENSA AMERICA LLC, the company will safeguard its rights according to the civil and penal provisions of the Law.</small>				



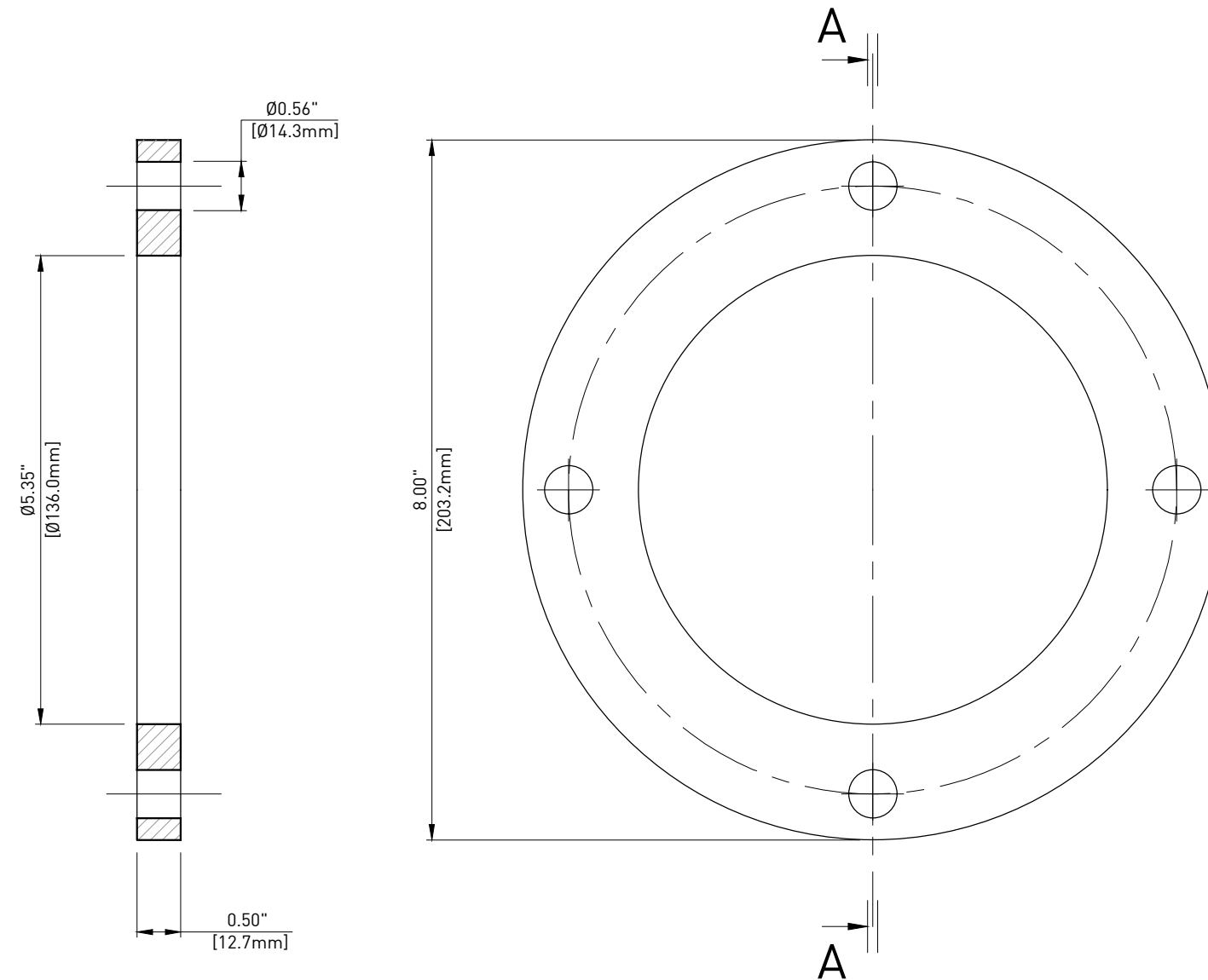
SECTION A-A



NOTE:

- Refer to butt welding general instructions for the connection to the duct;
- This drawing is not intended for manufacturing purposes;
- Flange meets FDoT requirements (Par. 2.2.1.5 Section 960):
  - 150 psi rated
  - minimum cell class of 445574C as per ASTM D3350
  - minimum OIT of 40 minutes as per ASTM D3895
  - Remolded finished material has a minimum failure time of 24 hours when tested for stress crack resistance using ASTM F2136 at an applied stress of 600 psi.


0	02/01/21	First issue	L.C.	T.C.
Rev.	Date	Description	Drawn	Checked
Material : High Density Polyethylene- according to ASTM D3350		Treatment : -		
		Title : <b>FLANGE for 5" HDPE DUCT Standard fit for 27AMTS15</b>		
		TENSA AMERICA LLC - www.tensaamerica.com - PHONE: +1 305-866-9917 1111 KANE CONCOURSE, S. TE 200 - BAY HARBOR ISLAND - 33154 FL		Drawn : L.CIVATI
Date : 02/01/2021		Dimensions : INCH [mm] mm FOR REFERENCE ONLY	Part # : E-IU-27-07-14-02	Code : -
Document Property of TENSA AMERICA LLC This drawing contains proprietary information restricted solely for use on this project and may not be reproduced in whole or in part. For any other use without the expressed written permission of TENSA AMERICA LLC, the company will safeguard its rights according to the civil and penal provisions of the Law.				

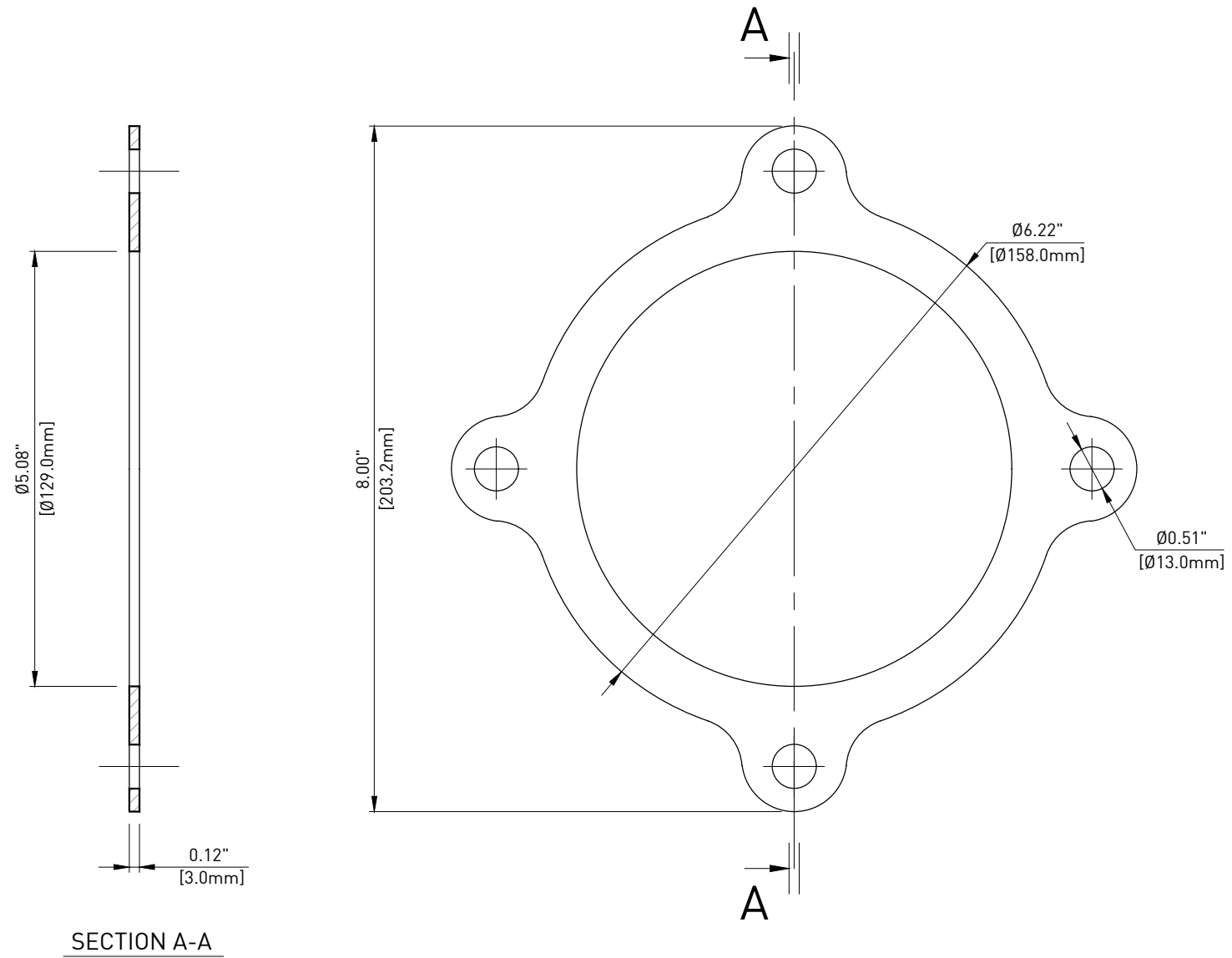


SECTION A-A

NOTE:

- This drawing is not intended for manufacturing purposes.

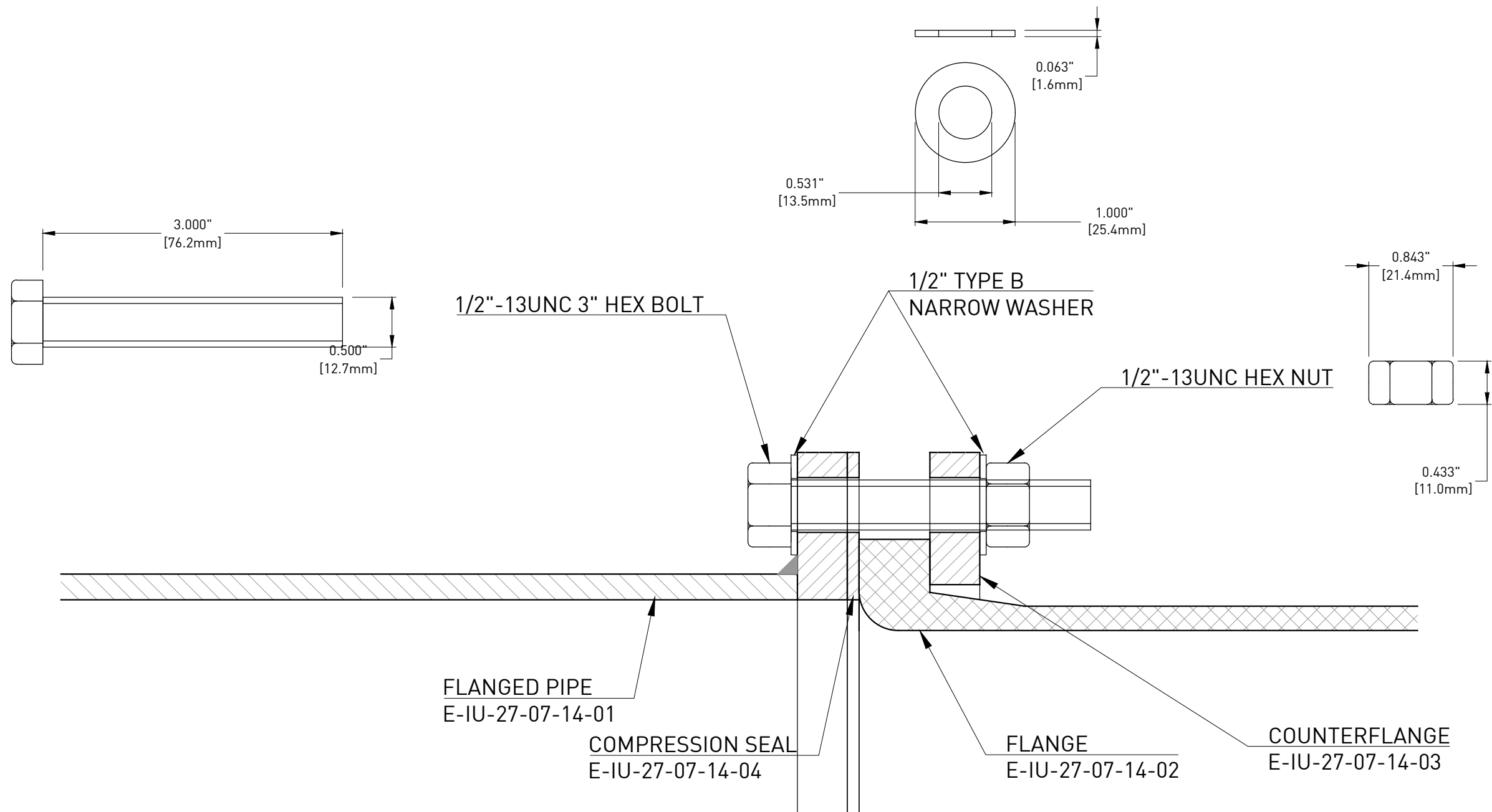
Rev.	Date	Description	Drawn	Checked
0	01/03/21	First issue	L.C.	T.C.
Material : Steel ASTM A36		Treatment : Hot dip galvanizing as per ASTM A123		
 <b>TENSA AMERICA</b> GRUPPO DE ECCHER		Title : <b>COUNTERFLANGE for 5" HDPE/STEEL FLANGED CONNECTION Standard fit for 27AMTS15</b>		
TENSA AMERICA LLC - www.tensaamerica.com - PHONE: +1 305-866-9917 1111 KANE CONCOURSE, S.TE 200 - BAY HARBOR ISLAND - 33154 FL		Drawn : L.CIVATI	Checked : T.CICCONE	
Date : 01/03/2021	Dimensions : <small>INCH (mm) mm FOR REFERENCE ONLY</small>	Part # : E-IU-27-07-14-03	Code : -	
<small>Document Property of TENSA AMERICA LLC This drawing contains proprietary information restricted solely for use on this project and may not be reproduced in whole or in part. For any other use without the expressed written permission of TENSA AMERICA LLC, the company will safeguard its rights according to the civil and penal provisions of the Law.</small>				




**NOTE:**

- This drawing is not intended for manufacturing purposes.

0	01/03/21	First issue	L.C.	T.C.
Rev.	Date	Description	Drawn	Checked
Material :		Treatment :		
NBR - according to FDoT Tab. 2.2.1.7-1 Sec.960		-		
		Title :		
		<b>COMPRESSION SEAL for 5" HDPE/STEEL FLANGED CONNECTION Standard fit for 27AMTS15</b>		
TENSA AMERICA LLC - www.tensaamerica.com - PHONE: +1 305-866-9917 1111 KANE CONCOURSE, S.TE 200 - BAY HARBOR ISLAND - 33154 FL		Drawn : L.CIVATI	Checked : T.CICCONE	
Date : 01/03/2021	Dimensions : INCH (mm) mm FOR REFERENCE ONLY	Part # : E-IU-27-07-14-04	Code : -	
<small>Document Property of TENSA AMERICA LLC This drawing contains proprietary information restricted solely for use on this project and may not be reproduced in whole or in part. For any other use without the expressed written permission of TENSA AMERICA LLC, the company will safeguard its rights according to the civil and penal provisions of the Law.</small>				



Material : Stainless Steel GR316L - according to ASTM F593		Treatment : -	
		Title : <b>BOLTS</b> for 5" HDPE/STEEL FLANGED CONNECTION Standard fit for 27AMTS15	
		TENSA AMERICA LLC - www.tensaamerica.com - PHONE: +1 305-866-9917 1111 KANE CONCOURSE, S.TE 200 - BAY HARBOR ISLAND - 33154 FL	Drawn : L.CIVATI Checked : T.CICCONE
Date : 01/03/2021	Dimensions : INCH (mm) mm FOR REFERENCE ONLY	Part # : E-IU-27-07-14-05	Code : -
Document Property of TENSA AMERICA LLC This drawing contains proprietary information restricted solely for use on this project and may not be reproduced in whole or in part. For any other use without the expressed written permission of TENSA AMERICA LLC, the company will safeguard its rights according to the civil and penal provisions of the Law.			

Rev.	Date	Description	Drawn	Checked
0	01/03/21	First issue	L.C.	T.C.