

I-95 EXPRESS LANES PERFORMANCE

2015-2016 AVERAGE
PEAK PERIOD



www.fdot.gov/planning/statistics



1 6 6 9 9


VOLUME

GENERAL
USE LANES



8 9 2 7

VOLUME



EXPRESS
LANES



SOUTHBOUND

NORTHBOUND



EXPRESS
LANES



7 2 3 1

VOLUME



1 6 0 3 3

VOLUME

GENERAL
USE LANES

SOURCE: FDOT District 6 TSM&O's 95 Express Annual Report (FY15/16)