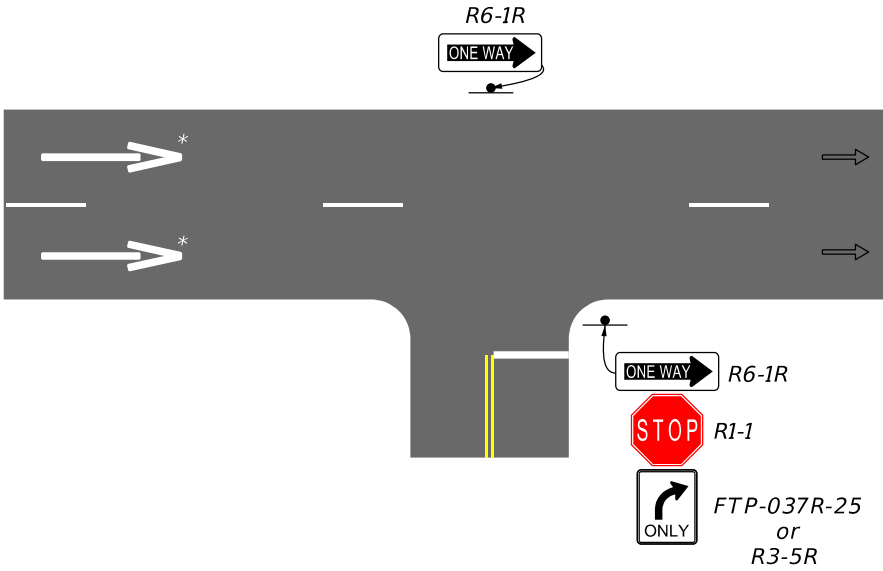
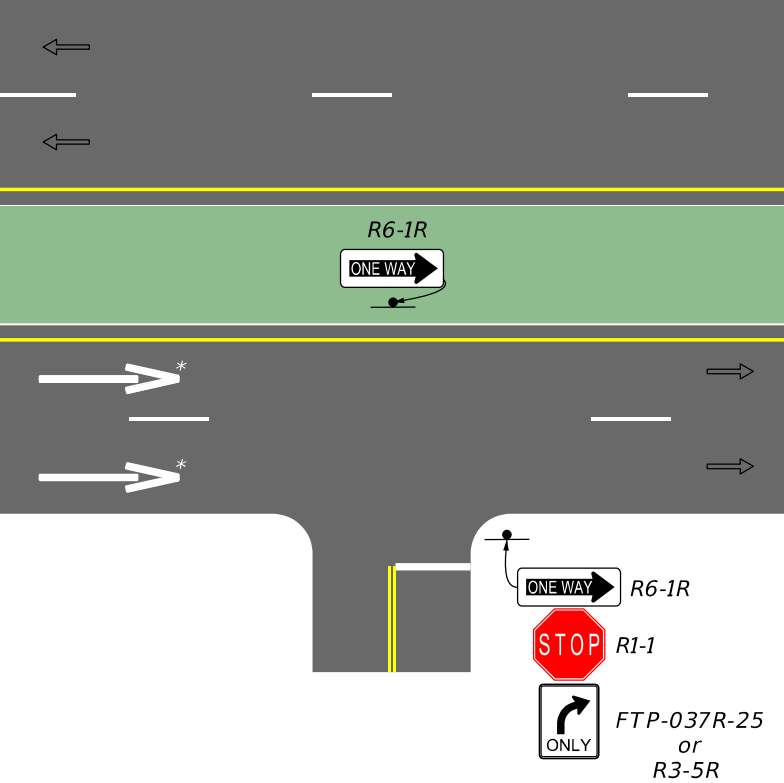


TYPICAL ONE-WAY PAIRS AND DIVIDED ARTERIALS/COLLECTORS
WITH UNSIGNALIZED ONE-WAY EGRESS



- Installation Details
- 1) R6-1 shall be placed on far side median or shoulder depending on facility type.
 - 2) RIGHT TURN ARROW (FTP-037R-25) or LEFT TURN ARROW (FTP-037L-25) typically added by district driveway permit.
 - 3) Mandatory Movement Lane Control (R3-5) sign must be added to side street.
- * See FDM 230.4.4 for how often to place Wrong-Way arrows based on context classification.

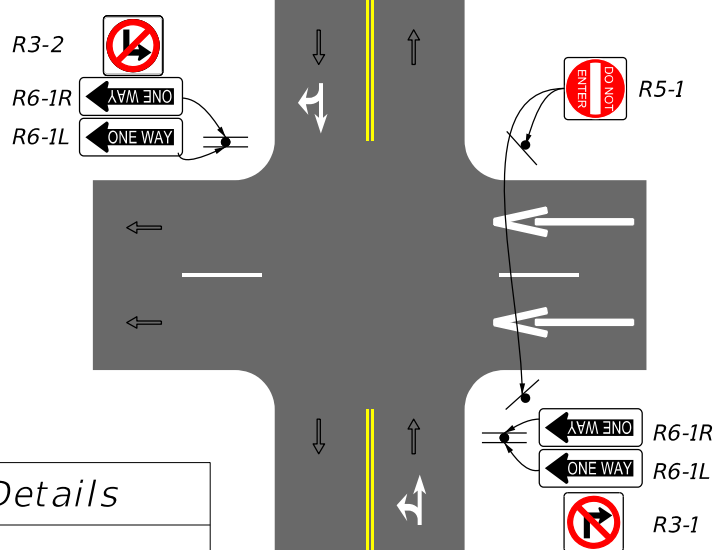
Legend
⇒ Direction of travel
→ Wrong Way Arrow



NOT TO SCALE

EXHIBIT 230-5
01/01/2026

TYPICAL TWO-WAY APPROACH TO
UNDIVIDED SIGNALIZED AND UNSIGNALIZED
ONE-WAY STREET

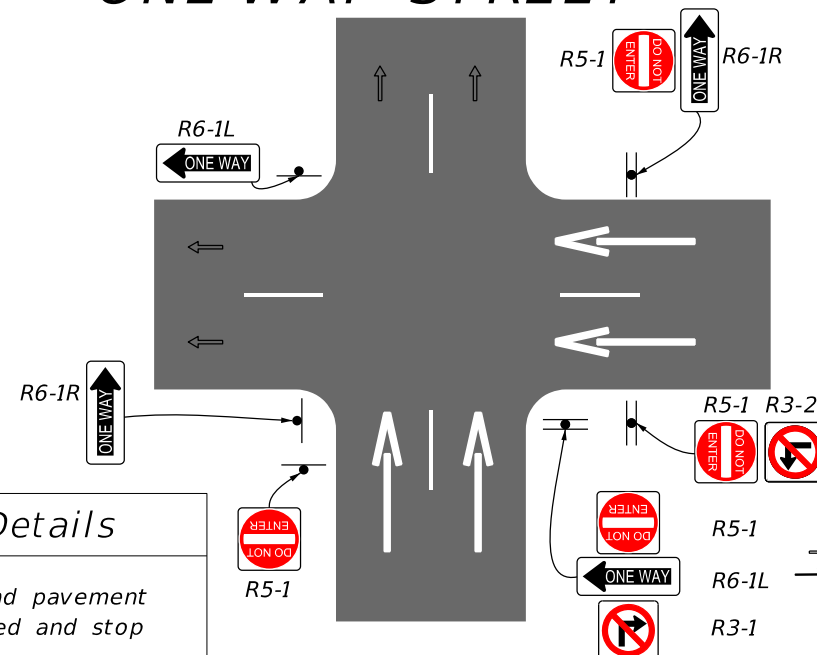


- Installation Details
- 1) Wrong-Way signing and pavement markings for signalized and stop control.
 - 2) Place Wrong-Way arrows four feet upstream of stop bar, if present.

Legend
⇒ Direction of travel
→ Wrong Way Arrow
↔ Lane Assignment Arrow

NOT TO SCALE
EXHIBIT 230-6
10/01/2022

TYPICAL ONE-WAY APPROACH TO
UNDIVIDED SIGNALIZED AND UNSIGNALIZED
ONE-WAY STREET



- Installation Details
- 1) Wrong-Way signing and pavement markings for signalized and stop control.
 - 2) Place Wrong-Way arrows four feet upstream of stop bar, if present.

Legend
⇒ Direction of travel
→ Wrong Way Arrow

NOT TO SCALE
EXHIBIT 230-7
10/01/2022