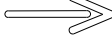


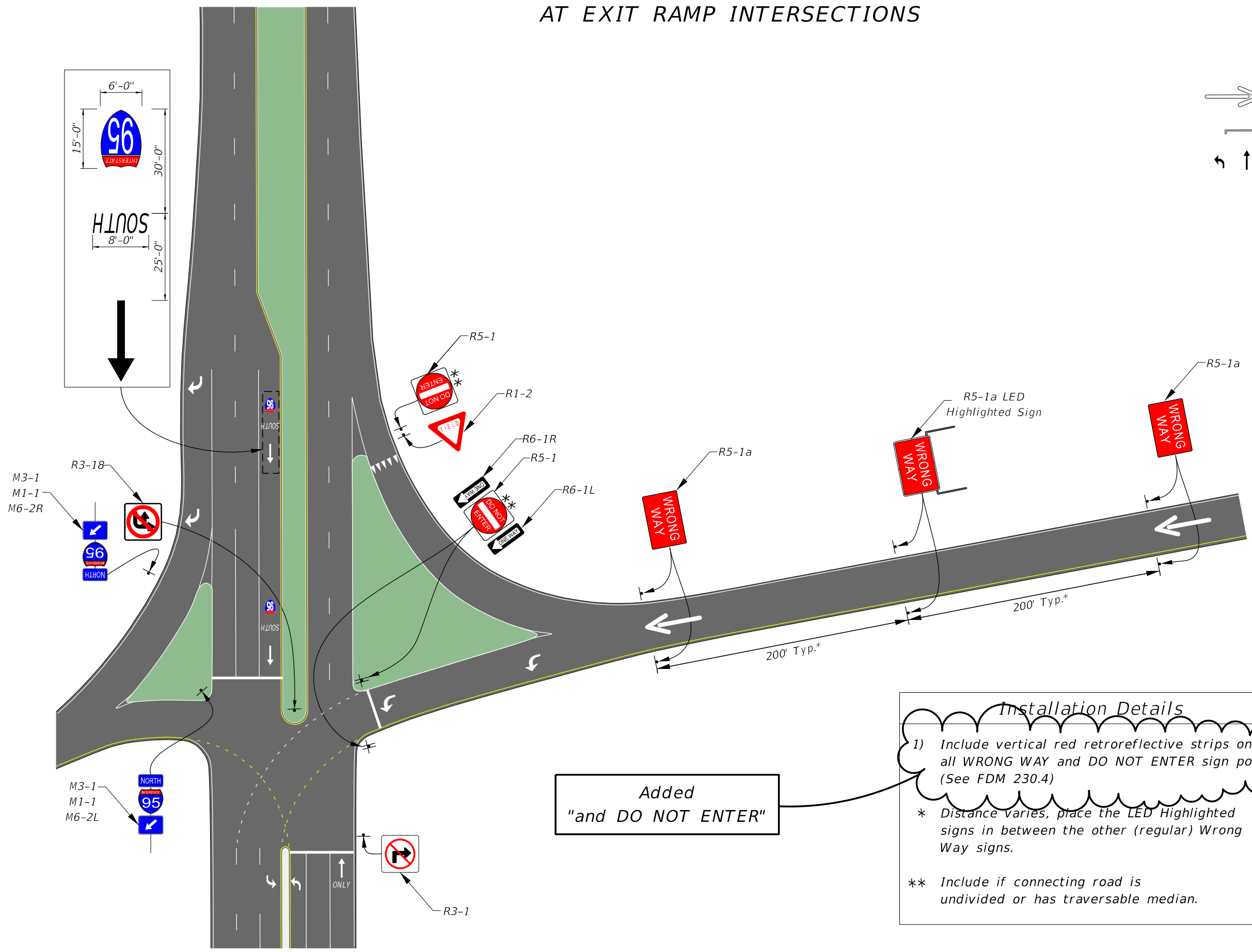


# STANDARD SIGNING AND PAVEMENT MARKING AT EXIT RAMP INTERSECTIONS

## LEGEND

-  Wrong-Way Arrows
-  Wireless Antenna
-  Lane Assignment Arrows



Added  
"and DO NOT ENTER"

**Installation Details**

- 1) Include vertical red retroreflective strips on all WRONG WAY and DO NOT ENTER sign posts. (See FDM 230.4)
- \* Distance varies, place the LED Highlighted signs in between the other (regular) Wrong Way signs.
- \*\* Include if connecting road is undivided or has traversable median.

NOT TO SCALE

EXHIBIT 230-1a  
06/01/2021

