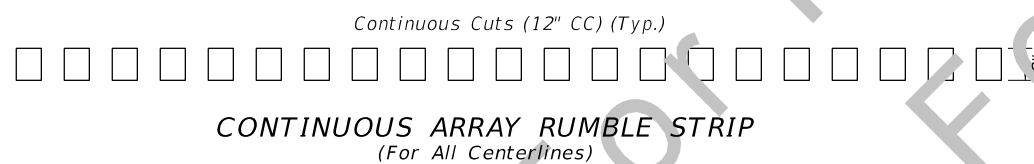
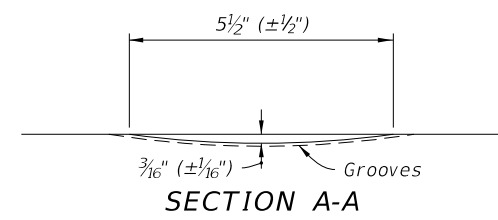


**CENTERLINE RUMBLE STRIPING**

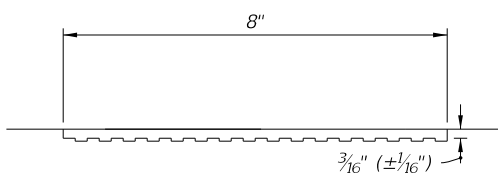
ISOMETRIC



**CONTINUOUS ARRAY RUMBLE STRIP**  
(For All Centerlines)



**SECTION A-A**



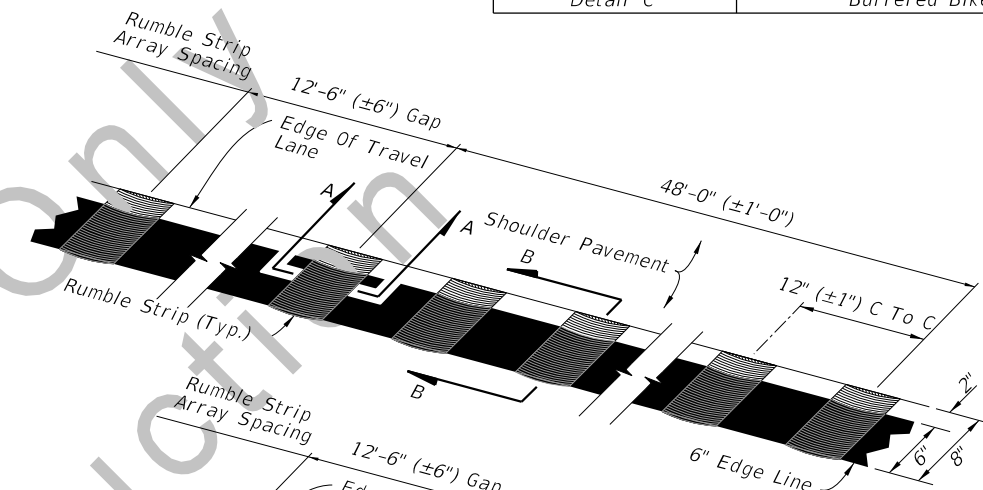
**SECTION B-B**

**GENERAL NOTES:**

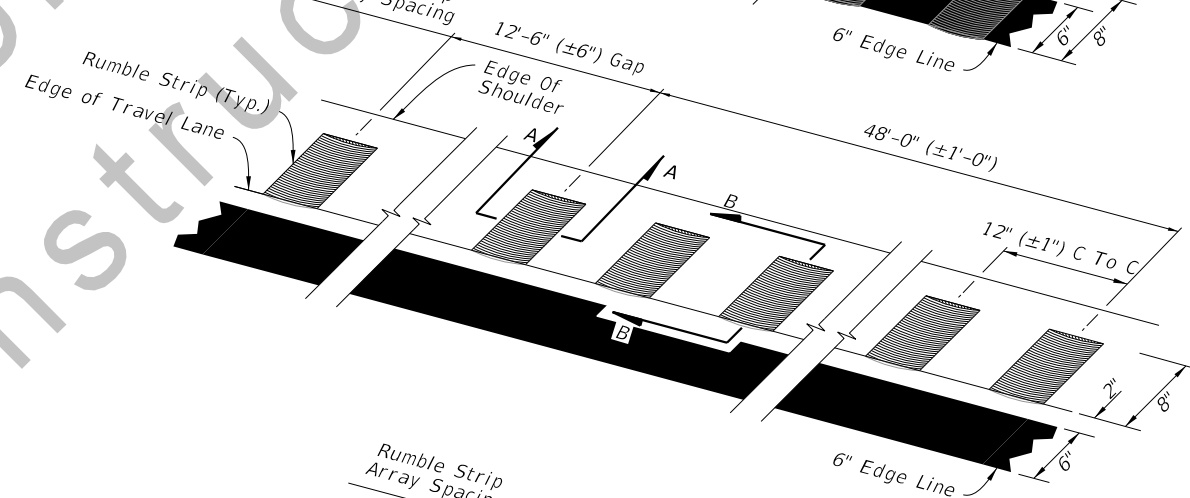
1. Construct ground-in rumble strips in accordance with Specification Section 546.
2. Use the Skip Array Rumble Strip for edge line rumble striping and use the Continuous Array Rumble Strip for centerline rumble striping.
3. Verify depth every 500' at the transverse and longitudinal centerline of the grinding.

EDGE LINE RUMBLE STRIPING	
EDGE LINE TYPE	CONDITION
Profiled Thermoplastic	Paved Shoulder Width $\leq 1'$
Detail 'A'	$1' < \text{Outside Paved Shoulder Width} < 5'$
Detail 'B'	Inside Paved Shoulder Width $> 1'$
Detail 'C'	Buffered Bike Lane

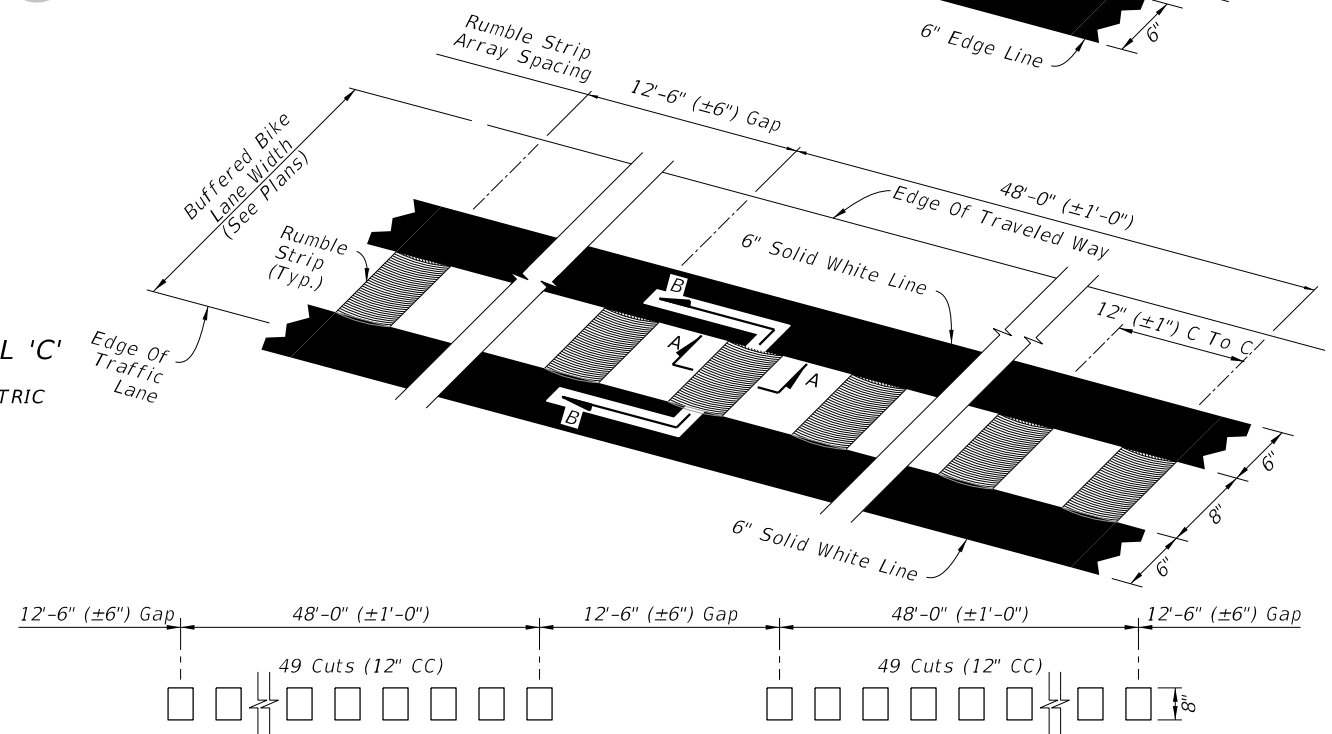
**DETAIL 'A'**  
ISOMETRIC



**DETAIL 'B'**  
ISOMETRIC



**DETAIL 'C'**  
ISOMETRIC



**SKIP ARRAY RUMBLE STRIP**  
(For All Edge Lines)

4/19/2017 2:49:37 PM

LAST REVISION 04/18/17	DESCRIPTION:
---------------------------	--------------