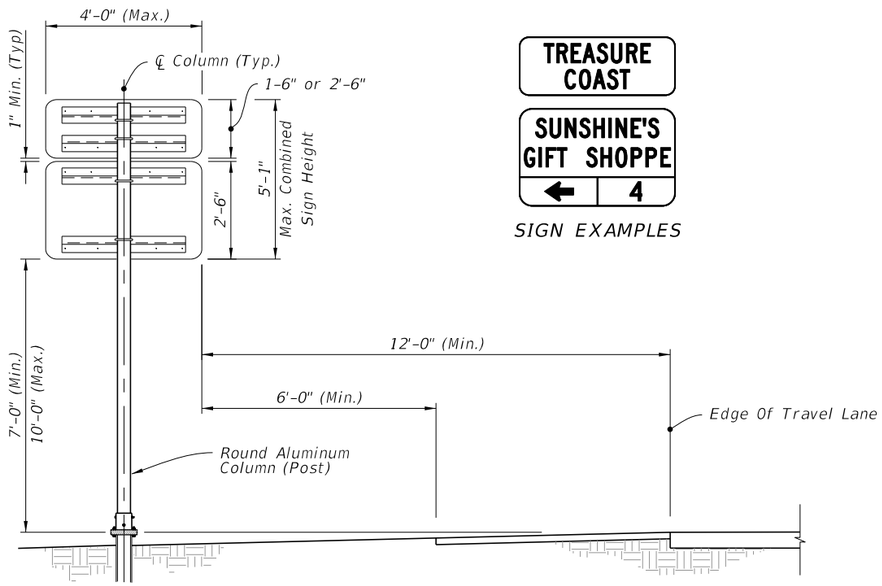

SINGLE COLUMN GROUND SIGN

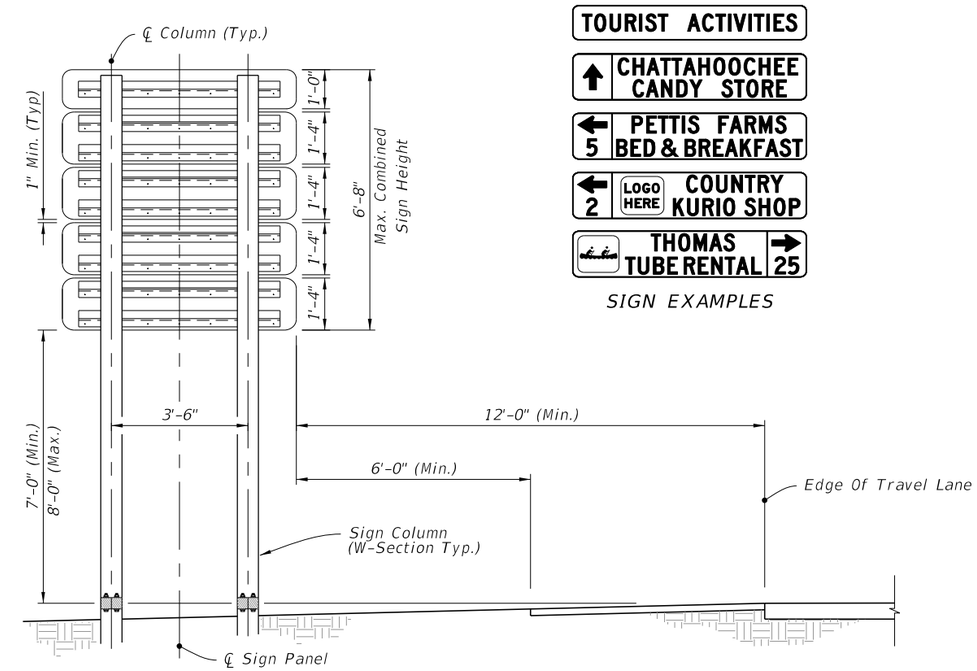

MULTI-COLUMN GROUND SIGN

NOTES:

1. Signs must comply with Rule 14-51, Florida Administrative Code.
2. Use 6" Type C lettering.
3. See index 11860 for Single Column Ground Sign for foundation and conection details.
4. See Index 11200 for Multi-Coulmn Ground Sign for foundation and connection details.
5. See Index 600, Work Zone Sign Supports, for Temporary 3-Post Sign Support assembly and foundation details. Galvanize Steel U-Channel in accordance with ASTM 123.

DESIGN FOR TOURIST ORIENTED DIRECTIONAL SIGNS
(Options for Aluminum Round Tube, Steel I Beam and Steel U-Channel.)

Total Area (SF)	Single Post Configuration		Two Post Configuration		Three Post Configuration	
	3-1/2" X 0.125" Aluminum Tube Direct Burial	4" X 0.125" Aluminum Tube Slip Base	S3X5.7 Steel I Beam Slip Base	W6X12 Steel I Beam Slip Base	3 lb/ft Steel U-Channel Direct Burial	4 lb/ft Steel U-Channel Lap Splice
6-10	OK	OK	N/A	N/A	N/A	N/A
16-20	N/A	OK	N/A	N/A	N/A	N/A
14-16	N/A	N/A	OK	OK	OK	OK
22-24	N/A	N/A	OK	OK	N/A	OK *
30-32	N/A	N/A	N/A	OK	N/A	N/A
38	N/A	N/A	N/A	OK	N/A	N/A

* Limited to 22 SF Total Sign Area.

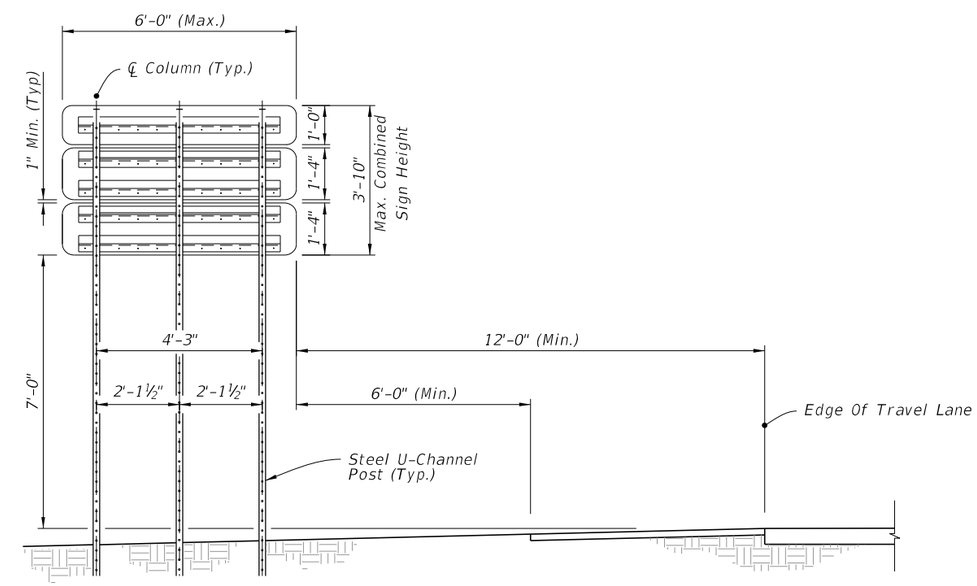

TEMPORARY 3 POST SIGN SUPPORT

10/14/2016 8:42:45 AM

LAST REVISION	REVISION	DESCRIPTION:			INDEX NO.	SHEET NO.
11/01/16			FDOT FY 2017-18 DESIGN STANDARDS	TOURIST ORIENTED DIRECTIONAL SIGNS	17354	1 of 1