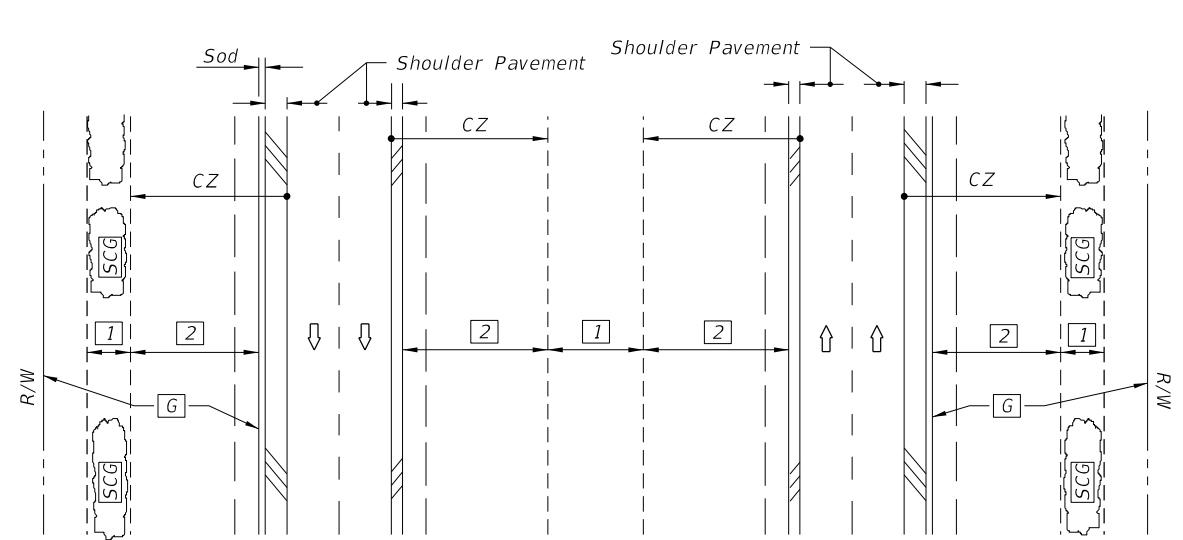
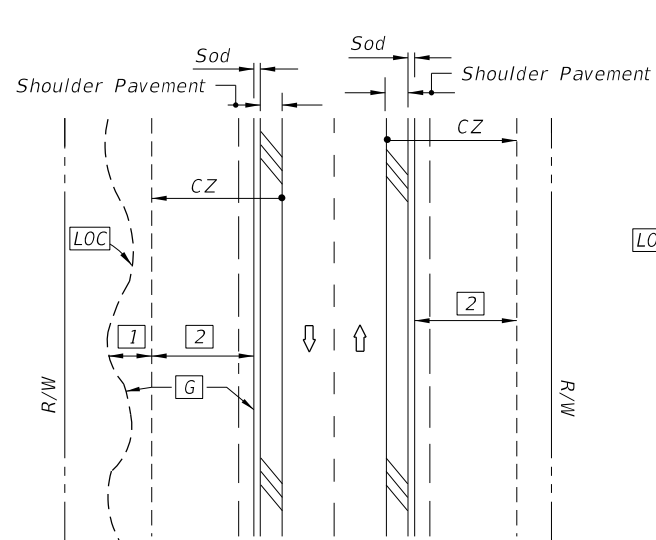


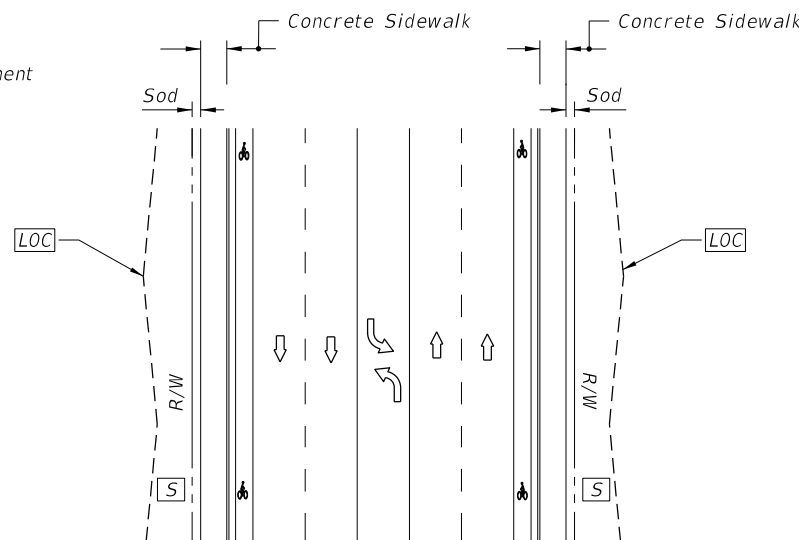
DIVIDED NARROW MEDIAN WITH OR WITHOUT CURBED MEDIAN



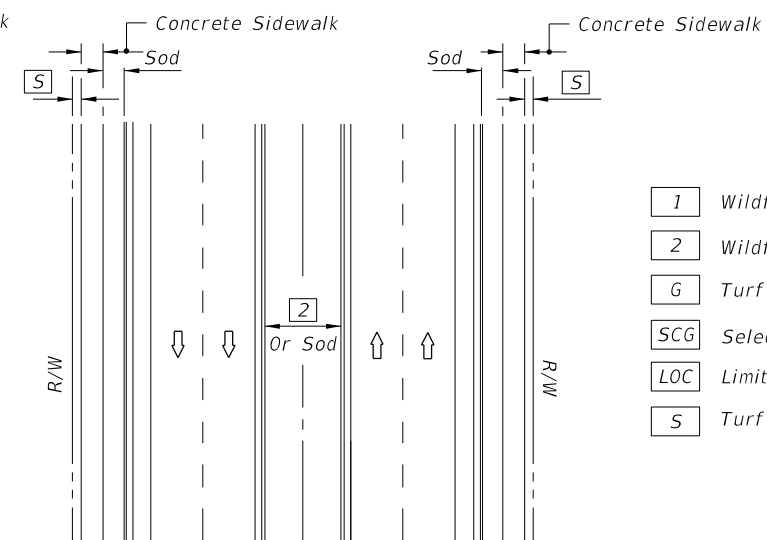
DIVIDED WIDE MEDIAN WITH OR WITHOUT CURBED MEDIAN



UNDIVIDED FLUSH SHOULDER



UNDIVIDED CURBED



DIVIDED CURBED

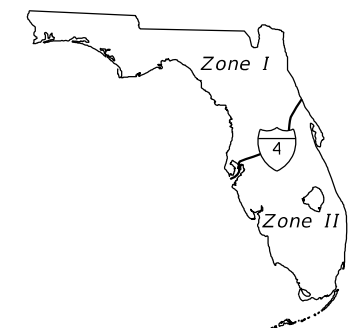
- LEGEND**
- 1 Wildflower Group #1
  - 2 Wildflower Group #2
  - G Turf (To Limit of Construction)
  - SCG Selective Clearing And Grubbing
  - LOC Limits Of Construction
  - S Turf

WILDFLOWER SEEDING RATES	
Common Name (Botanical Name)	lbs/ac
<b>#1 Group</b>	
Black-Eyed Susan ( <i>Rudbeckia hirta</i> )	2
Lance-Leaf Tickseed ( <i>Coreopsis lanceolata</i> )	10
Goldenmane Tickseed ( <i>Coreopsis basalis</i> )	10
Leavenworth's Tickseed ( <i>Coreopsis leavenworthii</i> )	10
Fire Wheel ( <i>Gaillardia pulchella</i> )	10
Softhair Coneflower ( <i>Rudbeckia mollis</i> )	2
Crimson Clover ( <i>Trifolium incarnatum</i> )	15
<b>#2 Group</b>	
Annual Phlox ( <i>Phlox drummondii</i> )	10
Moss Verbena ( <i>Verbena tenuisecta</i> )	6
Leavenworth's Tickseed ( <i>Coreopsis leavenworthii</i> )	10
Fire Wheel ( <i>Gaillardia pulchella</i> )	10
Crimson Clover ( <i>Trifolium incarnatum</i> )	15
Note: Wildflower seeding rates are for restoring impacted wildflower areas.	

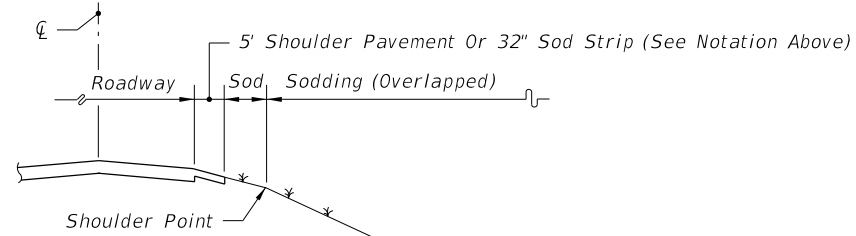
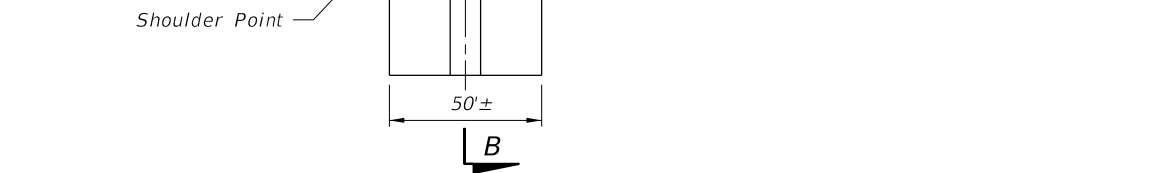
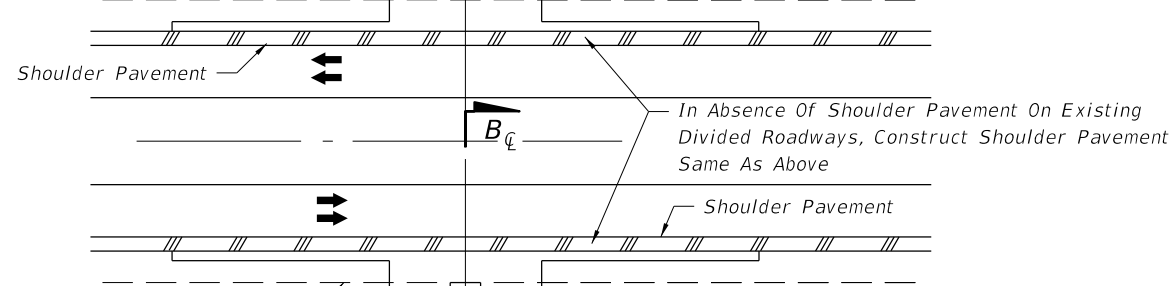
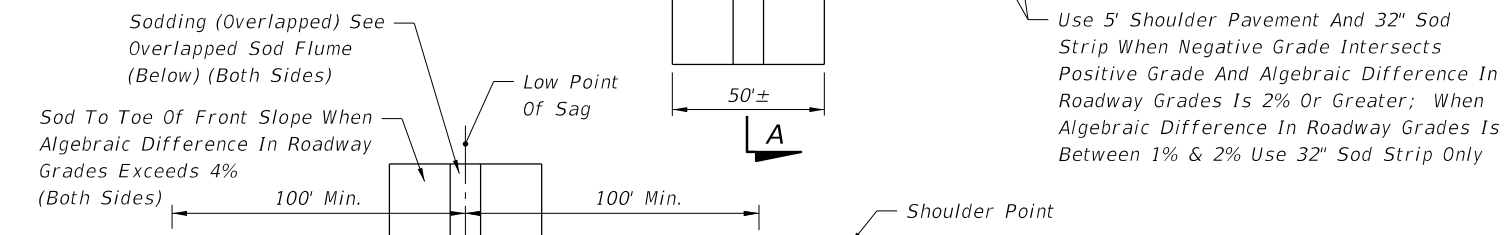
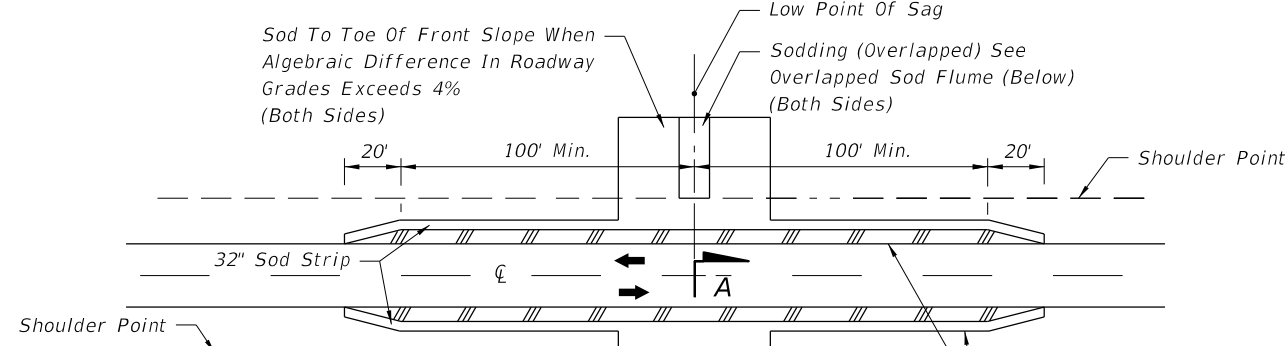
**GENERAL NOTES**

- All turf establishment shall be performed meeting the requirements of Section 570 of the Standard Specifications.
- Activities such as clearing, grading, and excavating that will disturb one or more acres of land require coverage under the Generic Permit for Stormwater Discharge from Large and Small Construction Activities from the Florida Department of Environmental Protection, and implementation of appropriate pollution prevention measures to minimize erosion and sedimentation and properly manage stormwater.
- Confirm compatibility of wildflower with Seeding Zones.

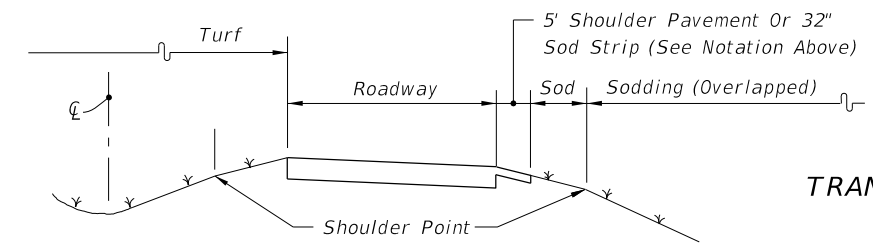
**SEEDING ZONES**



10/11/2016 9:50:52 AM

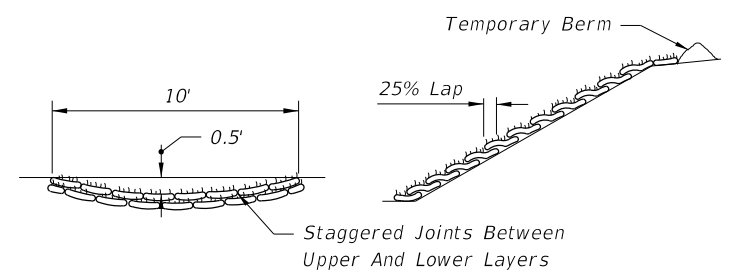


**SECTION AA**  
(Symmetrical About  $\bar{Q}$ )

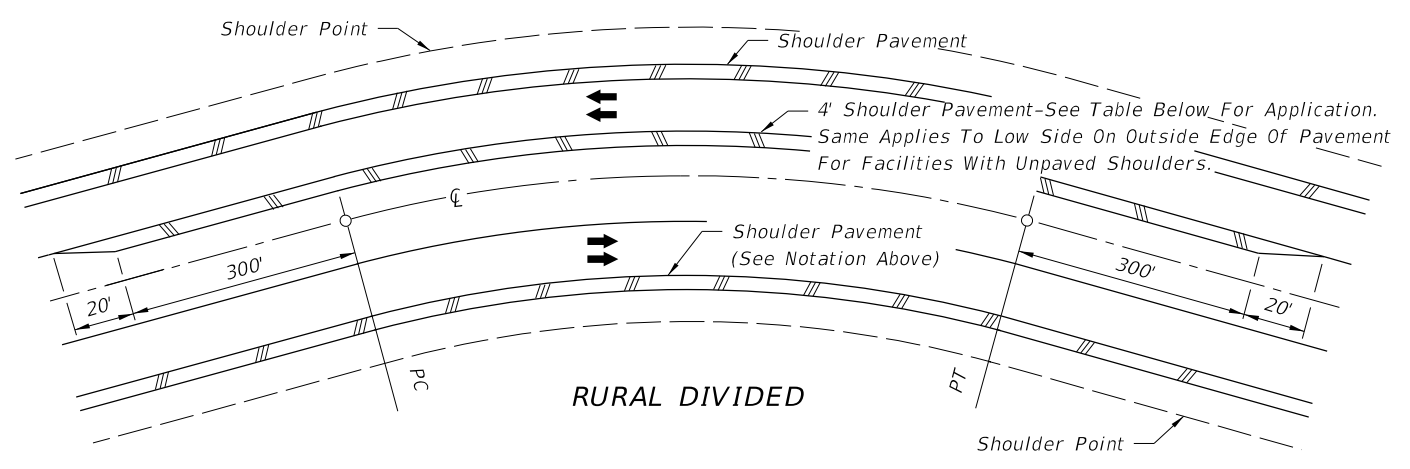
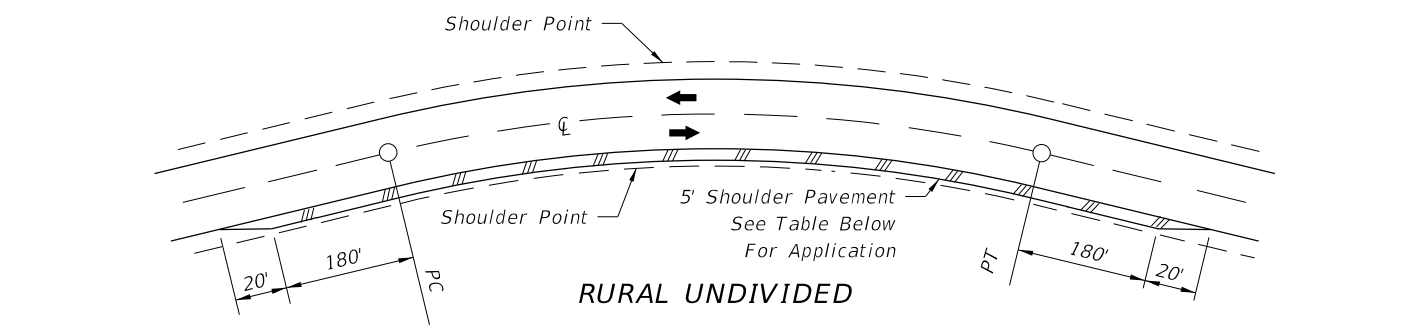


**SECTION BB**  
(Symmetrical About  $\bar{Q}$ )

**SHOULDER AND SLOPE TREATMENT IN SAG VERTICAL CURVES**



**TRANSVERSE SECTION LONGITUDINAL SECTION**  
**OVERLAPPED SOD FLUME**



CRITERIA FOR PAVING SHOULDER ON DIVIDED AND UNDIVIDED FACILITIES		
Design Speed (mph)	Degree Of Curve	Note: Shoulder Pavement is required on all curves meeting the criteria tabulated. For curves not meeting the criteria, shoulders are to be paved where erosion of the shoulder is evident or anticipated.
30	7° Or Greater	
40	5° Or Greater	
50	4° Or Greater	
60	3° Or Greater	
65	3° Or Greater	
70	2° Or Greater	

**SHOULDER AND SLOPE TREATMENT FOR SUPERELEVATED ROADWAYS**

**NOTES**

1. These treatments are applicable to new construction, reconstruction and RRR projects. Project requirements for shoulder pavement and sodding that exceed the limits of this standard take precedence.
2. For sodding adjacent to ditches and at headwalls, see Index No. 281.
3. All front slopes steeper than 1:3 are to be sodded.

**TREATMENTS FOR PROTECTION FROM CONCENTRATED ROADWAY RUNOFF EROSION AND SHOULDER RAVELING**

10/11/2016 9:50:54 AM

LAST REVISION 07/01/01	DESCRIPTION:	FY 2017-18 DESIGN STANDARDS	PERMANENT EROSION CONTROL	INDEX NO. 104	SHEET NO. 2 of 2
---------------------------	--------------	--------------------------------	---------------------------	------------------	---------------------