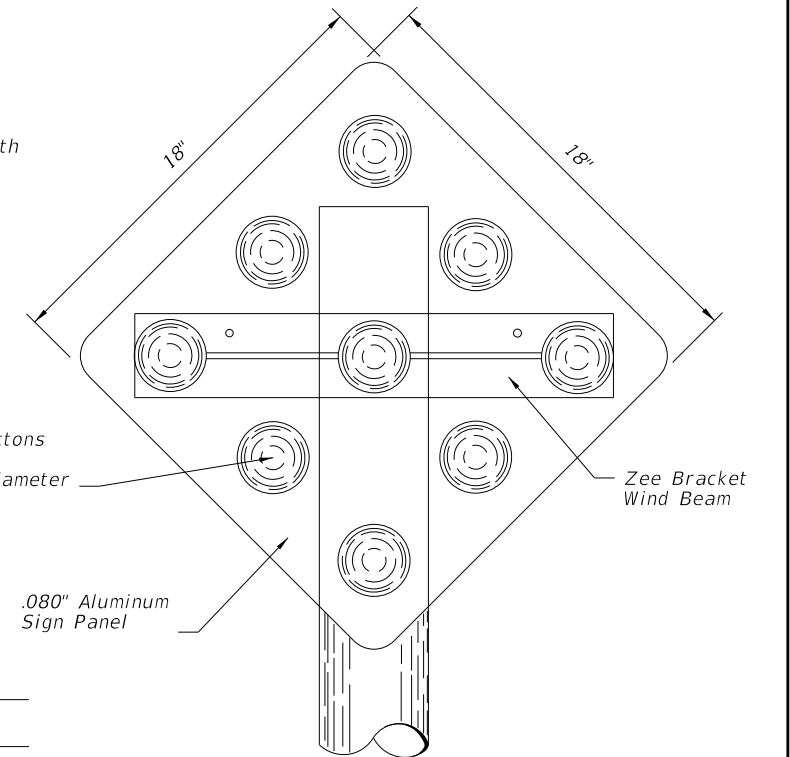
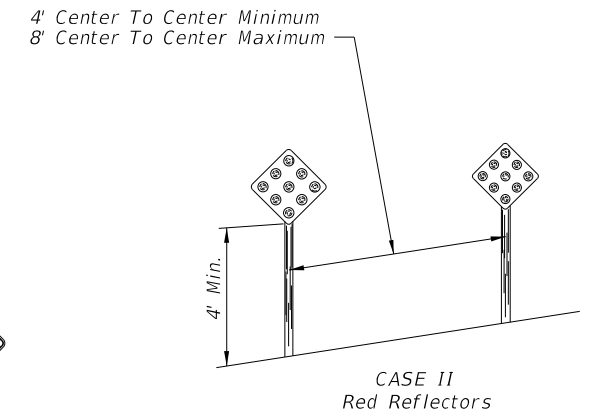
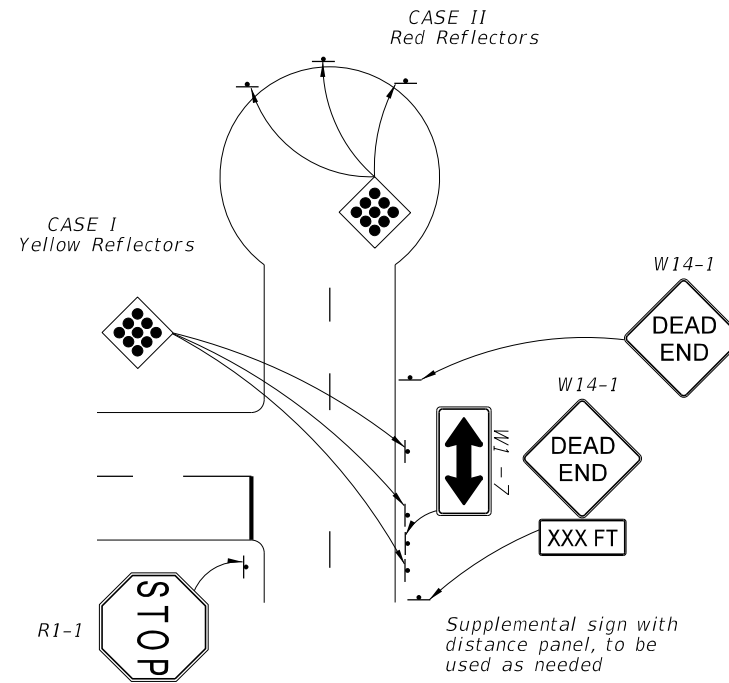
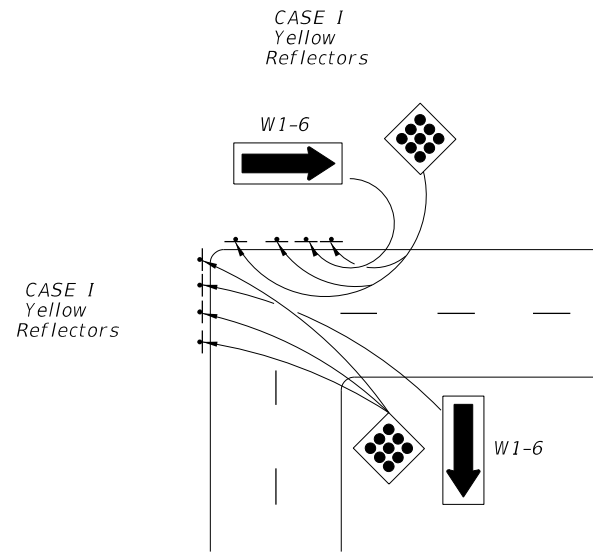


CASE I Type 1 Object Markers shall consist of nine yellow reflectors mounted on a yellow reflective background or consist of a retroreflective panel of the same size.

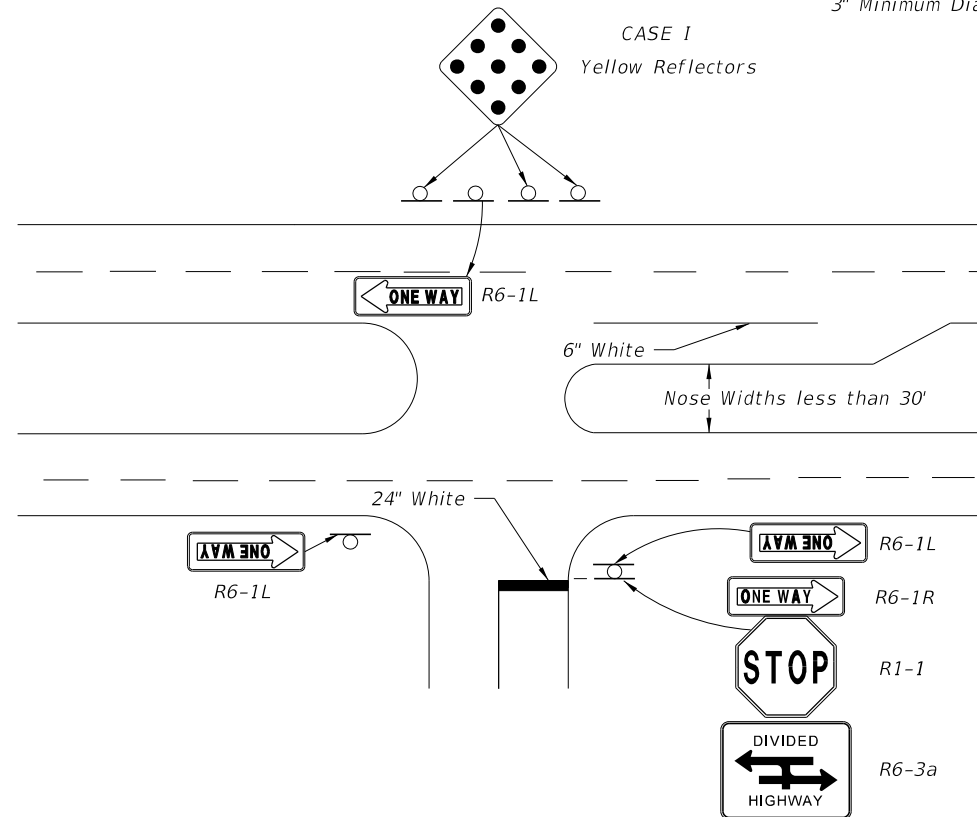
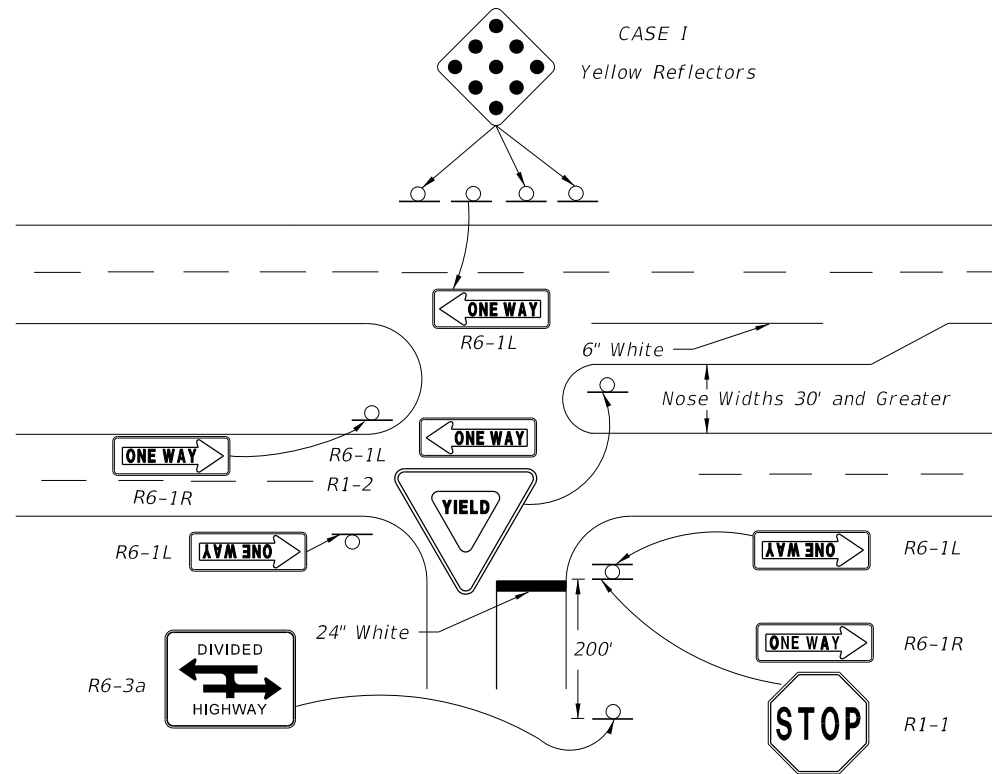
CASE II End of Road Markers shall consist of nine red reflectors mounted on a red reflective background or consist of a retroreflective panel of the same size.

NOTES:


1. This index applicable to residential and minor streets only. Major streets to be evaluated on a case by case basis.
2. "T"-intersection-Two-Way arrows and reflectors are optional. The need should be based on a review of each location.
3. For additional details on aluminum round post, sign panel material and bolts, nuts and washers see Index Nos. 11860.
4. Case I Installation - The arrow panels and object markers shall be located approximately 20', but not less than 12' from the edge of the travel lane.
5. Dead end sign shall be posted a sufficient advance distance to permit the vehicle operator to avoid the dead end by turning off, if possible, at the nearest intersecting street.
6. For pavement marking see Index No. 17346
7. No guardrail is required unless special field conditions require its use.



Object markers shall be installed on 2" Ø x 1/8" Aluminum Round Post.
 3/8" Ø Aluminum Button Head Bolt with Nut and Lockwasher or 1/2" Ø Stainless Steel Hex Head Bolt with Flat Washer under Head and Lockwasher under Nut. Post foundation shall be installed in accordance with Index No. 11860.



11/30/2015 2:19:59 PM

LAST REVISION 07/01/13	DESCRIPTION:	 FY 2016-17 DESIGN STANDARDS	TRAFFIC CONTROLS FOR STREET TERMINATIONS	INDEX NO. 17349	SHEET NO. 1 of 1
---------------------------	--------------	--	--	--------------------	---------------------