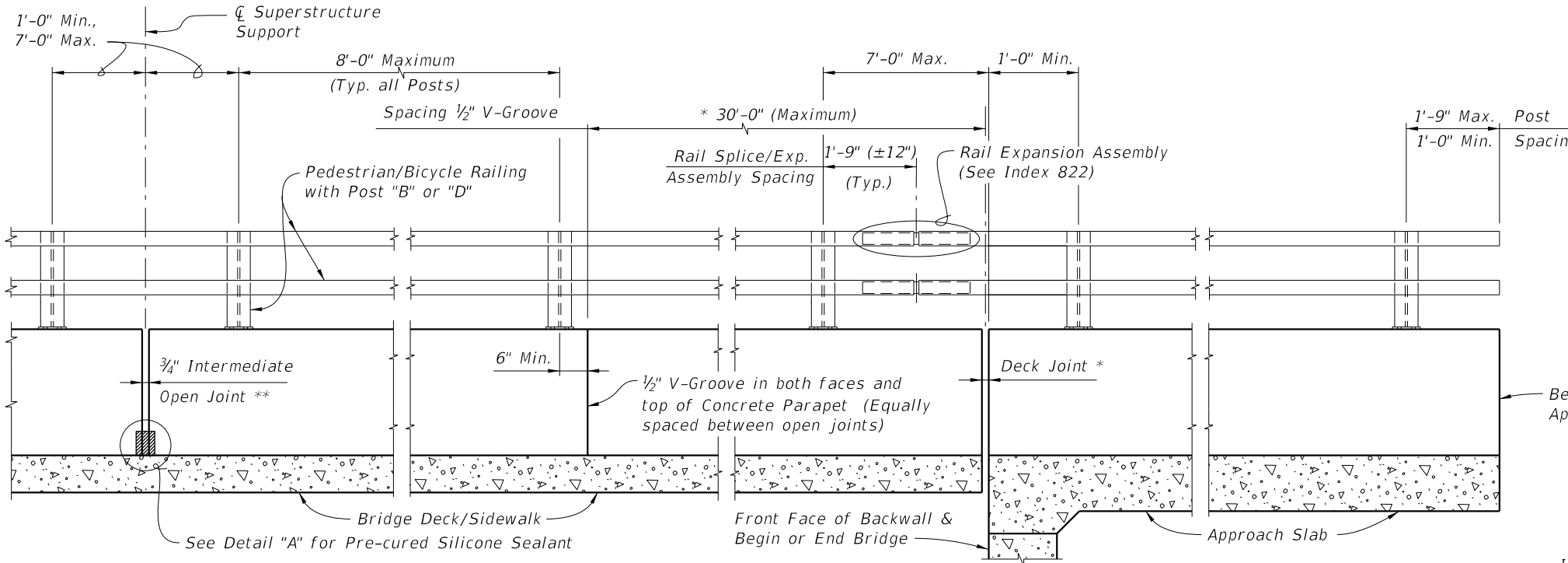
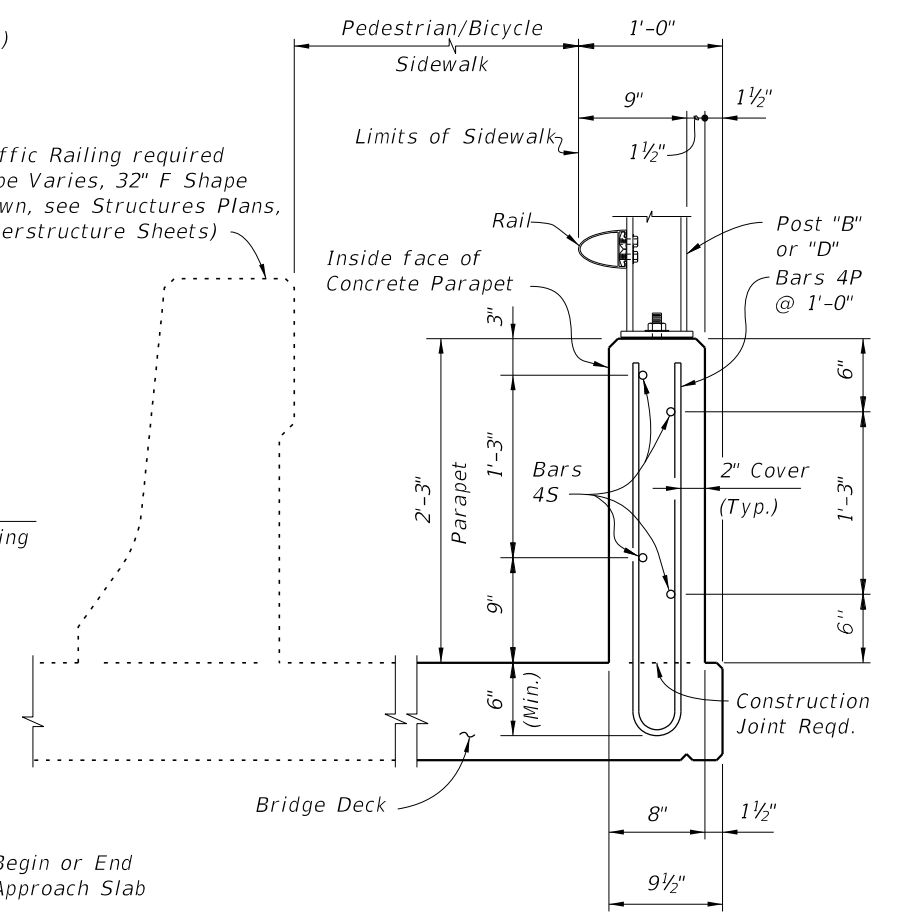


** 3/4" Intermediate Open Joints shall be provided at locations coinciding with 3/4" Joints for the Traffic Railing.



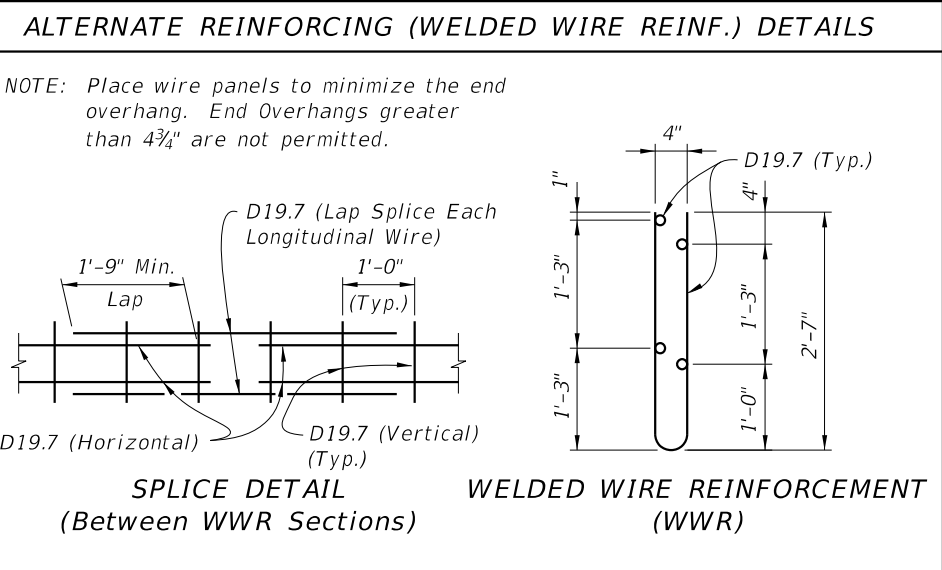
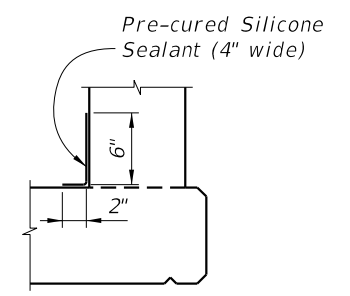
* See Structures Plans, Superstructure Sheets for actual dimensions and joint orientation. Open Parapet Joints at Deck Expansion Joint locations shall match the dimension of the Deck Joint. For treatment of Railings on skewed bridges see Index 420. Deck Joint at Begin Bridge or End Bridge shown. Deck Joint at Pier or Intermediate Bent similar.

Traffic Railing required (Type Varies, 32" F Shape shown, see Structures Plans, Superstructure Sheets)



INTERMEDIATE JOINT SEAL NOTE:

- At Intermediate Open Joints, seal the lower 6" portion of the open joint with Pre-cured Silicone Sealant in accordance with Section 932 of the Specifications.
- Apply sealant prior to any Class V finish coating and remove all curing compound and loose material from the surface prior to application of bonding agent.
- The cost of the Pre-cured Silicone Sealant shall be included in the Contract Unit Price for the Concrete Parapet.



CONVENTIONAL REINFORCING STEEL BENDING DIAGRAMS

BILL OF REINFORCING STEEL

MARK	SIZE	LENGTH
P	4	5'-5"
S	4	As Reqd.

BAR 4P **BAR 4S**

ESTIMATED CONCRETE PARAPET QUANTITIES

ITEM	UNIT	QUANTITY
Concrete	CY/LF	0.056
Reinforcing Steel	LB/FT	6.29

(The above quantities are based on a deck with a 2% cross slope)

REINFORCING STEEL NOTES:

- All bar dimensions in the bending diagrams are out to out.
- The reinforcement for the parapet on a retaining wall shall be the same as detailed above for a 8" deck.
- All reinforcing steel at the open joints shall have a 2" minimum cover.
- Bars 4S may be continuous or spliced at the construction joints. Bar splices for Bars 4S shall be a minimum of 1'-9".
- At the option of the Contractor Welded Wire Reinforcement (WWR) may be used in lieu of all Bars 4P and 4S. WWR must consist of Deformed wire meeting the requirements of Specification Section 931.

PEDESTRIAN/BICYCLE RAILING NOTES:

CONCRETE PARAPET: Concrete parapet shall be placed vertical and top surface shall be level transversely.

RAIL AND POST DETAILS: For Rail, Post, Rail Splice/Expansion Assembly fabrication and installation details see Index 822.

BRIDGE FENCING: For Bridge Fencing see Index 810, 811 or 812 in lieu of Posts and Rails on Index 822.

PAYMENT: Concrete parapet shall be paid for under the contract unit price for 27" Concrete Parapet (Pedestrian/Bicycle), LF, and Rails shall be paid for under Aluminum Bullet Railings, LF.

6/23/2015 4:42:09 PM