

ORIGINATION FORM

Proposed Revisions to a Design Standards Index
(Please provide all information – Incomplete forms will be returned)

Contact Information:

Date: January 17, 2017
Originator: **Ed Cashman**
Phone: (850) 414-4314
Email: edward.cashman@dot.state.fl.us

Design Standards:

Index Number: **17345**
Sheet Number (s): ALL SHEETS
Index Title: Interchange Markings

Summary of the changes:

ALL SHEETS: Redeveloped Index - Revised gore and edge line pavement marking widths to match with those of previous sheets. In the past, chevrons were removed from LA gores and the majority of gore lines were upsized from 8" to 12".



Commentary / Background:

Other Affected Offices / Documents: (Provide name of responsible personnel)

- | Yes | No | |
|--------------------------|-------------------------------------|-----------------------------|
| <input type="checkbox"/> | <input checked="" type="checkbox"/> | Other Design Standards – |
| <input type="checkbox"/> | <input checked="" type="checkbox"/> | Plans Preparation Manual – |
| <input type="checkbox"/> | <input checked="" type="checkbox"/> | Basis of Estimates Manual – |
| <input type="checkbox"/> | <input checked="" type="checkbox"/> | Standard Specifications – |
| <input type="checkbox"/> | <input checked="" type="checkbox"/> | Approved Product List – |
| <input type="checkbox"/> | <input checked="" type="checkbox"/> | Construction – |
| <input type="checkbox"/> | <input checked="" type="checkbox"/> | Maintenance – |

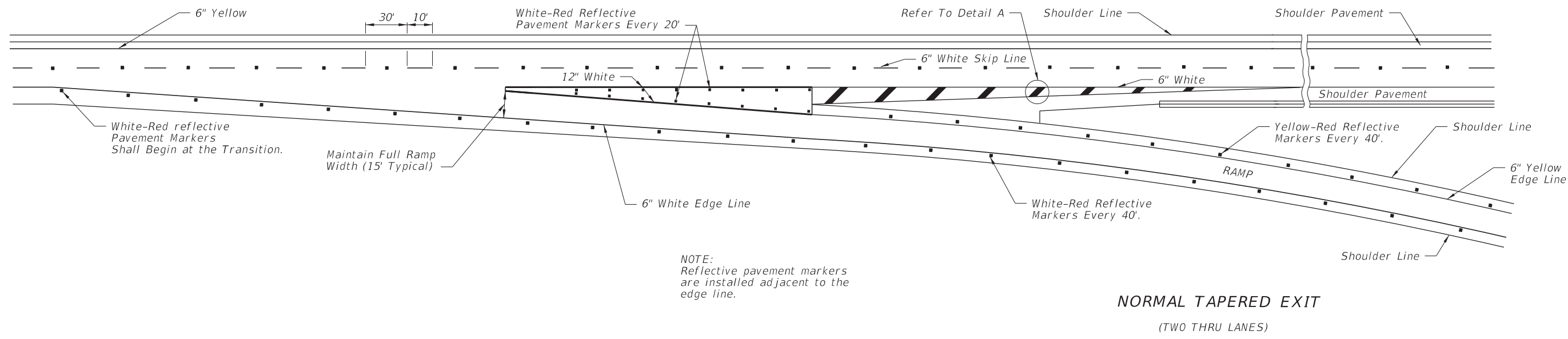
Origination Package Includes: (Email or hand deliver package to Derwood Sheppard)

- | Yes | N/A | |
|-------------------------------------|-------------------------------------|-------------------------|
| <input checked="" type="checkbox"/> | <input type="checkbox"/> | Redline Mark-ups |
| <input type="checkbox"/> | <input checked="" type="checkbox"/> | Proposed IDS |
| <input type="checkbox"/> | <input checked="" type="checkbox"/> | Revised IDS |
| <input type="checkbox"/> | <input checked="" type="checkbox"/> | Other Support Documents |

Implementation:

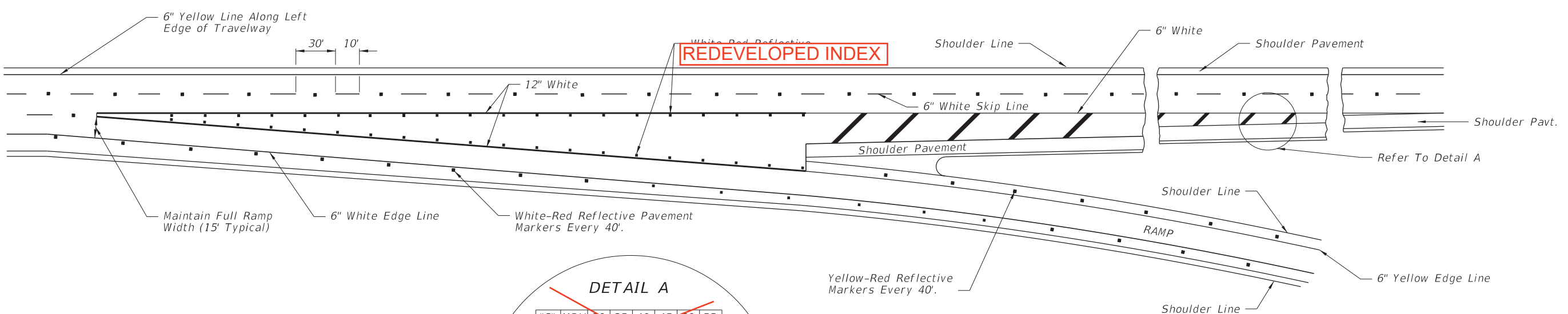
- Design Bulletin (DSR) DCE Memo Program Mgmt. Bulletin Design Standards e-Booklet (Next Release)

Contact the Roadway Design Office for assistance in completing this form



NOTE:
Reflective pavement markers
are installed adjacent to the
edge line.

NORMAL TAPERED EXIT
(TWO THRU LANES)



NORMAL TAPERED EXIT ONLY
(TWO THRU LANES - THREE APPROACH LANES)

DETAIL A

"S" MPH	30	35	40	45	50	55
"X" Ft.	20	20	40	40	60	60

Passenger Car, Daytime, Posted Speeds
or 85th Percentile (Use Higher Value)

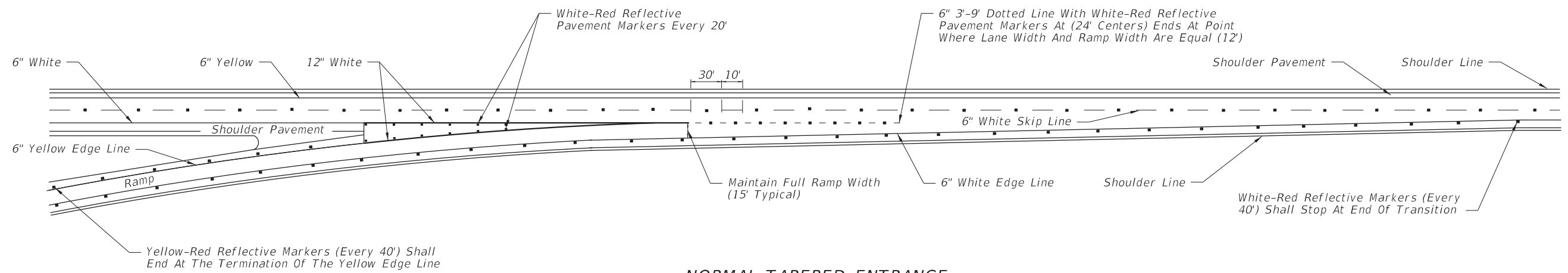
6" White
18" White
45°
Edge Of Pavt.

ADDED NOTES

All Sheets:
1 thru 7 of 7

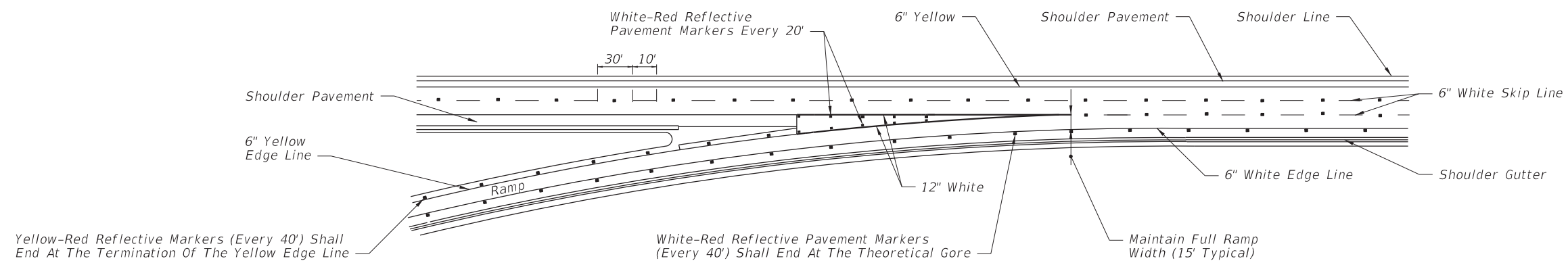
All Sheets:
711-003

10/14/2016 8:25:01 AM



NORMAL TAPERED ENTRANCE

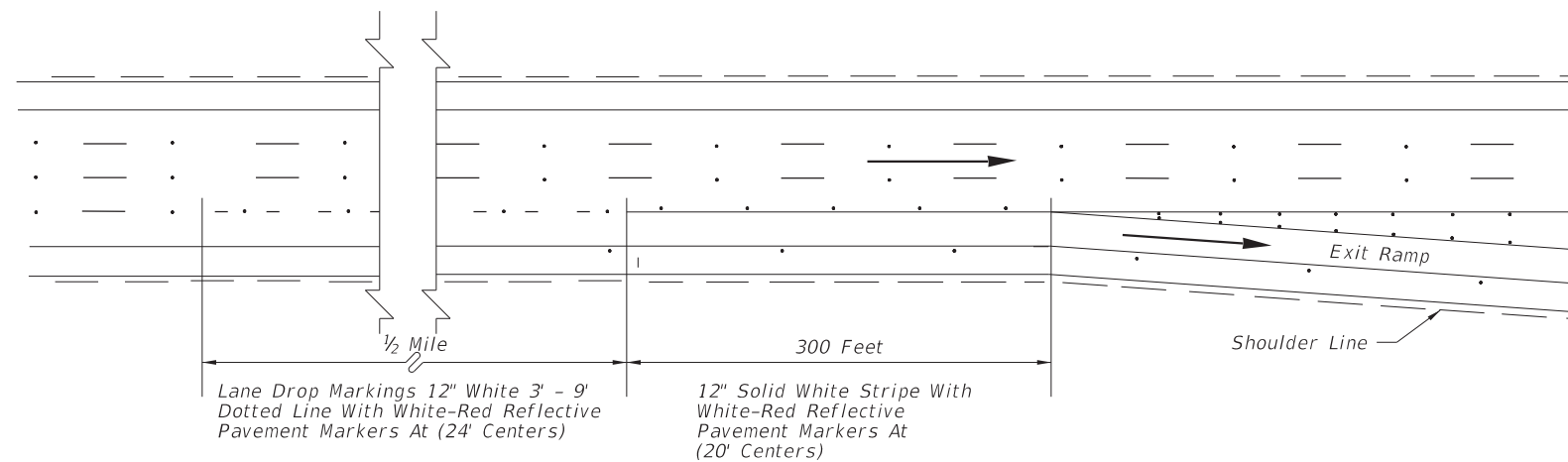
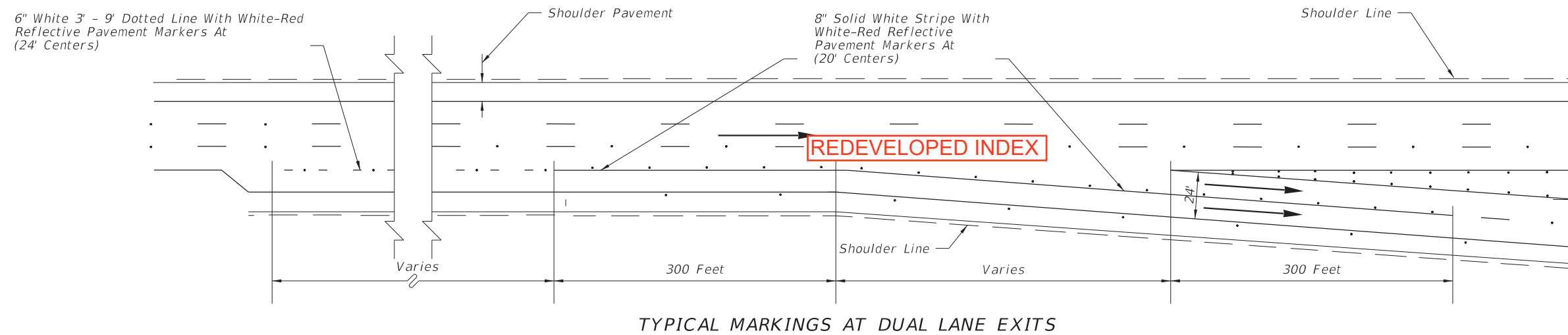
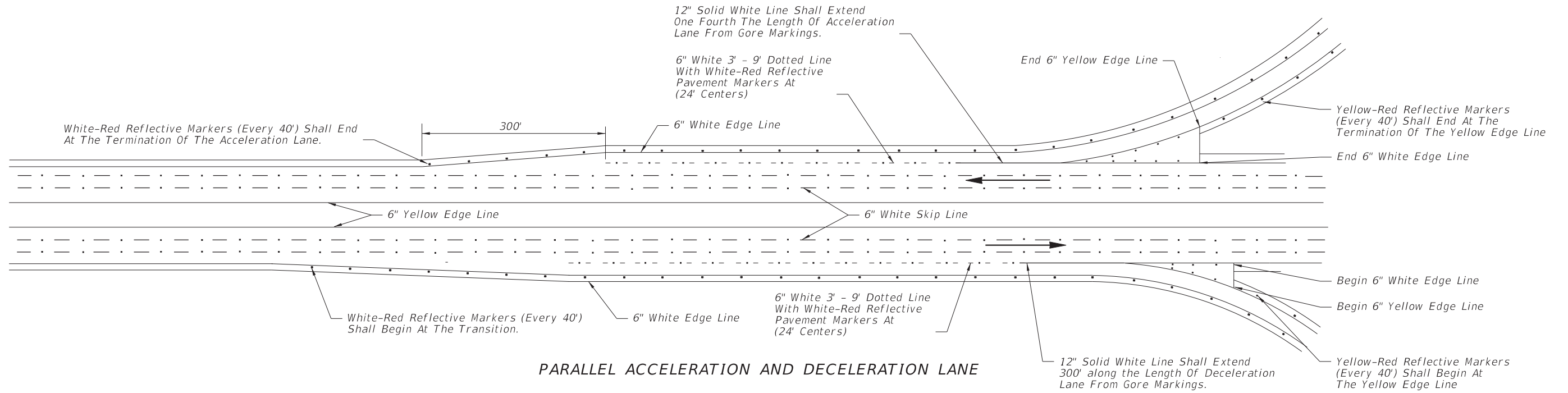
REDEVELOPED INDEX



NORMAL TAPERED ENTRANCE WITH ADDED LANE

10/14/2016 8:25:04 AM

LAST REVISION 07/01/14	REVISION	DESCRIPTION:	 FY 2017-18 DESIGN STANDARDS	INTERCHANGE MARKINGS	INDEX NO. 17345	SHEET NO. 2 of 4
----------------------------------	----------	--------------	--	-----------------------------	---------------------------	----------------------------



→ Note: Arrows indicate direction of travel and are not shown for pavement marking.

10/14/2016 8:25:07 AM

LAST REVISION	DESCRIPTION:
07/01/15	

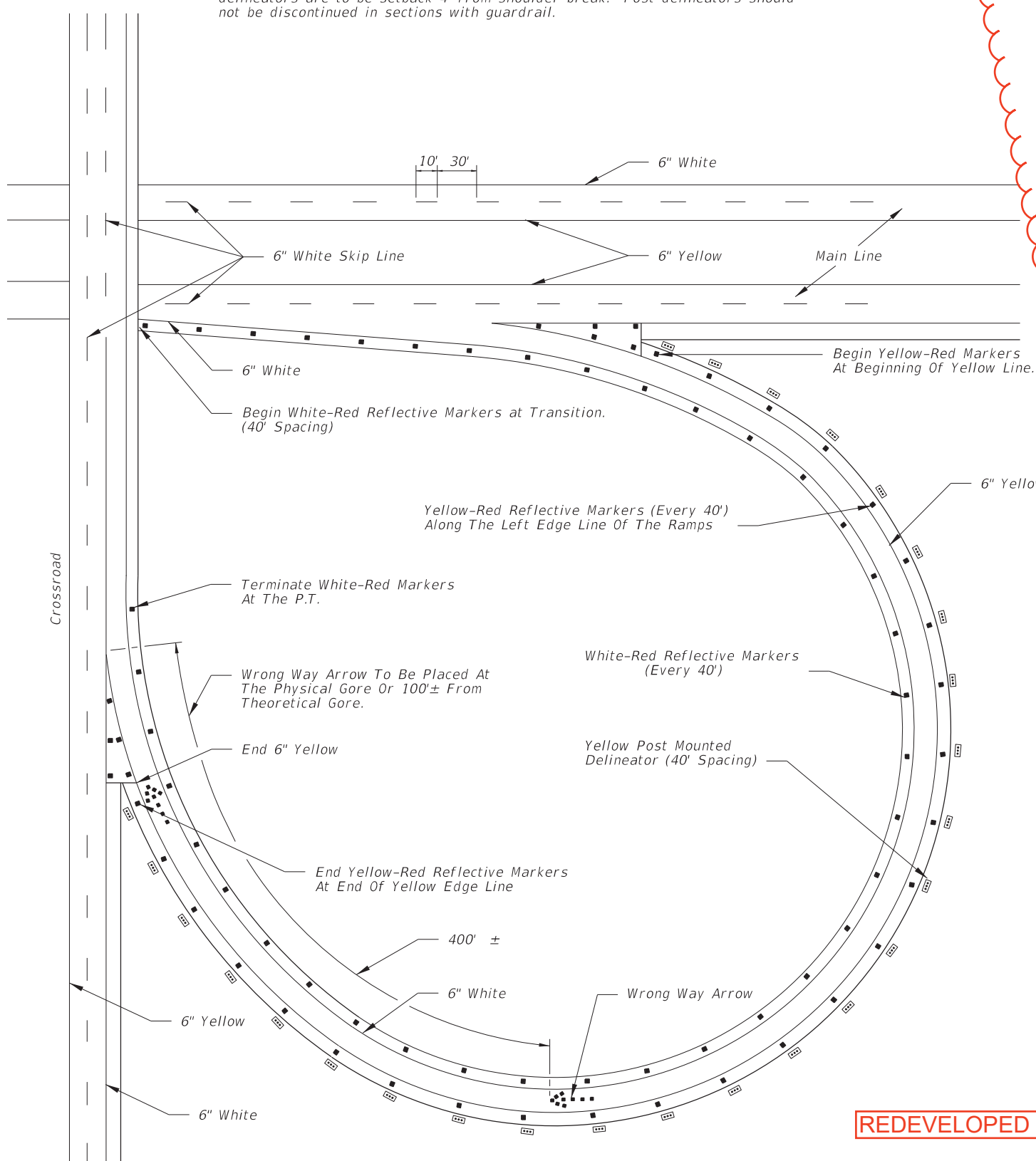
FDOT FY 2017-18 DESIGN STANDARDS

INTERCHANGE MARKINGS

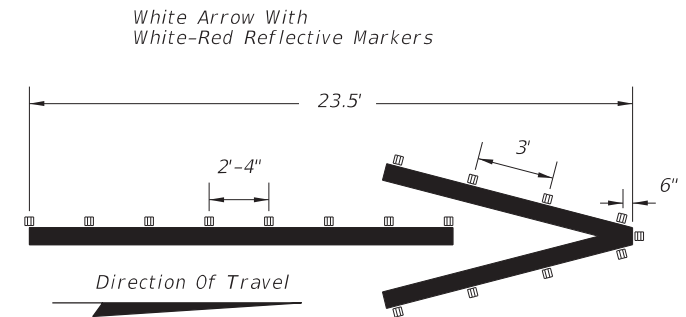
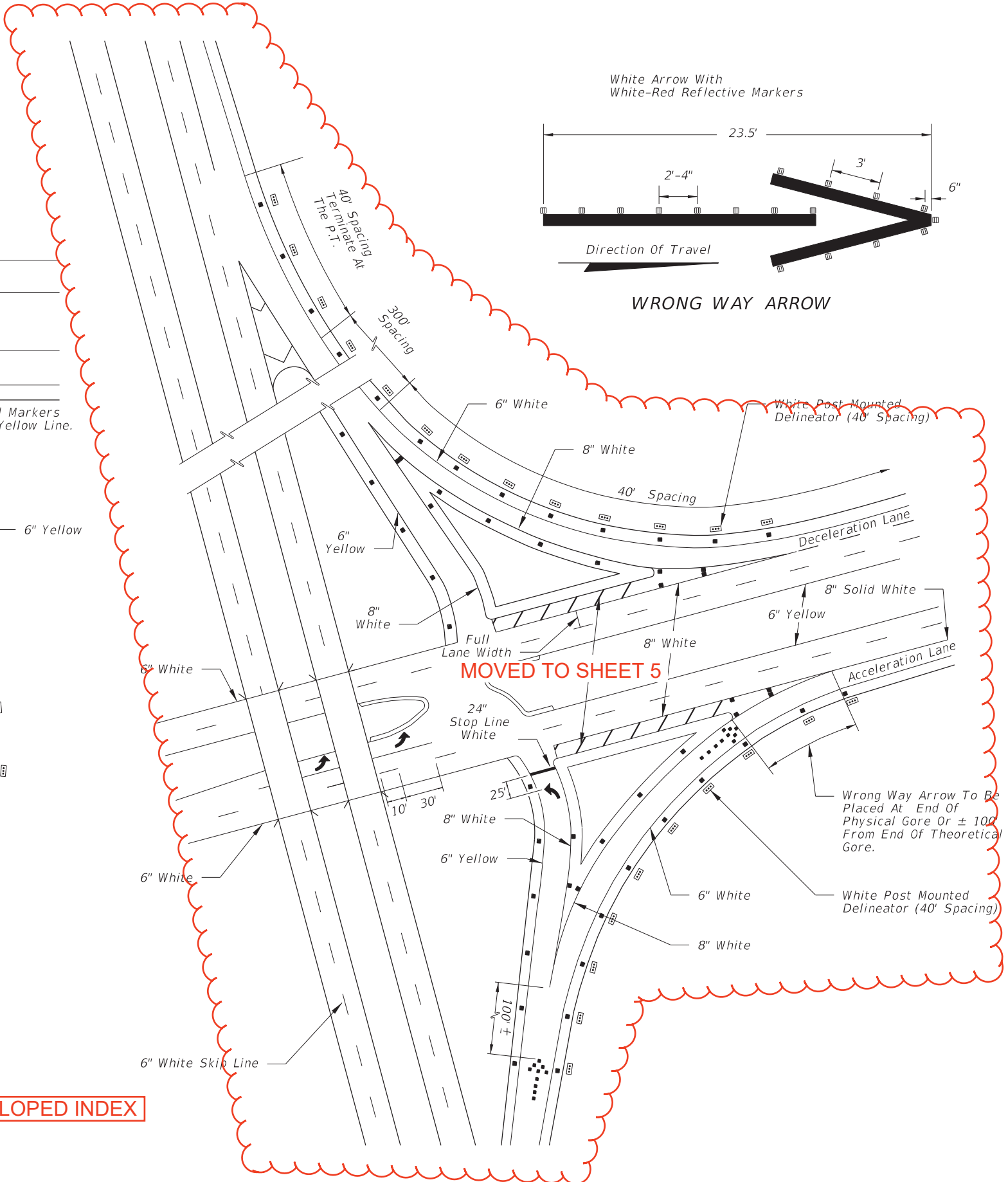
INDEX NO.	SHEET NO.
17345	3 of 4

Notes:

1. Post delineators spaced at 40' on curves of the entrance and exit of ramps. The spacing on the tangent portion of the ramp section shall be 300'. All delineators are to be setback 4' from shoulder break. Post delineators should not be discontinued in sections with guardrail.



REDEVELOPED INDEX



WRONG WAY ARROW

MOVED TO SHEET 5

10/14/2016 8:25:09 AM

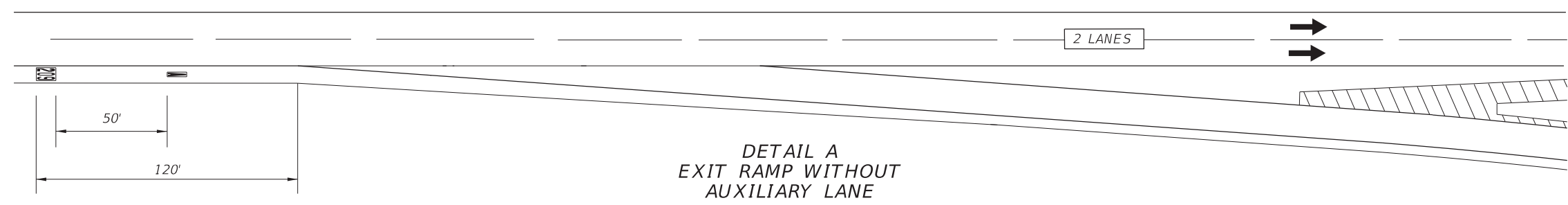
LAST REVISION 07/01/15	DESCRIPTION:		FY 2017-18 DESIGN STANDARDS	INTERCHANGE MARKINGS		INDEX NO. 17345	SHEET NO. 4 of 4

NEW SHEET

TYPICAL INTERSECTION

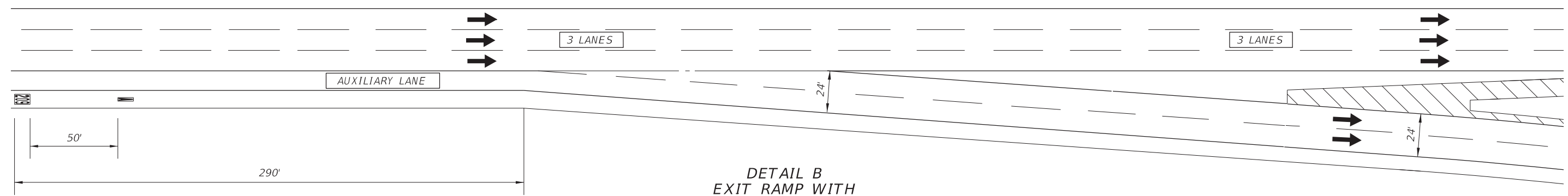
NEW SHEET

TYPICAL PARTIAL CLOVERLEAF/TRUMPET EXIT RAMP




DETAIL A
EXIT RAMP WITHOUT
AUXILIARY LANE

LAYOUT FOR 1, 2 AND 3 DIGIT NUMBERS AND LETTERS



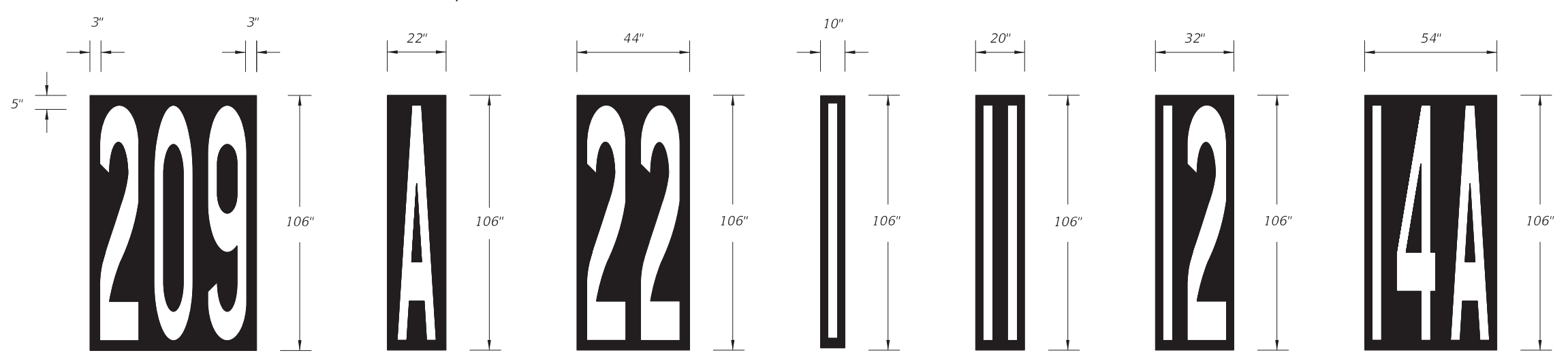
DETAIL B
EXIT RAMP WITH
AUXILIARY LANE



MESSAGE SIZE AND SPACING
4" X 4" squares

MOVED
SHEET FROM INDEX 17346

- NOTES:
1. Messages shall meet requirements of Specification Section 971-6 and Section 711.
 2. The thickness of the preformed message shall be 125 mils.
 3. The message shall consist of white letters and numbers with black contrasting material. The black material shall meet the mat dimensions shown and have a minimum skid resistance value of 55 BPN.
 4. The "EXIT NUMBER" position remains the same distance from the beginning of taper regardless of the number of lines of information.



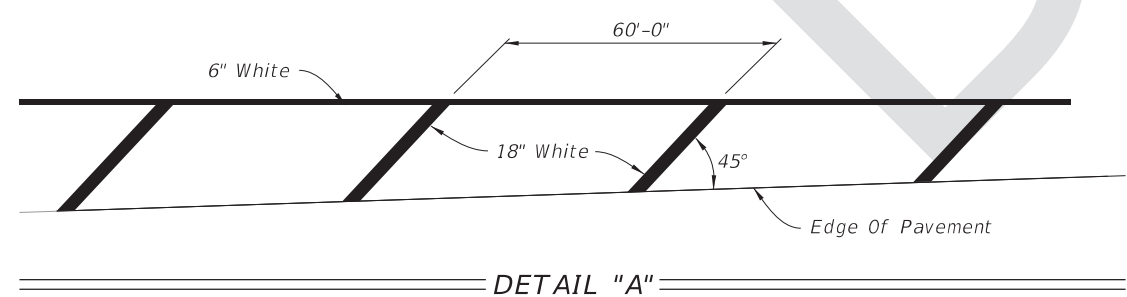
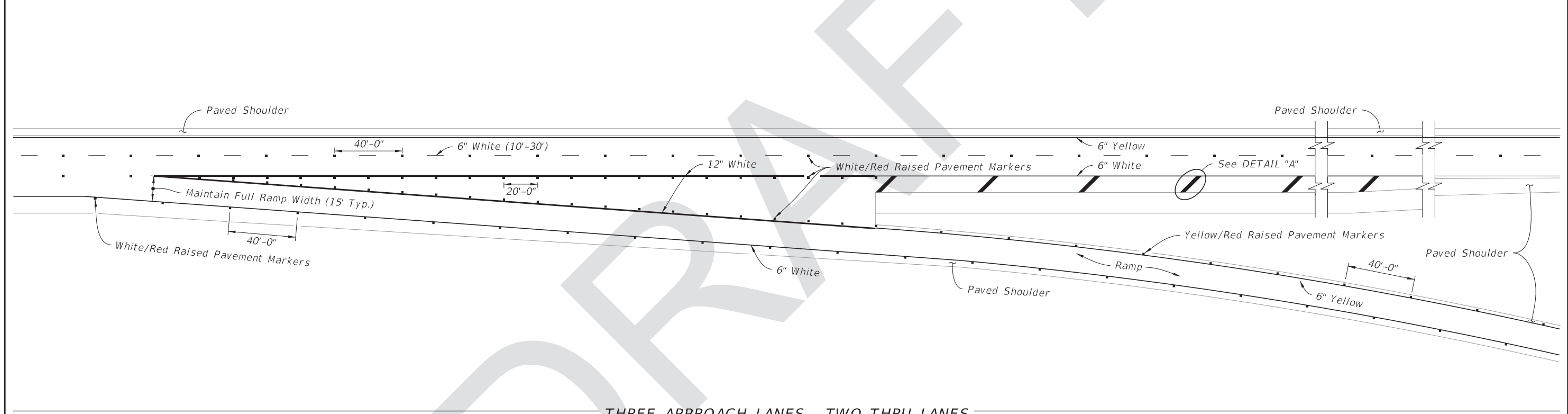
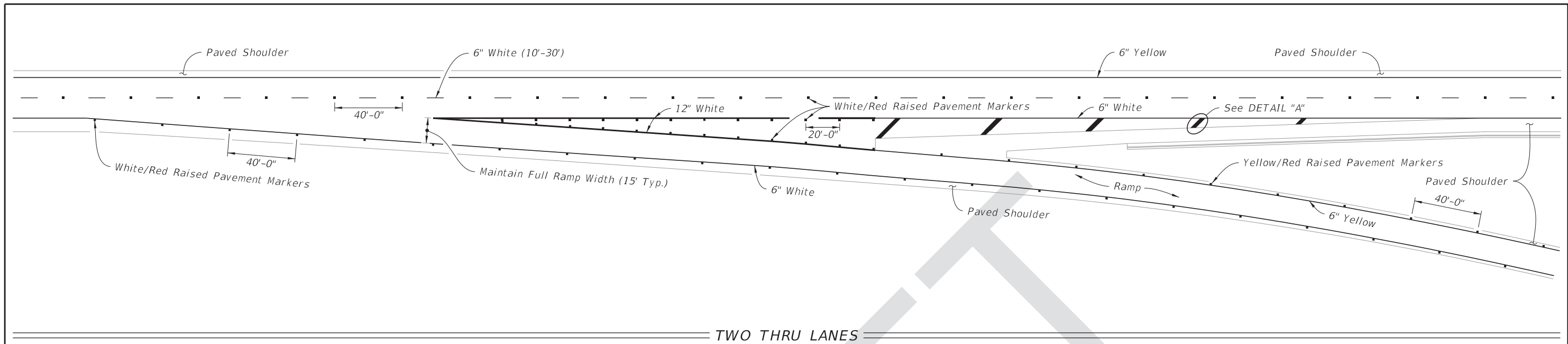
MAT DIMENSIONS

7 OF 7

711-003

10/14/2016 8:36:13 AM

LAST REVISION 11/01/16	DESCRIPTION:	FDOT FY 2017-18 DESIGN STANDARDS	PAVEMENT MARKINGS	INDEX NO. 17346	SHEET NO. 10 of 17
---------------------------	--------------	--	-------------------	--------------------	-----------------------



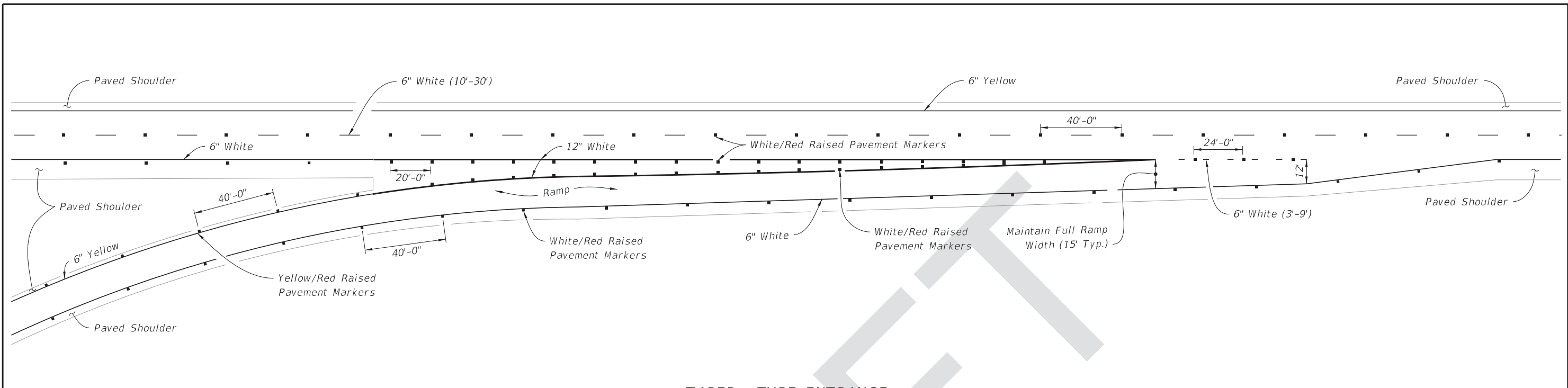
GENERAL NOTES:

1. Make the traffic face of the raised pavement marker (RPM) the same color as the pavement marking that it is supplementing.
2. See Index 706-001 for additional information on RPMs.

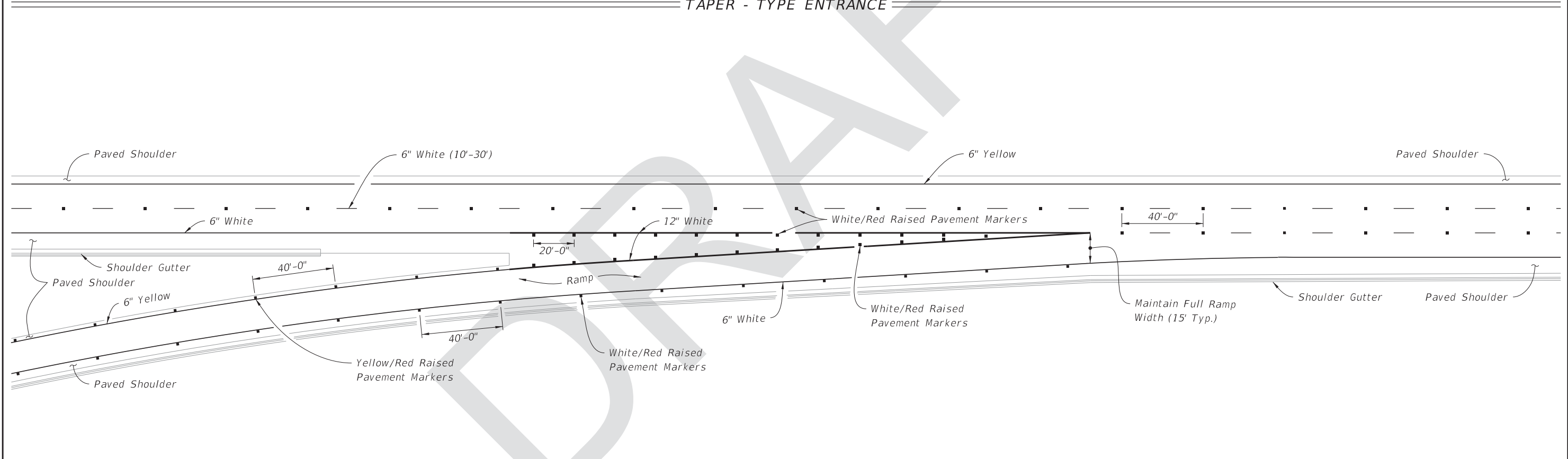
SINGLE LANE RAMPS - EXIT TERMINALS

LAST REVISION 11/01/17	REVISION	DESCRIPTION:	 FY 2018-19 STANDARD PLANS	INTERCHANGE MARKINGS	INDEX 711-003	SHEET 1 of 7
---------------------------	----------	--------------	---	----------------------	------------------	-----------------

8/18/2017 10:27:19 AM




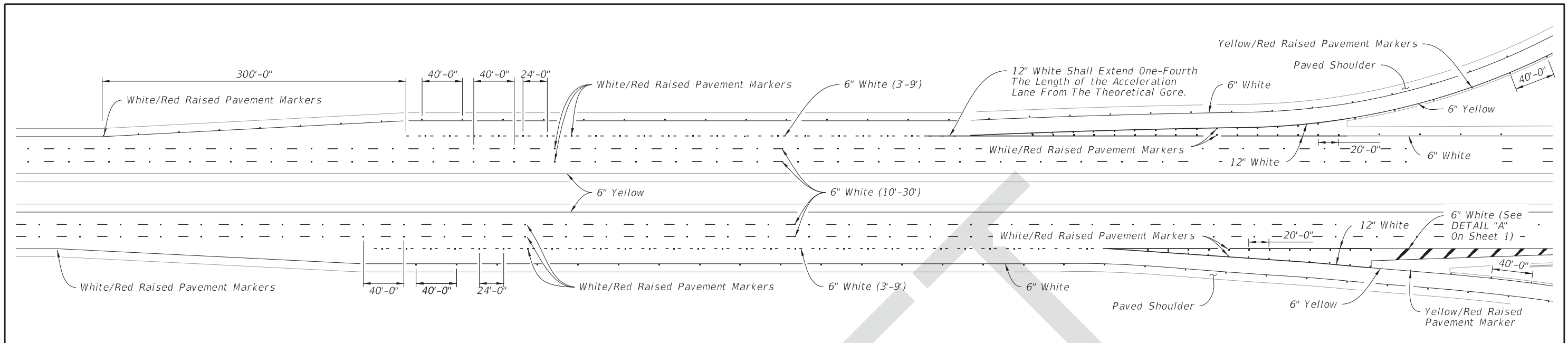
TAPER - TYPE ENTRANCE



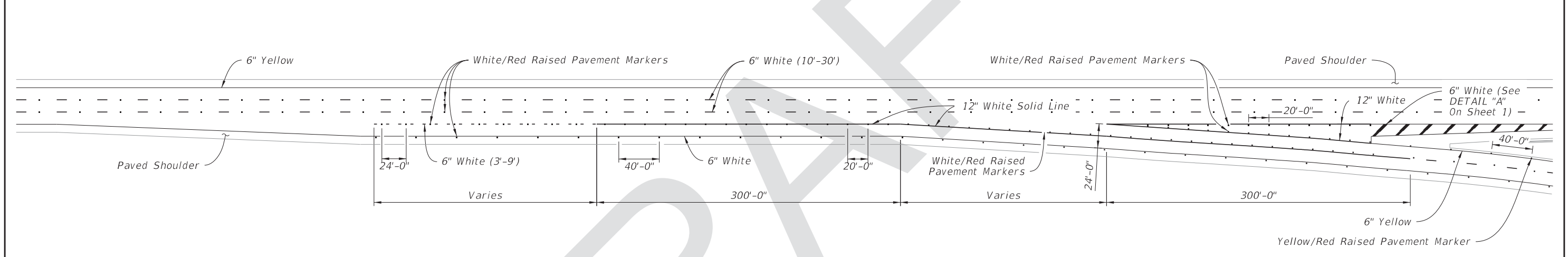
PARALLEL - TYPE ENTRANCE

8/18/2017 10:27:19 AM

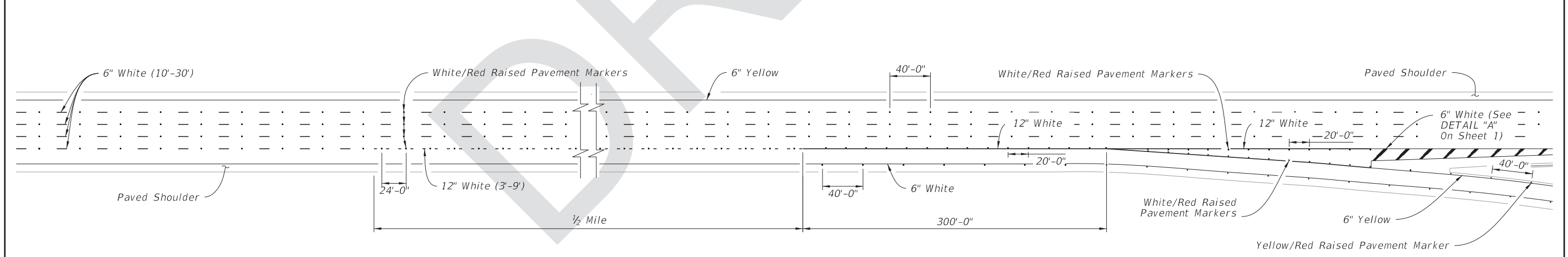
LAST REVISION 11/01/17	REVISION	DESCRIPTION:	 FY 2018-19 STANDARD PLANS	INTERCHANGE MARKINGS	INDEX 711-003	SHEET 2 of 7
---------------------------	----------	--------------	---	----------------------	------------------	-----------------



PARALLEL ACCELERATION AND DECELERATION LANE




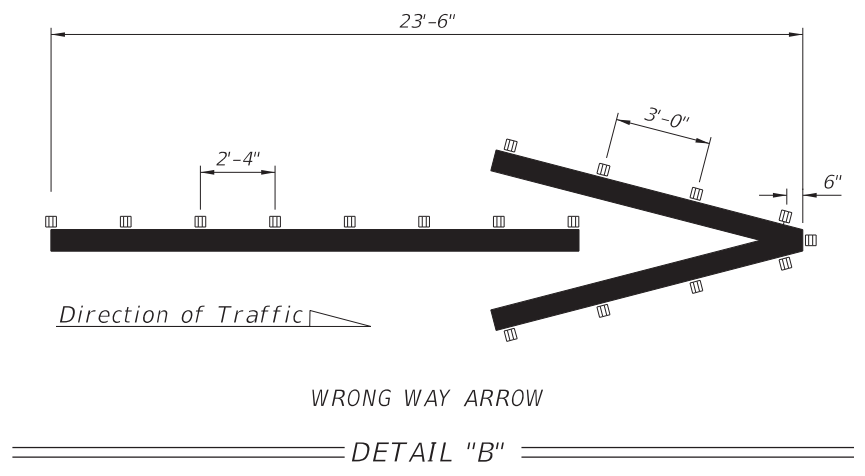
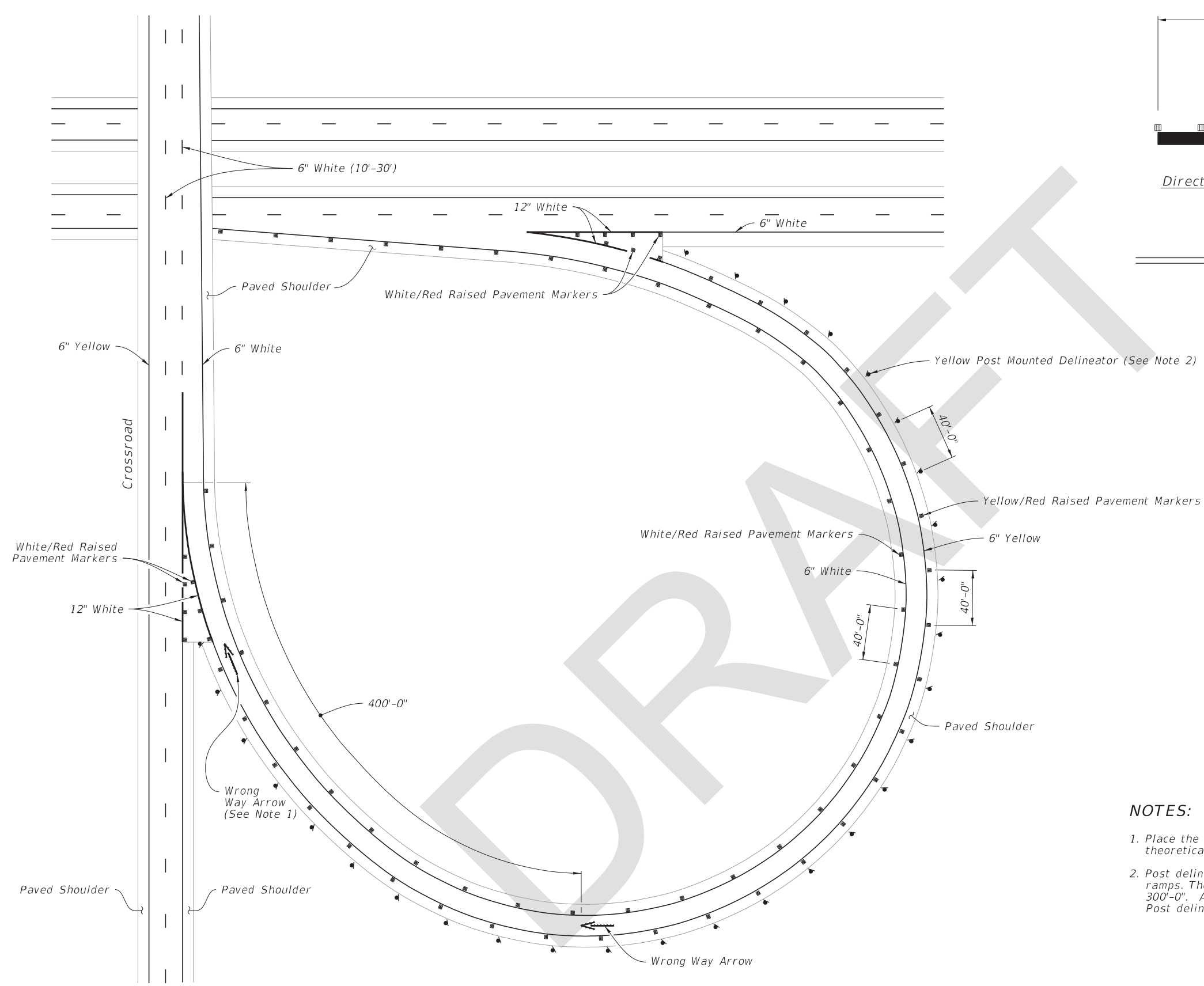
TYPICAL MARKINGS AT DUAL LANE EXITS



TYPICAL LANE DROP MARKINGS AT EXIT RAMP

8/18/2017 10:27:19 AM

LAST REVISION 11/01/17	REVISION	DESCRIPTION:	 FY 2018-19 STANDARD PLANS	INTERCHANGE MARKINGS	INDEX 711-003	SHEET 3 of 7
---------------------------	----------	--------------	---	----------------------	------------------	-----------------




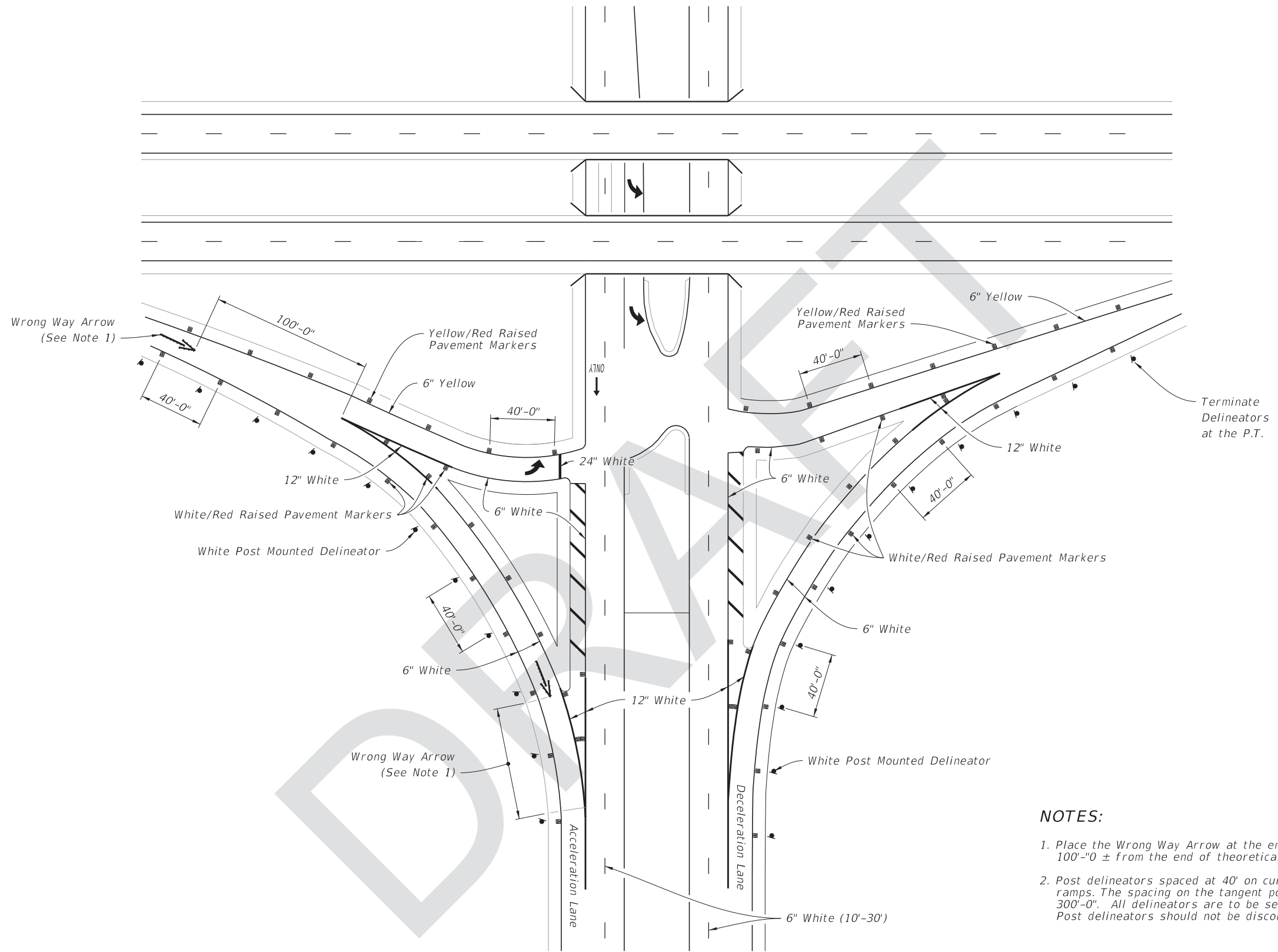
TYPICAL CURVED EXIT RAMP

NOTES:

1. Place the Wrong Way Arrow at the physical gore or 100'-0" from the theoretical gore.
2. Post delineators spaced at 40' on curves of the entrance and exit of ramps. The spacing on the tangent portion of the ramp section is 300'-0". All delineators are to be setback 4' from shoulder break. Post delineators should not be discontinued in sections with guardrail.

8/18/2017 10:27:21 AM


LAST REVISION 11/01/17	REVISION	DESCRIPTION:	 FY 2018-19 STANDARD PLANS	INTERCHANGE MARKINGS	INDEX 711-003	SHEET 4 of 7
---------------------------	----------	--------------	---	----------------------	------------------	-----------------



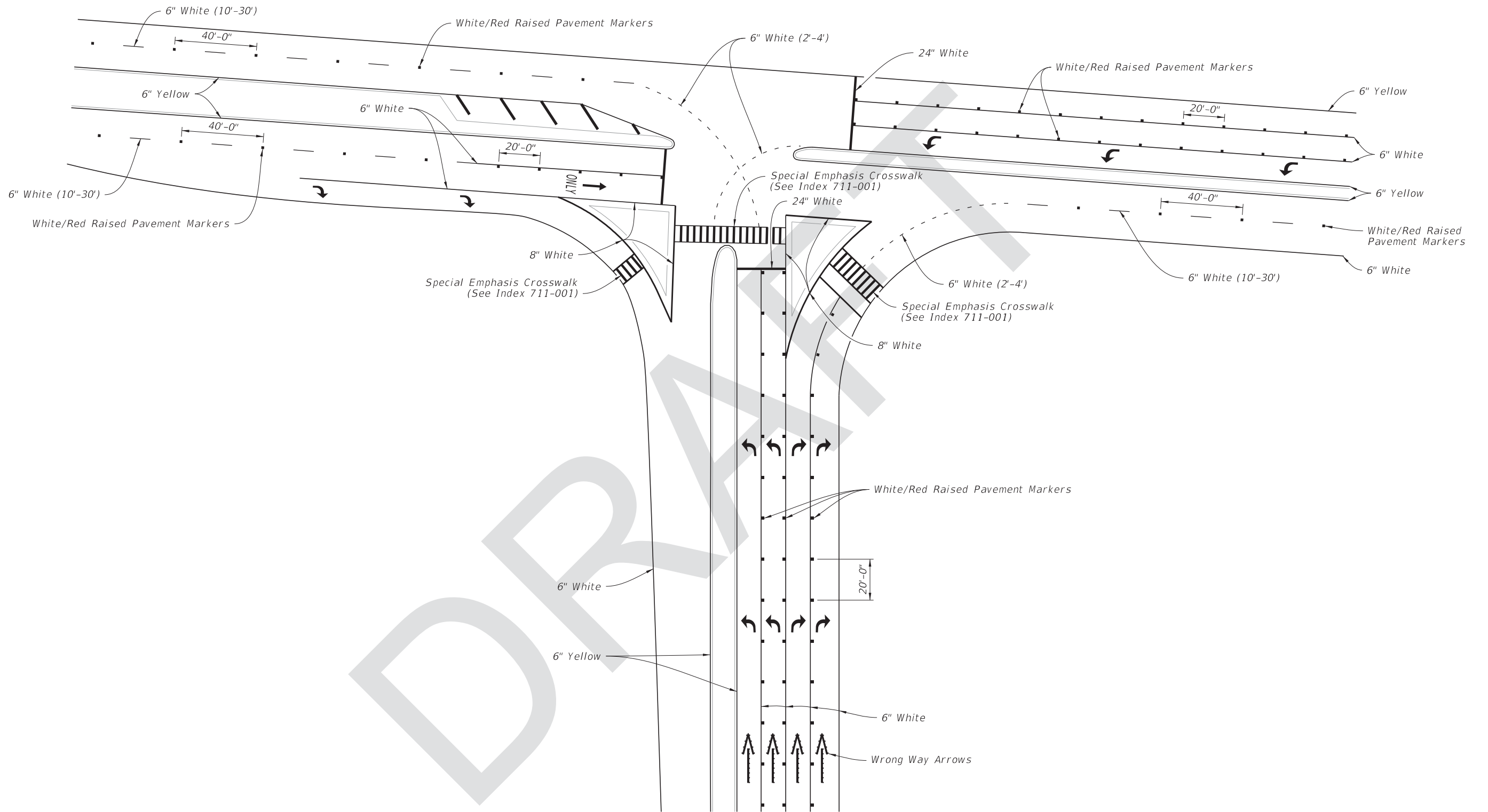
- NOTES:**
1. Place the Wrong Way Arrow at the end of the physical gore or 100'-0" ± from the end of theoretical gore.
 2. Post delineators spaced at 40' on curves of the entrance and exit of ramps. The spacing on the tangent portion of the ramp section is 300'-0". All delineators are to be setback 4' from shoulder break. Post delineators should not be discontinued in sections with guardrail.

TYPICAL INTERSECTION

8/18/2017 10:27:22 AM

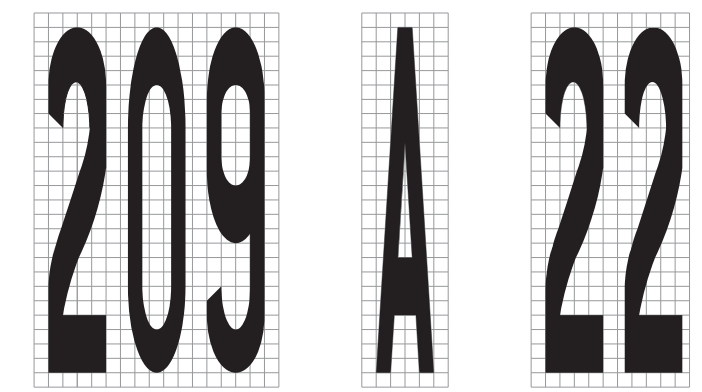
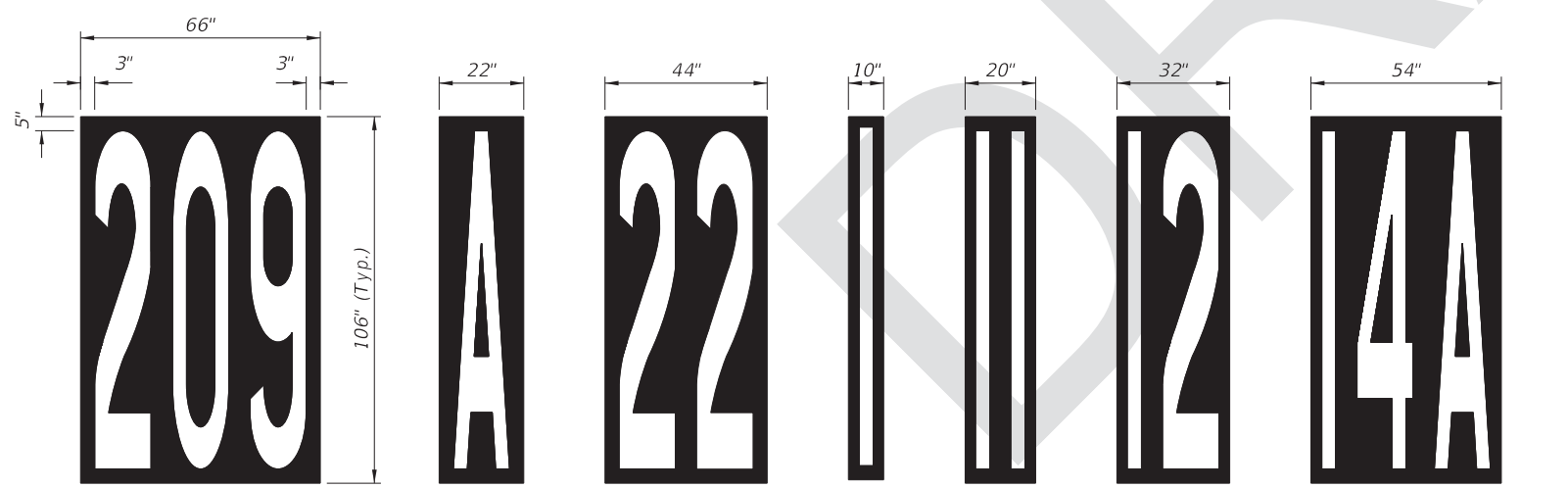
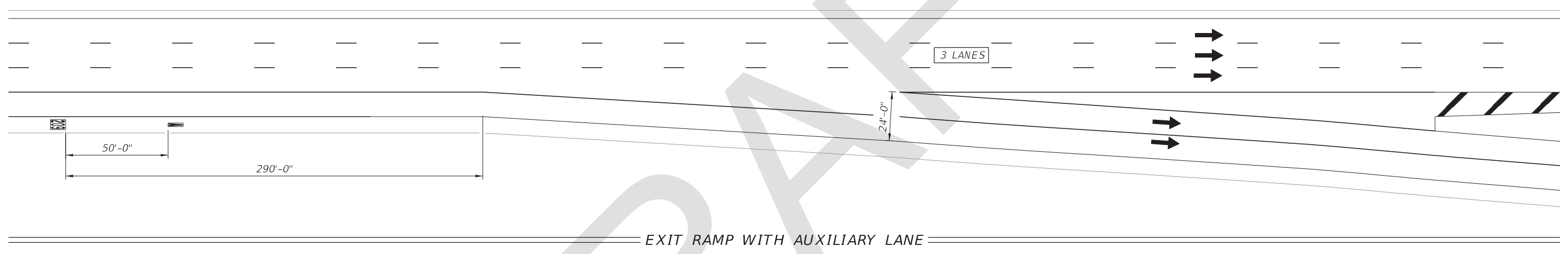
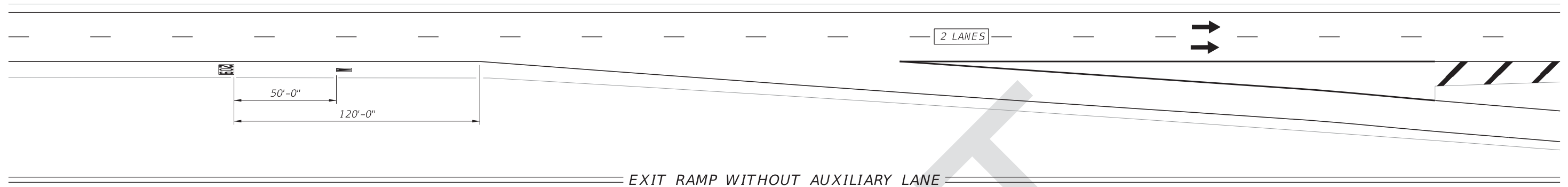
LAST REVISION 11/01/17	REVISION	DESCRIPTION:	 FY 2018-19 STANDARD PLANS	INTERCHANGE MARKINGS	INDEX 711-003	SHEET 5 of 7
---------------------------	----------	--------------	---	----------------------	------------------	-----------------

8/18/2017 10:27:22 AM




TYPICAL PARTIAL CLOVERLEAF/TRUMPET EXIT RAMP

LAST REVISION 11/01/17	REVISION DESCRIPTION:	 FY 2018-19 STANDARD PLANS	INTERCHANGE MARKINGS	INDEX 711-003	SHEET 6 of 7
---------------------------	-----------------------	--	----------------------	------------------	-----------------



- NOTES:**
1. This Index shows layouts for 1, 2, and 3 digit numbers and letters.
 2. The message consist of white letters and numbers with black contrasting material.
 3. The "EXIT NUMBER" position remains the same distance from the beginning of taper regardless of the number of lines of information.
 4. All Grids are 4" x4".

8/18/2017 10:27:22 AM

LAST REVISION 11/01/17	REVISION	DESCRIPTION:	 FY 2018-19 STANDARD PLANS	INTERCHANGE MARKINGS	INDEX 711-003	SHEET 7 of 7
---------------------------	----------	--------------	---	----------------------	------------------	-----------------