



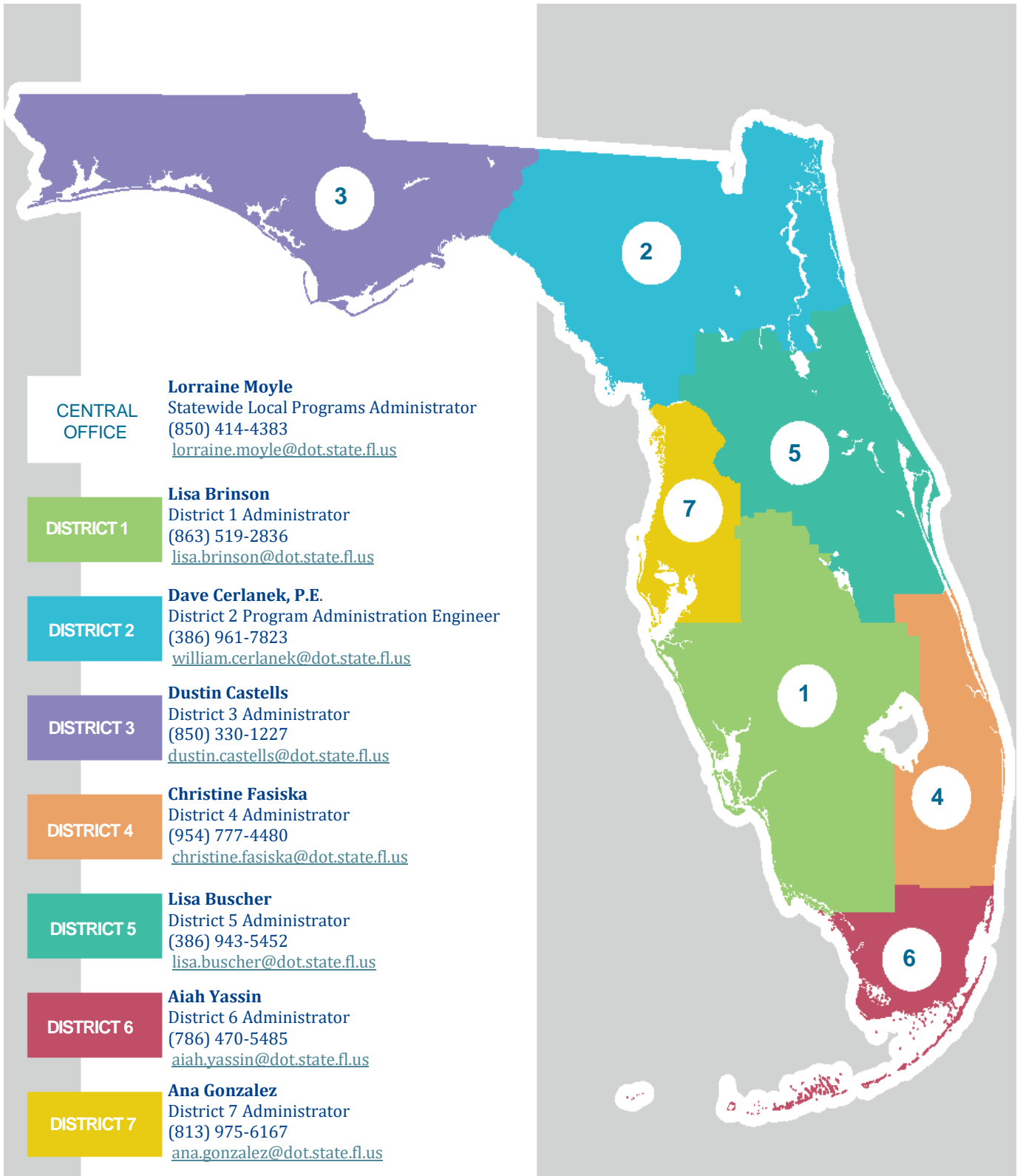
Fiscal Year  
2016-2017

# Local Programs Annual Report



**Capital Cascades Pedestrian Bridge**  
Blueprint 2000 Intergovernmental Agency  
LAP Project, Tallahassee, FL

State Local Programs Office  
Florida Department of Transportation  
605 Suwanee Street  
Tallahassee, Florida 32399-0450  
Publication Date:



**CENTRAL OFFICE**  
**Lorraine Moyle**  
 Statewide Local Programs Administrator  
 (850) 414-4383  
[lorraine.moyle@dot.state.fl.us](mailto:lorraine.moyle@dot.state.fl.us)

**DISTRICT 1**  
**Lisa Brinson**  
 District 1 Administrator  
 (863) 519-2836  
[lisa.brinson@dot.state.fl.us](mailto:lisa.brinson@dot.state.fl.us)

**DISTRICT 2**  
**Dave Cerlanek, P.E.**  
 District 2 Program Administration Engineer  
 (386) 961-7823  
[william.cerlanek@dot.state.fl.us](mailto:william.cerlanek@dot.state.fl.us)

**DISTRICT 3**  
**Dustin Castells**  
 District 3 Administrator  
 (850) 330-1227  
[dustin.castells@dot.state.fl.us](mailto:dustin.castells@dot.state.fl.us)

**DISTRICT 4**  
**Christine Fasiska**  
 District 4 Administrator  
 (954) 777-4480  
[christine.fasiska@dot.state.fl.us](mailto:christine.fasiska@dot.state.fl.us)

**DISTRICT 5**  
**Lisa Buscher**  
 District 5 Administrator  
 (386) 943-5452  
[lisa.buscher@dot.state.fl.us](mailto:lisa.buscher@dot.state.fl.us)

**DISTRICT 6**  
**Aiah Yassin**  
 District 6 Administrator  
 (786) 470-5485  
[aiah.yassin@dot.state.fl.us](mailto:aiah.yassin@dot.state.fl.us)

**DISTRICT 7**  
**Ana Gonzalez**  
 District 7 Administrator  
 (813) 975-6167  
[ana.gonzalez@dot.state.fl.us](mailto:ana.gonzalez@dot.state.fl.us)

## Meet the Local Programs Administrators

Each District employs a Local Programs Administrator or Engineer to manage the District programs' oversight and act as a liaison to our local partners in all aspects of the project planning and delivery process. The Department assigned the responsibility of statewide administration and program oversight to the State Local Program Administrator in the Central Office.

## Florida Department of Transportation Mission Statement

*The Department will provide a safe transportation system that ensures the mobility of goods, enhances economic prosperity and preserves the quality of our environment and communities*

### Local Programs Overview

Local Programs projects serve and strengthen the Department's mission through the delivery of transportation improvements in partnerships with local public agencies across the state. Our projects represent a vast array of transportation modes and innovation in design and delivery. We build wildlife crossings; bridges over our Florida waterways; ferry docks; trail connections through parks, downtowns, and across regions; bike lanes; wayfinding for all modes of travel; and even the simplest of improvements such as paved shoulders and guardrail to keep travelers in our local communities safe.

The **Local Programs Annual Report** for **State Fiscal Year 2016-2017** (July 1, 2016 through June 30, 2017) includes information on each program administered by the statewide Local Programs Team!

### Federally Funded Grant Program

Local Agency Program, (LAP)

*Funded with a variety of Federal Highway Administration (FHWA) Federal-Aid Highway Program fund sources.*

### State Funded Grant Programs

County Incentive Outreach Program (CIGP)

Small County Outreach Program (SCOP)

Small County Outreach Program for Rural Areas of Opportunity Municipalities & Communities (SCOP-M)

Small County Resurfacing Program (SCRAP)

Transportation Regional Incentive Program (TRIP)

**In FY 2017, across the six programs the department executed 280 grant agreements. Representing commitments totaling \$288, 047,963**

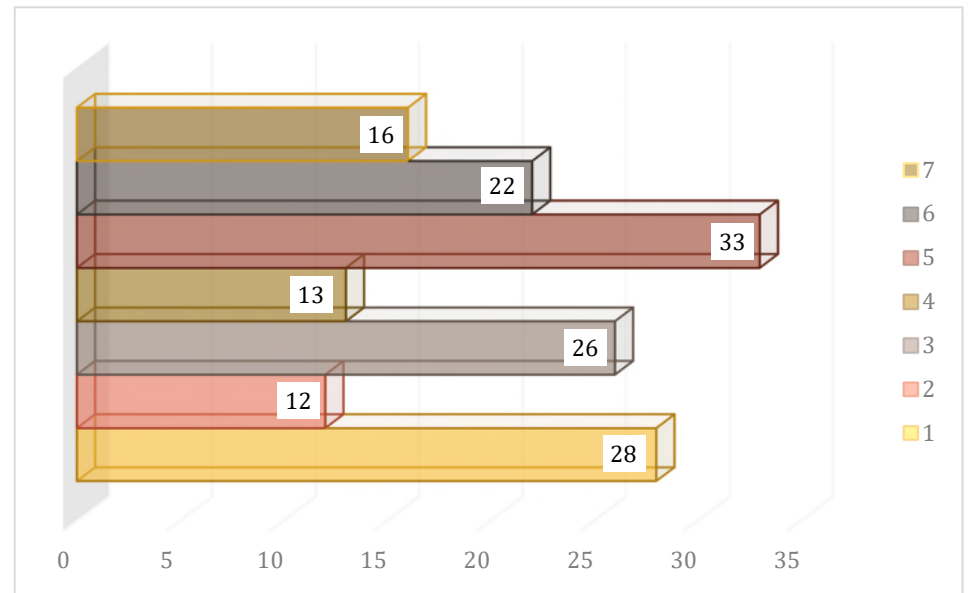


# Local Agency Program Overview

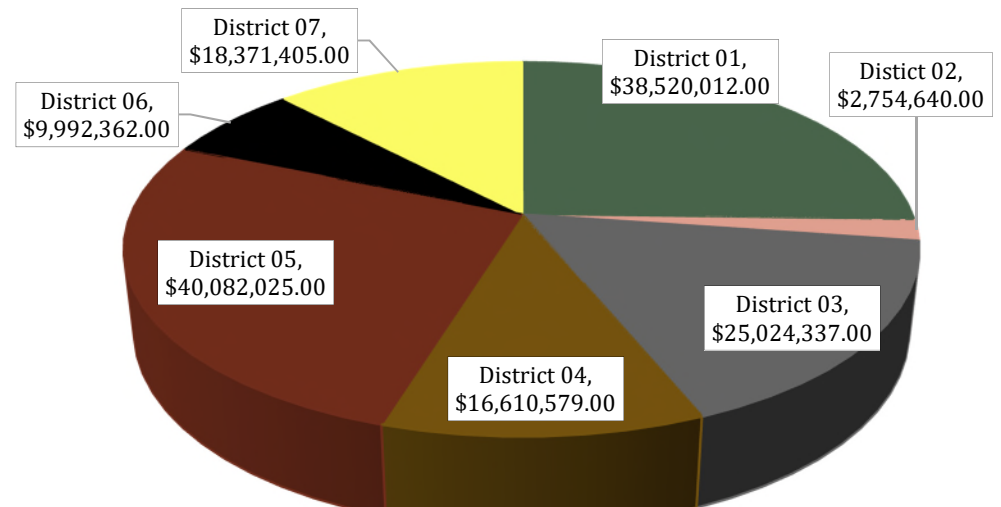
The Local Agency Program or "LAP" reimburses local agencies for the planning, design, and construction of transportation facilities with Federal-Aid Highway Program Funds (FAHP).

This section of the Annual Report highlights the efforts undertaken in LAP, documents program performance targets and accomplishments, and presents the initiatives employed to improve customer service and program efficiency statewide throughout the year.

### Executed LAP Agreements FY 2017



### LAP Project Commitments FY 2017



Total Dollar Value Across the Seven Districts: **\$151,355,360.00**

#### Did You Know:

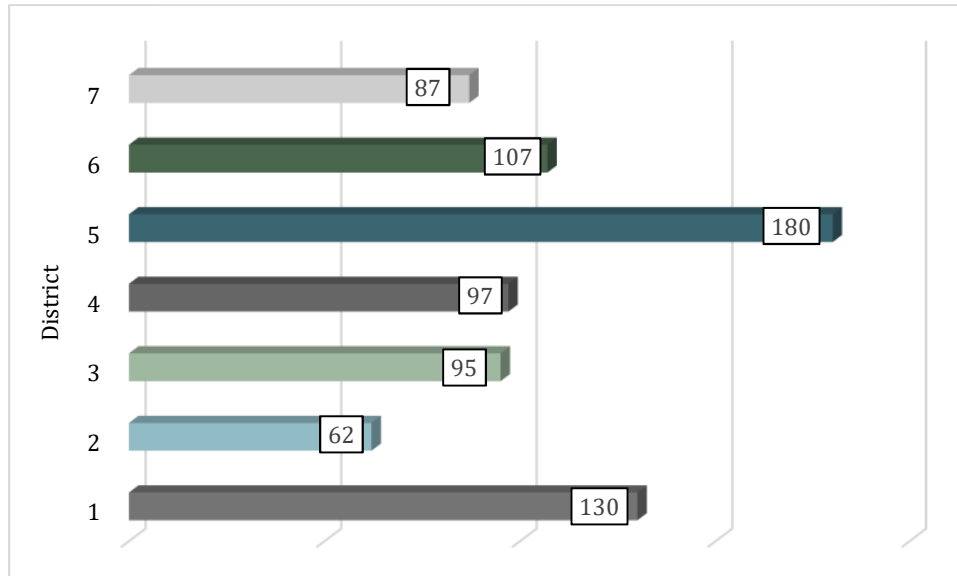
Of all executed LAP agreements in 2017, 4.3% agreements which totaled over \$6,500,000.00 were for "pedestrian safety improvements"?

# Adopted Work Program by the Numbers

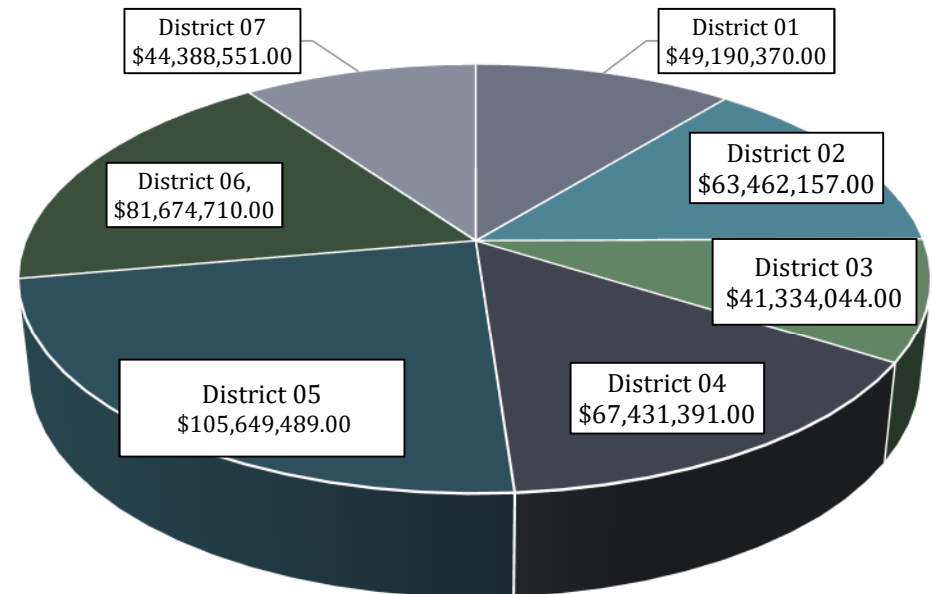
The Adopted Work Program for LAP projects during state fiscal years July 1, 2017 – June 30, 2022 includes approximately **758 unique projects** programmed with projected project commitments currently valued at **\$453,130,712.00**

The projects are to be delivered via the LAP program, across the seven districts.

## LAP Project Outlooks FY 2018-2022



## LAP Projected Commitments FY 2018-2022

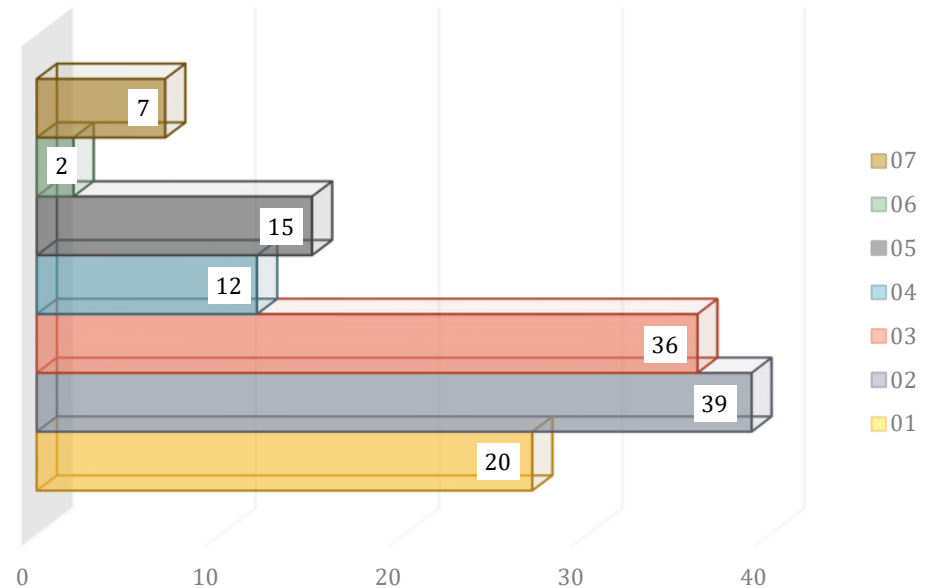


# Locally Administered State Funded Grant Programs Overview

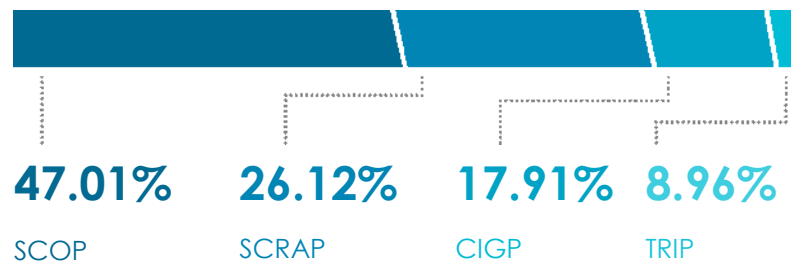
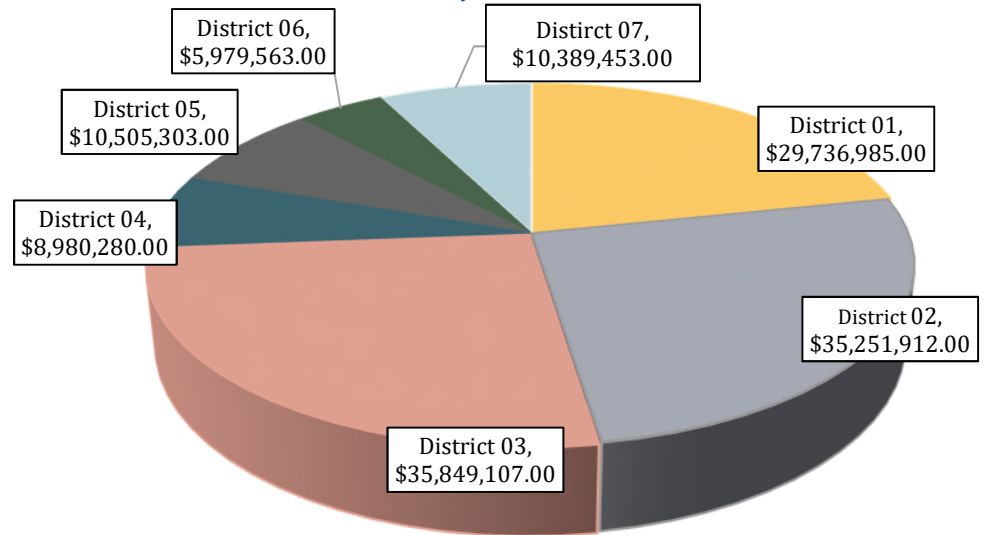
There are five state funded grant programs providing funds for priority transportation projects: County Incentive Grant Program (**CIGP**), Small County Outreach Program (**SCOP**), SCOP-Municipalities, Small County Road Assistance Program (**SCRAP**), and the Transportation Regional Incentive Program (**TRIP**).

The state grant programs fund bridge rehabilitations, roadway drainage improvements, roadway resurfacing and reconstruction, and other multi-modal enhancements such as bike paths and trails.

## Executed State Funded Agreements FY 2017



## State Funded Project Commitments FY 2017

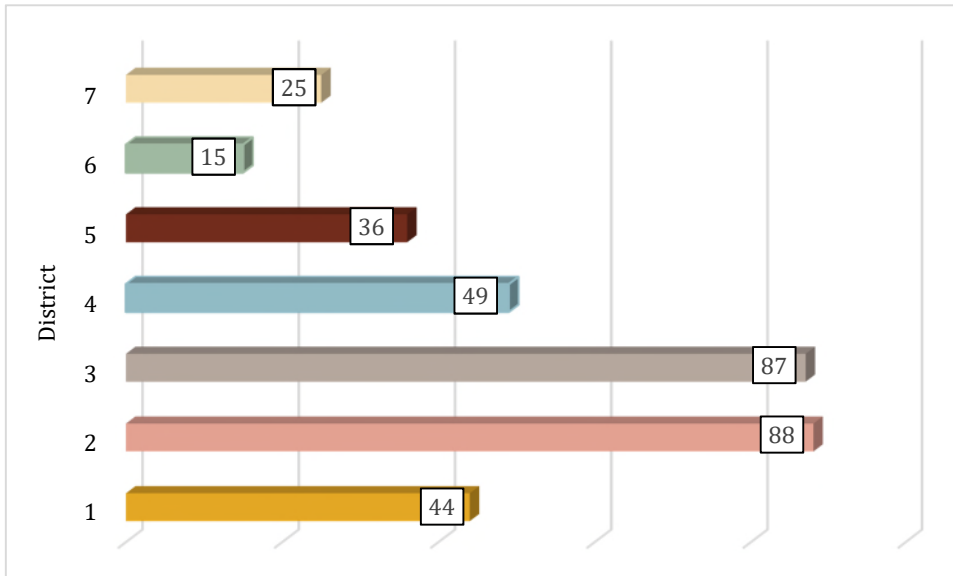


# Adopted Work Program by the Numbers

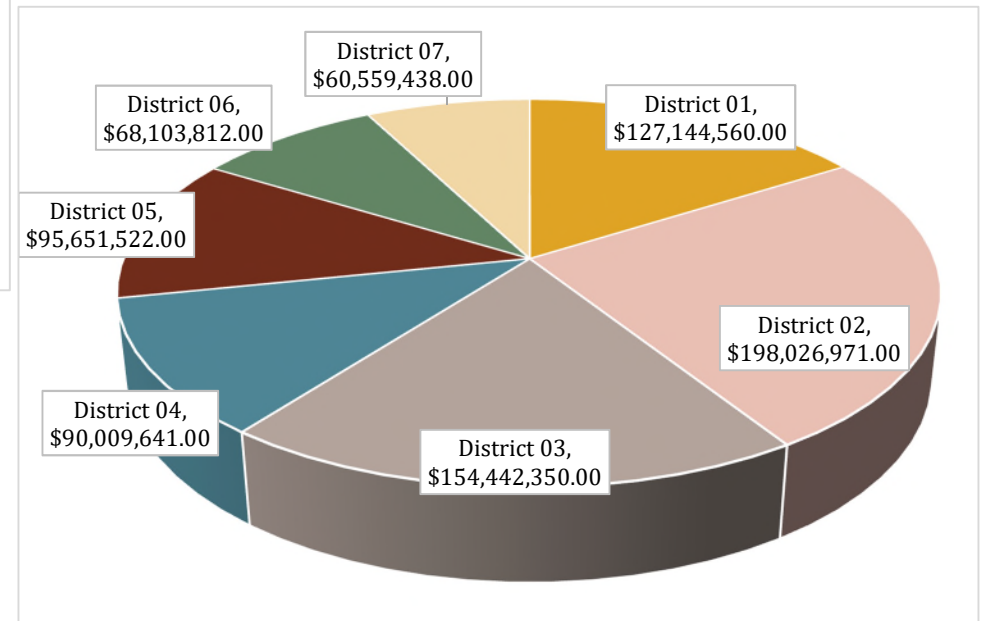
The Adopted Work Program for locally administered state funded grant programs during state fiscal years July 1, 2017 – June 30, 2022 includes approximately **344 unique projects** programmed with projected project commitments currently valued at **\$793,938,294.00**

The projects are to be delivered via Local Programs, across the seven districts.

## State Grant Project Outlooks FY 2018-2022



## State Grant Projected Commitments FY 2018-2022



## Local Agency Program Certification

The goal is to certify all active agencies, within three years, with a target deadline of June 30, 2018.

With 120-150 agencies active in the program at any given time, this is an enormous undertaking for the Districts and Central Office staff.

In FY 2017, the Districts **certified or recertified sixty-seven (67) agencies.**

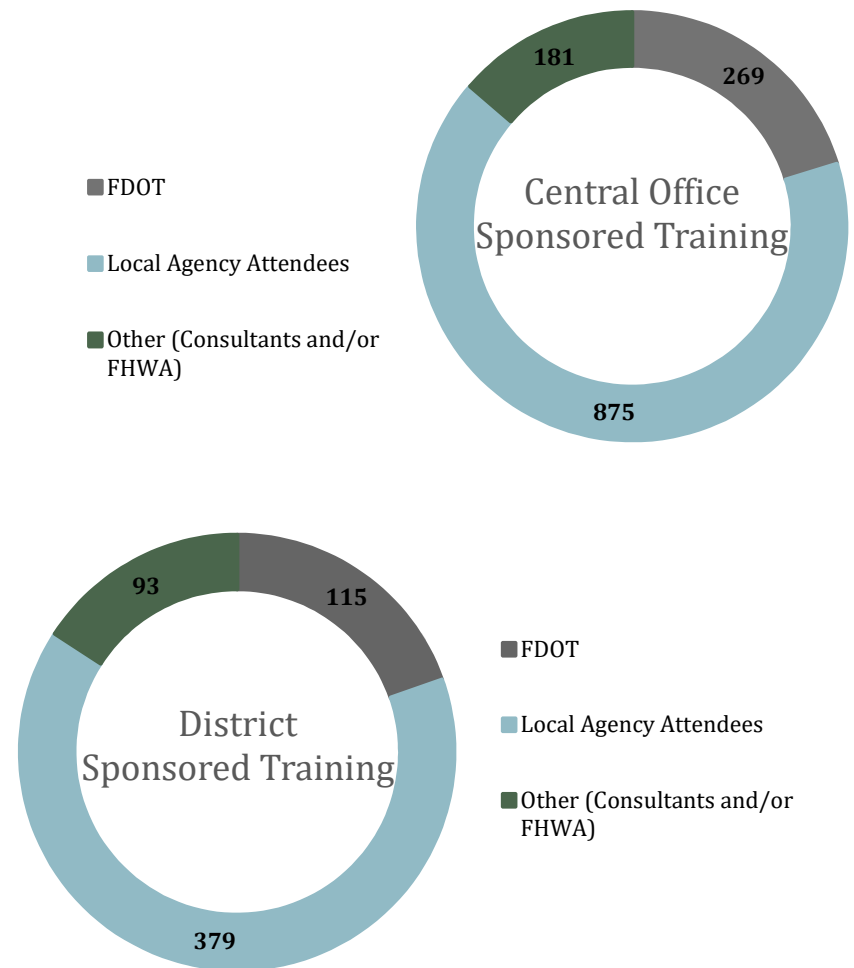


**LAP Training Class**  
District 6



## Local Agency Program Training Plan

Our goal in LAP is to reach the widest possible audience! All courses are offered free of charge and are strategically located across the state to provide widespread access to our training program. Districts are also encouraged to create and implement their own training plans based on their local agencies' unique needs. As a result, attendance overall *increased 26.62%* from June 30, 2016 to June 30, 2017.





# Local Programs Recognition & Innovative Projects



**FACERS AWARD 2017**  
**Local Agency/State**  
**Agency Collaboration**  
**Project of the Year**

Charlotte Harbor -  
Harborwalk  
(Live Oak Point Park)

Charlotte County LAP Project



**Seminole**  
**County**  
Soldiers  
Creek at CR  
427 Regional  
Stormwater  
Facility

This project reduced phosphorus loading from stormwater to Soldiers Creek and ultimately Lake Jesup. This is a partner project between FDOT and the County.



FIU Pedestrian Bridge,  
City of Sweetwater  
TIGER Funds



SW Savona Blvd,  
City of Port St. Lucie  
TAP/SRTS Project



Florida local agencies continued a tradition of innovation and excellence in FY 2016-2017 earning recognition on local, state, and national levels.


# Local Programs Recognition & Innovative Projects

## **Blueprint 2000 Intergovernmental Agency in Tallahassee**

The Capital Cascades Pedestrian Bridge - LAP Project

The canopies on the bridge are made from solar fabric that captures the sun's energy and at the same time provides shade for users of the bridge. Once the solar energy is captured, it is used to light the bridge with dramatic, color-changing LED lights that reflect off of the canopies. There is also adjustable nighttime lighting that will feature local university colors on game days, patriotic and other seasonal colors throughout the year.

Another interesting characteristic of the bridge is the sustainable concrete. This concrete features a nanotechnology that is self-cleaning and removes pollution from the air. Lastly, the bridge includes a digital counter located on the west side of the bridge to record how many cyclists and pedestrians make their way across the bridge each day and year. At the time of the ribbon cutting, nearly 12,000 pedestrians and 3,000 cyclists had utilized the bridge during a three week time period.



## **City of Delray Beach**

Bike Lane/Sidewalk – TAP Funded Project

A report by nonprofit research firm Smart Growth America graded cities throughout the United States on a 0-to-100 scale on the implementation of “Complete Streets” policies — an effort to emphasize bicycle and pedestrian safety in street planning.

Delray Beach scored a 92.8, making it one of 45 of the top rated cities and the highest-rated city in Florida, according to the study published in June 2017. Smart Growth America looked at complete streets in more than 500 cities nationwide.

# District Highlights

*The Department's Local Programs staff in each District work diligently to serve the public. They are dedicated to the growth and vitality of Local Programs and work tirelessly to promote the tools which will move our programs into the future.*

## District Two

District Two is preparing to launch "OASIS" or the Online Application Submittal Information System in November 2017. The system will allow a local agency to streamline how it requests state funding for its community roadway needs. Instead of submitting separate applications for SCRAP, SCOP, CIGP, and TRIP funding, OASIS will offer an opportunity to submit a single request for a project need. The system guides the user through a series of questions and answers and then logically determines which state grant may be applicable for the user's request. To assist the user further, the system is programmed to ask need-specific questions to avoid redundancy and shorten the time it takes to apply.

OASIS will also greatly improve District staff's ability to review and prioritize agency requests with "dashboards", printable spreadsheets, and status indicators.



District Three local agency representatives attending the Local Agency Transportation Symposium.

## District Four Operations LAP Team Member

### Wins Prudential Award

**CR-880** Eastern most 1.5 miles Embankment Washout Palm Beach County Emergency Operations – Emergency Relief Funds.

District Four Palm Beach Operations LAP team member, James "Jim" Lewis,

was recognized for a Prudential Productivity Award for the CR-880 project for saving field changes resulted in a reduction of construction materials, labor costs, and other related construction activities, but these changes were not reflected in the contractor's bill. Jim Lewis ran complex calculations and carefully analyzed project documents. His extensive effort armed the agency with the information to renegotiate the final contract price.



### **LAP Community of Practice (CoP)**

The FDOT, FHWA and local community stakeholder partnership, known as the LAP Community of Practice (CoP), promotes collaboration, communication, coordination and cooperation in identifying and delivering program and process improvements. Consistent, predictable, and repeatable processes to approach FHWA's requirements for locally administered Federal-aid projects is critical to a successful and sustained program statewide.

In Fiscal Year 2015/2016 the LAP CoP was reestablished with the publication of a charter and an expanded membership statewide. It is important to include a broad sample of stakeholders on the Community of Practice due to the diversity of the State of Florida and its local agencies. The group meets biannually in a central location to work on adopted initiatives selected by majority. Beginning in FY 2015-2016 and continuing into FY 2017-2018, the group's initiative is aimed at identifying and implementing a broader network of support for safety projects delivered on local roadways. The partners created a toolbox for safety projects and identifying funding sources, contracting methods, project identification assistance, data collection, and a variety of other mechanisms enabling collaboration across agencies to deliver local safety projects. The group is formulating ideas for its next initiative now! Stay connected via the LAP CoP website: <http://www.fdot.gov/programmanagement/LAP/LAPCOP/default.shtm>.




*LAP CoP November 2016 Meeting in Orlando, Florida.*

## **Message from the State Local Program Administrator**

The Local Programs teams statewide are projected to manage and deliver an estimated **1102 projects** reflecting approximate commitments of over **\$1.2 Billion** over the next five state fiscal years. The Central Office Local Programs team is focusing on policy initiatives and technology tools in FY 2018 and beyond. We are working with our internal and external stakeholders to address policy and guidance needs for state grant programs, and also continuing to update the LAP Manual. We are working with the Department's General Counsel to bring consistency and a touch of simplicity to our grant agreement boilerplates. Additionally, we are working with the Office of Information Technology to improve our technology resources for both local staff and Department. Keep your eyes on the Districts as they launch new and innovative ways to connect with their customers across the state!

Training remains one of the Central Office Local Programs team's central missions. Registration links for our training calendar are added to the LAP Webpage as we schedule classes. We broadcast announcements to our mailing list of approximately 4500 recipients. In 2018 we have updated our professional services training and plan to offer multiple classes in each District.

Innovations in training, quality assurance, technology, and policy are the tools that will move our programs into the future. The Department's Local Programs projects enhance our communities, provide our citizens with safer transportation systems, and expand modal options across our state. The Department's Local Programs staff in each District work diligently to serve the public and I hope this report not only communicates but also highlights the hard-working, gifted, dedicated team I have the pleasure of working with each and every day.



Lorraine Moyle, State Local Program Administrator