



Systems Implementation Office

Statewide Access Management

WEBINAR SERIES

Webinar Staff



Gina Bonyani



Rusty Ennemoser



Jenna Bowman



Karla Matos

Agenda

How to Participate

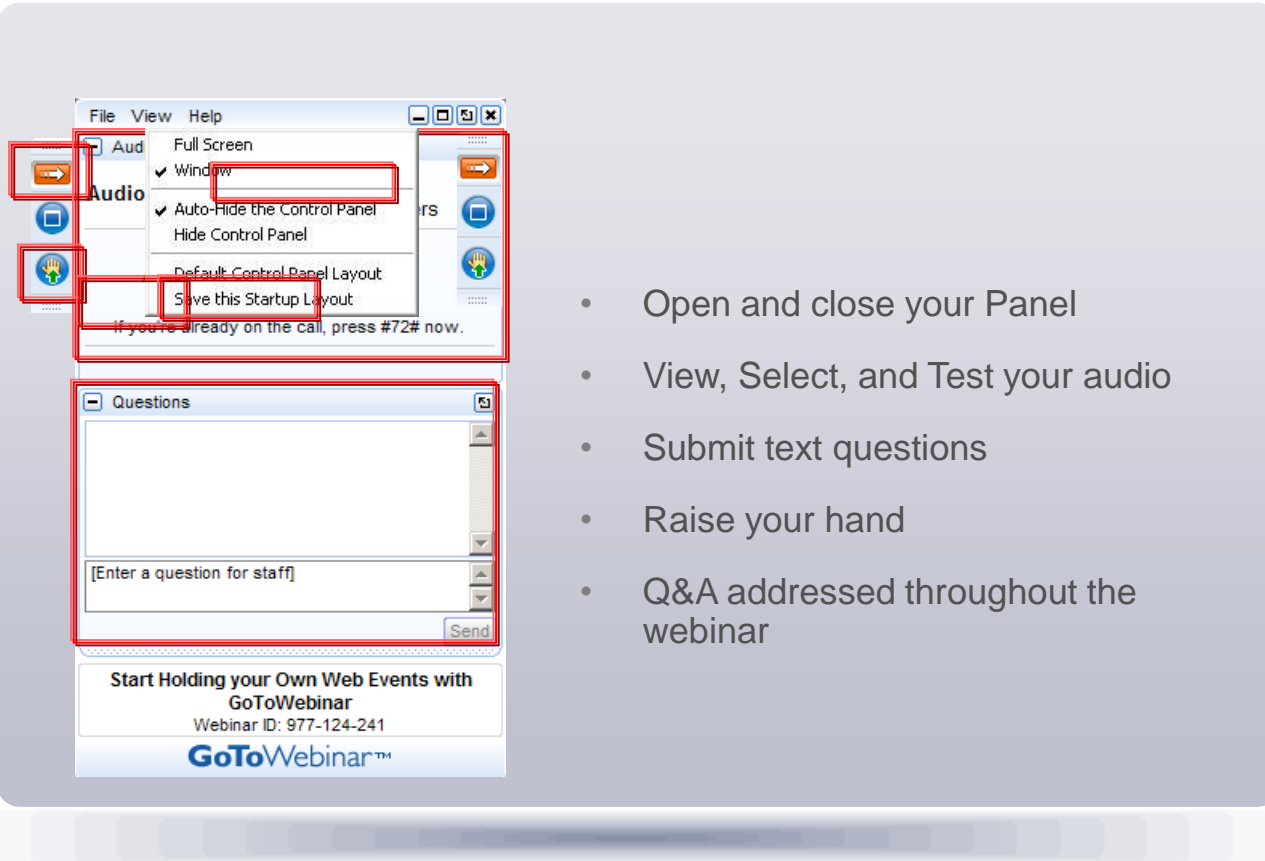
Credits and Webinar Material

Public Involvement for Access
Management

Questions

Contact Info

How to Participate Today



The screenshot displays the GoToWebinar interface. The 'Audio' menu is open, showing options: 'Full Screen', 'Window' (checked), 'Auto-Hide the Control Panel' (checked), 'Hide Control Panel', 'Default Control Panel Layout', and 'Save this Startup Layout'. A red box highlights the 'Audio' button on the left. Another red box highlights the 'Window' option in the menu. A third red box highlights the 'Questions' panel below the menu. The 'Questions' panel has a text input field with the placeholder '[Enter a question for staff]' and a 'Send' button. At the bottom, there is a banner for 'Start Holding your Own Web Events with GoToWebinar' and the Webinar ID: 977-124-241.

- Open and close your Panel
- View, Select, and Test your audio
- Submit text questions
- Raise your hand
- Q&A addressed throughout the webinar



Statewide Access Management

— WEBINAR SERIES —

The FDOT Access Management Webinar Series 2019-2020 have been scheduled for the following dates:

Tue, Aug, 27, 2019 | 2:00PM - 3:30PM EDT

Tue, Nov 20, 2019 | 2:00PM - 3:30PM EST

NEXT! Tue, Feb 11, 2020 | 2:00PM - 3:30PM EST

Tue, May 12, 2020 | 2:00PM - 3:30PM EDT

Credits Information

- Credits will be distributed four to five business days after the webinar, through [Learning Curve](#).
 - PDH's Credits, AICP Credits Information, and Course Certificates
- Your participation will be recorded by [GoToWebinar](#).
 - You will need to attend to the **entire webinar** with the *unique link* provided by GoToWebinar.

Webinar Material

- Webinar materials will be sent via the **Learning Curve System**.
- Recorded webinars and presentation material will be posted on the Systems Implementation Office website:
 - [Training & Webinars](#)
 - Access Management





Poll Questions

What
organization do
you Represent?

FDOT

Local Government

Private Firm

Other



Statewide Access Management

WEBINAR

Today's Webinar

Public Involvement for Access Management

Wednesday, November 20, 2019

2:00PM – 3:30 PM, EDT

Credits: 1.5

Speaker:

Rusty Ennemoser, PhD

FDOT Statewide Public Involvement and Community Resources Coordinator



Public Involvement for Access Management

November 20, 2019

Access Management Webinar Series



Secretary Thibault



FDOT Public Involvement Policy

“...It is the policy of the Florida Department of Transportation (Department) to use every possible opportunity to engage with and involve the public when planning, designing, constructing, and maintaining transportation facilities and services to meet the State’s transportation needs.”

#000-525-050-g

Why we do public involvement

- The participation of the public is an integral part of the transportation process and results in
 - Early and continuous opportunities for public input
 - Consideration of public needs and preferences
 - Informed decisions through collaborative efforts
 - Mutual understanding and trust between the Department and its partners

Public Involvement by Phase



- › Public involvement in planning is about direction (where are we going in the future?)
- › Public involvement in PD&E is about alternatives and making a final recommendation.
- › Public involvement in Design is about **specific features, design elements, and impacts.**
- › Public involvement in Construction is about communicating lane closures, detours, and construction duration.

Florida Statute 335.199 (The Bennett Bill/SB 1842)

- Whenever the Department of Transportation proposes any project **on the State Highway System** which will **divide** a state highway, erect **median barriers modifying currently available vehicle turning movements**, or have the effect of **closing or modifying an existing access** to an abutting property owner, the Department shall **notify** all affected property owners, municipalities, and counties **at least 180 days before** the design of the project is finalized. The Department's notice shall provide a written explanation regarding the need for the project and indicate that all affected parties will be given an opportunity to provide comments to the department regarding potential impacts of the change.

Florida Statute 335.199

- (2)(a) If the project is within the boundaries of a municipality, the notification shall be issued in writing to the chief elected official of the municipality. If the project is in the unincorporated area of a county, the notification shall be issued in writing to the chief elected official of the county.
- (b) The Department must also consult with the applicable local government on its final design proposal if the department intends to divide a state highway, erect median barriers, or close or modify existing access to abutting commercial business properties. **The local government may present the department with alternatives** that relieve impacts to such business properties.

Florida Statute 335.199

- (3) **The Department shall hold at least one public hearing in the jurisdiction** where the project is located and receive public input to determine how the project will affect access to businesses and the potential economic impact of the project on the local business community.
- (4) The Department must review all comments from the public hearing and **take the comments and any alternatives** presented by a local government under subsection (2) **into consideration in the final design of the highway project.**
- History.—ss. 1, 2, ch. 2010-281; SJR 10-A, 2010 Special Session A.

Step 1: Ask yourself:

1. Is the proposed modification on a state highway?
2. Will the modification modify currently available vehicle turning movements?
3. Was this modification shown to the public during PD&E?

If the answer to #1 and #2 is YES

- You must notify all affected property owners and municipalities 180 days **before the project is let** that the Department intends to change the median opening.
- You must hold **at least one public hearing** to receive input on how the project will affect access to adjacent properties and the potential economic impact.

Was it presented to the public during PD&E?

- If the answer to #3 is YES, you don't have to have a public hearing.



What is a stakeholder?

A person or business that has an interest or investment (a “stake”) in something and who is impacted by and cares about how it turns out.




Who are the stakeholders?

- Residents (property owners and renters)
- Businesses (owners and employees)
- Elected officials and agency representatives
- Emergency services (police and fire)
- Bus/Transit operators
- Commuters/users



Also Think About the Users of a Facility

- Local
- Regional
- Trucks
- Bicyclists
- Pedestrians



State Law Guidance on Notifying the Public

Minimum 300 feet from centerline

And

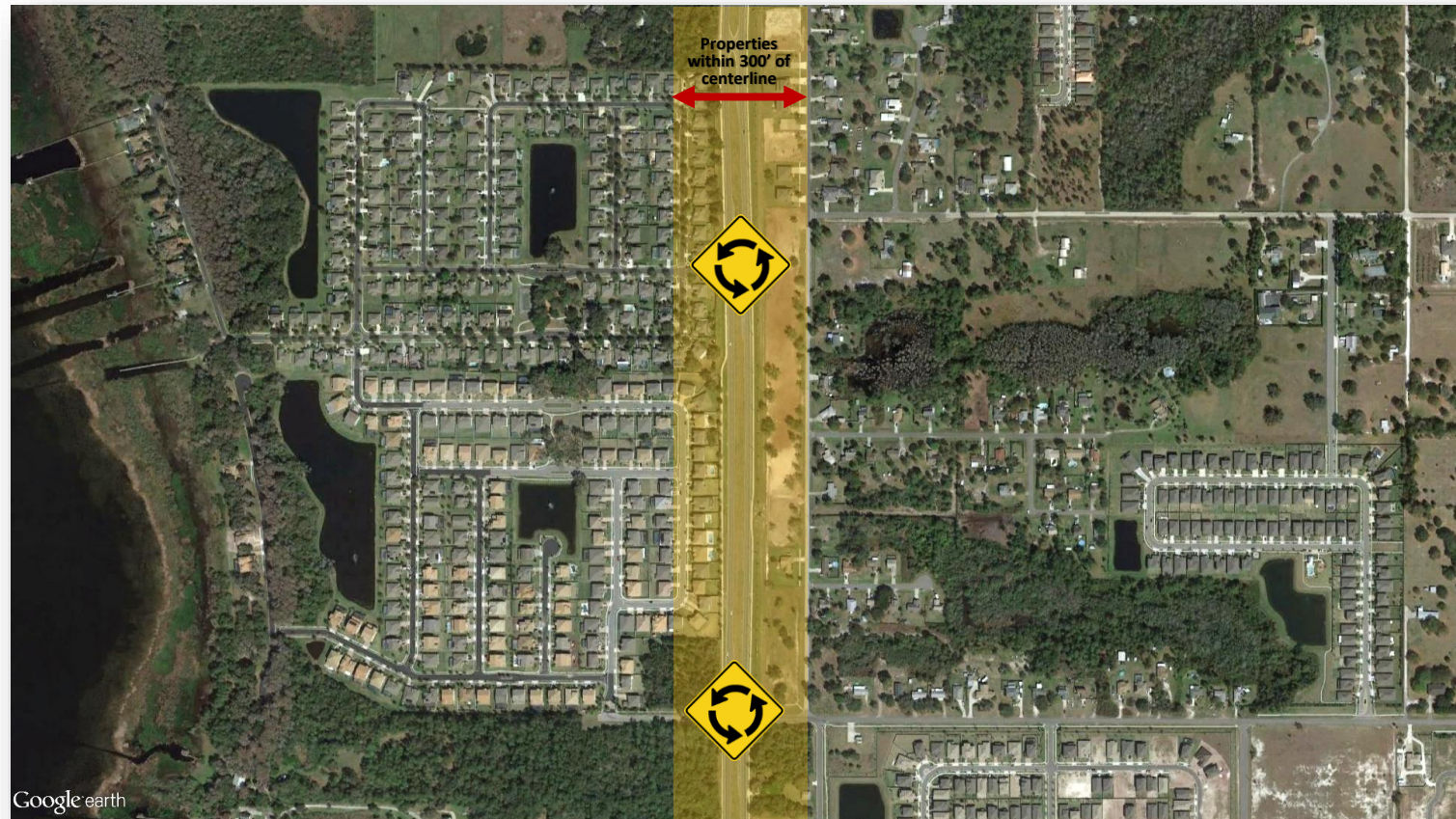
Those determined to be substantially
affected environmentally, economically,
socially, or safety wise



A three-pronged approach to finding stakeholders

- Windshield Survey – Field Visits
- Socioeconomic and GIS data
 - U.S. Census <http://www.census.gov>
 - American Communities Survey
 - County or municipal GIS layers
 - Demographic data (beyond census)
 - Parcel/Ownership data
 - Property value data
 - Community features (churches, schools, parks)
 - Sociocultural Data Report
- Talk to local government planners/engineers and community groups

Consider Who is Affected



Public Hearing for Median Modifications

- Two approved formats
 - Traditional public hearing within the project area
 - A virtual public hearing in conjunction with a face-to-face hearing

What is a Virtual Public Hearing (VPH)?

- A VPH is a free, live presentation, or webinar, over the internet that is also held concurrently at one or more viewing locations. District 7 conducts them as follows:
 - 1) District Headquarters – “Host” location
 - Must be either the Auditorium, or Executive or Pelican Conference rooms
 - 2) Community Viewing Location
 - (libraries, recreation centers, etc.)
 - 3) Online from any computer.
 - Only these users need to register by visiting the website indicated on the notification letter. It will look like this:
<https://www2.gotomeeting.com/register/878761226>

Elements of the Streamlined VPH Process

- Notification requirements:
 - Minimum 500-foot radius at each proposed median change
 - All federal, state, and local government elected officials in which the project resides
 - All local government agencies (Engineering, Parks & Recreation, Emergency Response, etc.)
 - All property owners and tenants
- PowerPoint focused on medians only
- Fact sheet and comment sheet are the only handouts created

Benefits of the VPH Process

- More inclusive
 - Allows participation via on-line component the traditional public hearing process does not
 - Provides access to those without computers at the community viewing location and the district headquarters
 - PowerPoint presentation can be emailed to anyone not able to attend if requested
- Cost effective
 - Technology reduces the need for display boards and a court reporter
 - PowerPoint presentation slides = Display Boards
 - Comment capture during webinar = Court reporter

Virtual Public Meeting Regulation

- State Rule Chapter 28-109, FAC Conducting Proceedings by Communications Media Technology (CMT)
 - Must make it possible for any member of the public to attend
 - Cannot be conducted if the technology won't permit all interested persons to attend
 - If there is a technical problem, meeting must be stopped until problems are corrected
 - Notification has to be the same as a non-CMT meeting and comply with statutes

FDOT Virtual Meetings Process

- Virtual public meetings are supplemental to face-to-face meetings
- Currently allowed for limited purposes
- Must be conducted from a location where people can easily attend, preferably in the project area
- The physical location(s) must follow all Title VI, ADA requirements and be staffed by FDOT personnel
- Presentation must be available on request
- Comment period is 10 days
- Must comply with all department and statutory notification requirements

FDOT Meeting Notification Process

- Letter of invitation to local government agencies at least 25 days before the public hearing date.
- All affected property owners, tenants, and businesses must be notified of the hearing at least 21 days before the hearing.
- Advertisement in the Florida Administrative Register and on the Department's website at least 7 days in advance.
- Press releases are coordinated through the District Communications Office.

When is a Virtual Public Hearing appropriate?

- Is there general acceptance among stakeholders for the proposed change?
- Is there general acceptance among local and/or county staff about the proposed change?
- Are the people affected able to or willing to participate through the internet?

Considerations

- Time of day
- Day of the week
- Computer accessibility
- Physical location availability in the project area
 - Must be ADA-compliant



Public Involvement Resources

FDOT's Public Involvement page:

- Public Involvement Handbook
- PD&E Public Involvement, Chapter 11
- Florida Design Manual, Chapter 104



What is the Florida Statute number that mandates a public hearing for median changes?

120.525

335.199

414.537

I have no clue

How many
public hearings is
FDOT required
to hold for a
median
modification?

2

1

0

4

When a local government wants to do a median change on a state highway, who is responsible?

The local Government

The Department

No one

A committee

Questions



Rusty Ennemoser

Statewide Public Involvement and Community Resources Coordinator- FDOT

Rusty.Ennemoser@dot.state.fl.us

(850)-414-5337

Thank you!

Course Details

- Survey through GoToWebinar
- FBPE Provider Number: 0003533
- FBPE Course Number: 0003151
- APA Course Web Page <https://www.planning.org/events/eventsingle/9189607/>
- APA Course Number: 9189607
- AICP/PDH Credits Provided: 1.50

Contact Info

- Gina.Bonyani@dot.state.fl.us
- Jenna.Bowman@dot.state.fl.us
- Karla.Matos@dot.state.fl.us