








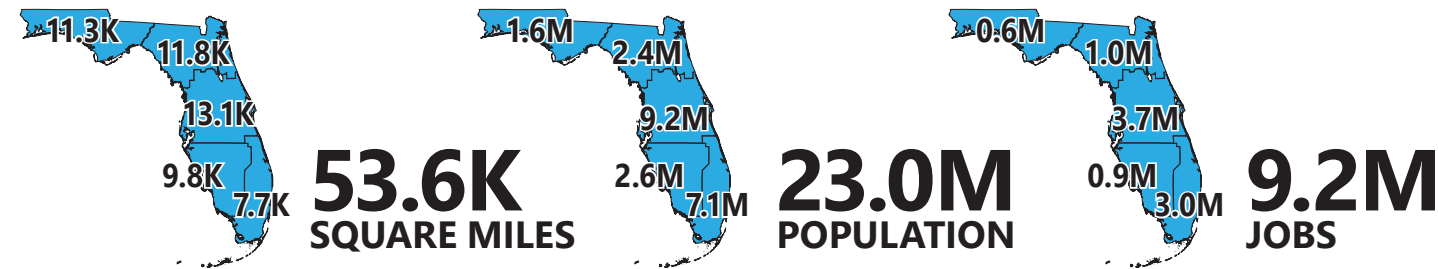


FLORIDA STATEWIDE TRANSPORTATION TRENDS & CONDITIONS

Florida has experienced steady population and economic growth, driven by its tropical climate, global reputation as a tourist destination, thousands of miles of scenic coastline with world-renowned beaches, unique natural and protected environments, and a mixed economic base. From 2010 to 2024, Florida's population increased by 22.4%, adding 4.2 million residents, representing 13.4% of the nation's total population growth during that period. This growth affects each of Florida's regions differently, requiring carefully targeted transportation investments to support economic development and enhance the quality of life for its communities.

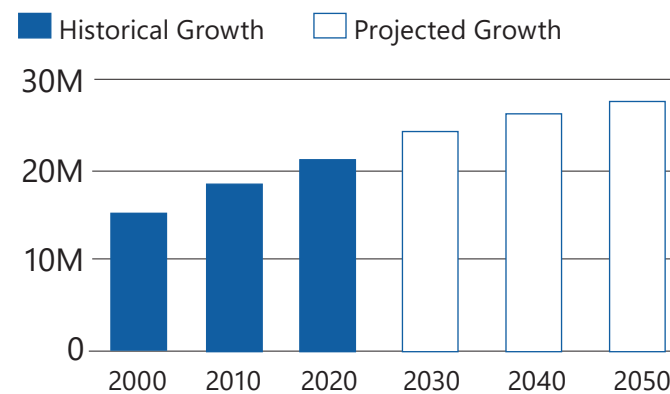
TRANSPORTATION SYSTEM HIGHLIGHTS

-  **124,581** Public Road Miles
-  **2,777** Rail Mainline Miles
-  **1,594** Existing SUN Trail Miles
-  **13,048** Highway Bridges
-  **48** Transit Systems
-  **21** Commercial Service Airports
-  **16** Seaports
-  **27** Military Installations
-  **7** Spaceport Territories

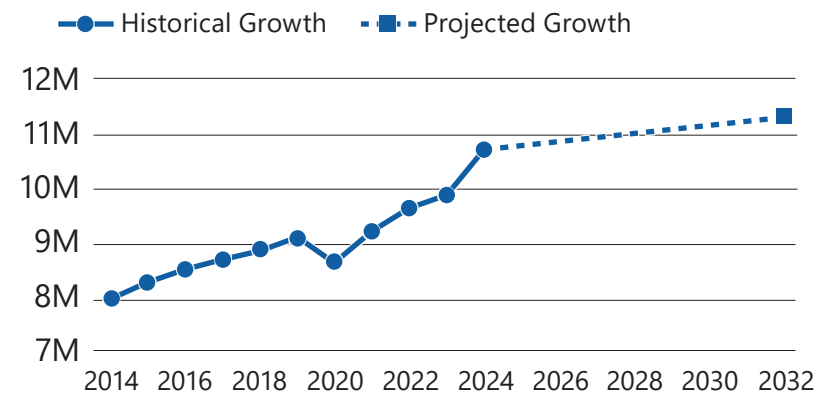


FLORIDA'S GROWTH CONTINUES

Population



Employment

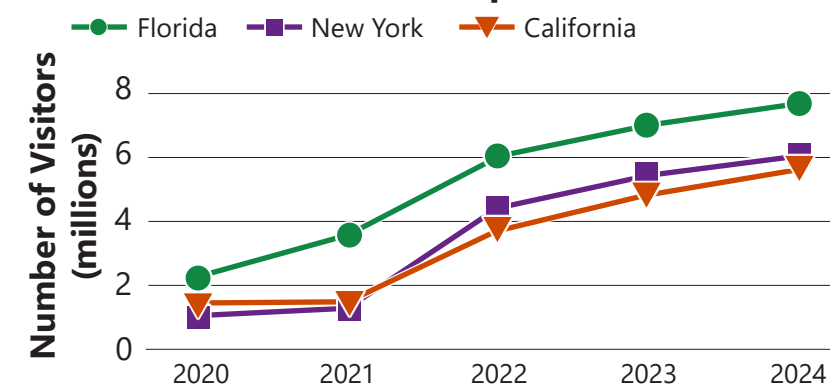


FLORIDA TOPS TOURISM CHARTS

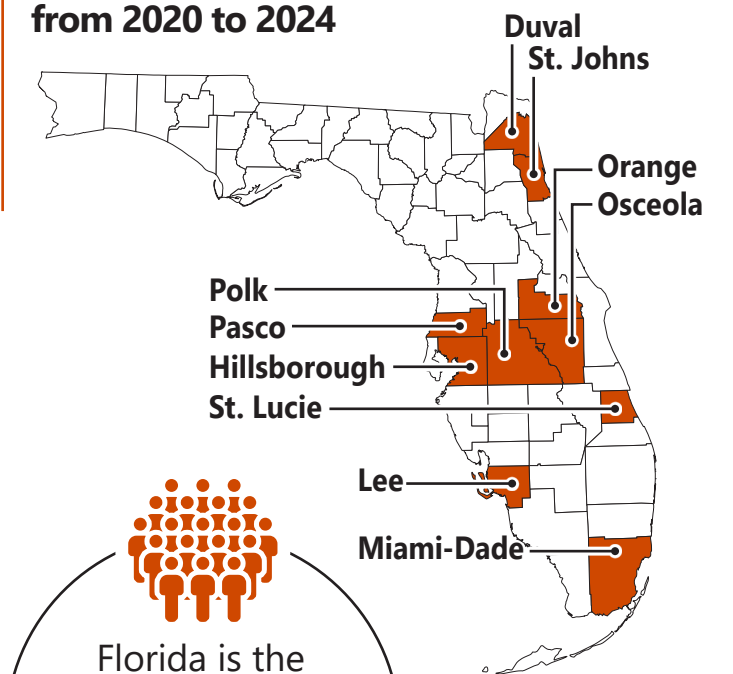
(2024)

-  **#1 Destination** for international tourists
-  **7.7M International Visitors** outpacing New York by 1.6M
-  **#2 Destination** for domestic tourists

International Tourism (Top 3 States)



10 FASTEST GROWING COUNTIES BY POPULATION from 2020 to 2024



Florida is the **3rd** most populous state in the nation.

With a 

\$1.7T GDP, Florida is the **15th** largest economy and ranked **2nd** for economic growth nationally.

STRENGTHENING FLORIDA'S INFRASTRUCTURE TO SUPPORT GROWING NEEDS

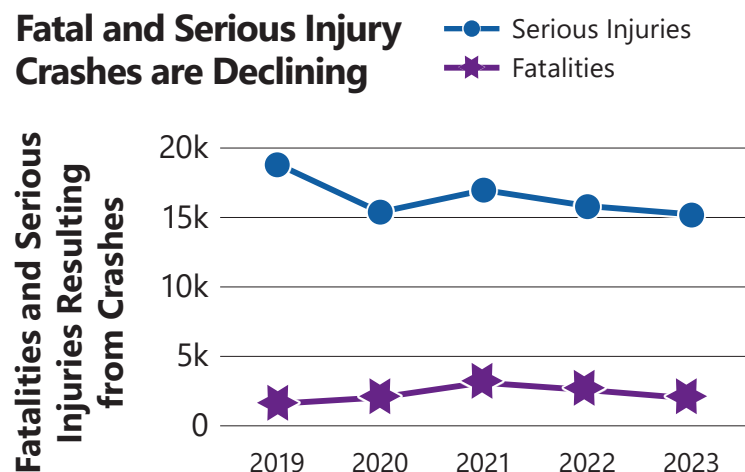
Florida's growing population and economy necessitate a robust transportation system to ensure the efficient movement of people and goods. With steadily increasing demand, safety strategies and infrastructure preservations are crucial to reduce congestion and maintain smooth traffic flow. The Florida Department of Transportation (FDOT) is proactively maintaining and preserving the state's existing infrastructure and providing essential transportation links to address rising travel demand and congestion.

A FOCUS ON SAFETY

On Florida's Roads Each Day

9 People die **44** People are seriously injured

FDOT is committed to **Target Zero**, aiming to eliminate all transportation-related fatalities and serious injuries by designing roads that enhance safety, while promoting safe road-user behaviors through education and enforcement.



\$60M dedicated to installing rumble strips on over **3,000 miles** of roadway.

Lane departure crashes cause **43% of fatalities** and **44% of serious injuries** in Florida.

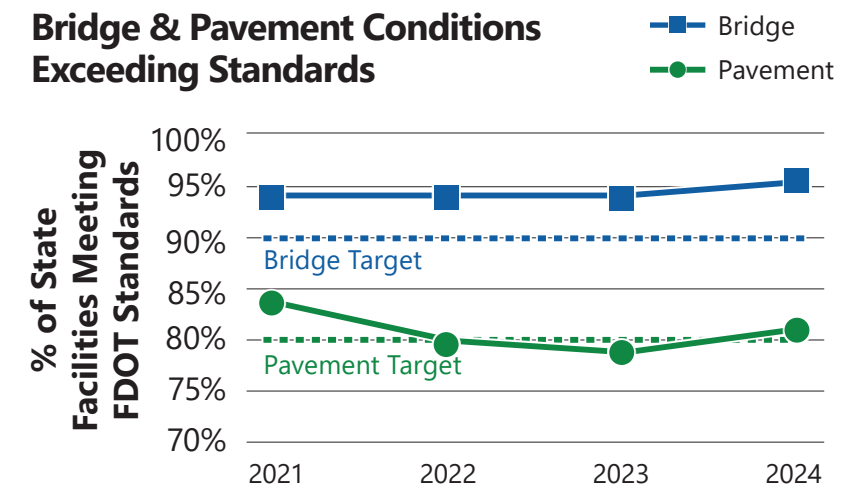
\$130M statewide median barrier initiative to be deployed in 2026.

\$100M pedestrian intersection lighting retrofit program will be completed in 2025.

68% of fatalities and **85% of serious injuries** from pedestrian and bicyclist crashes occur in **unlit areas**.

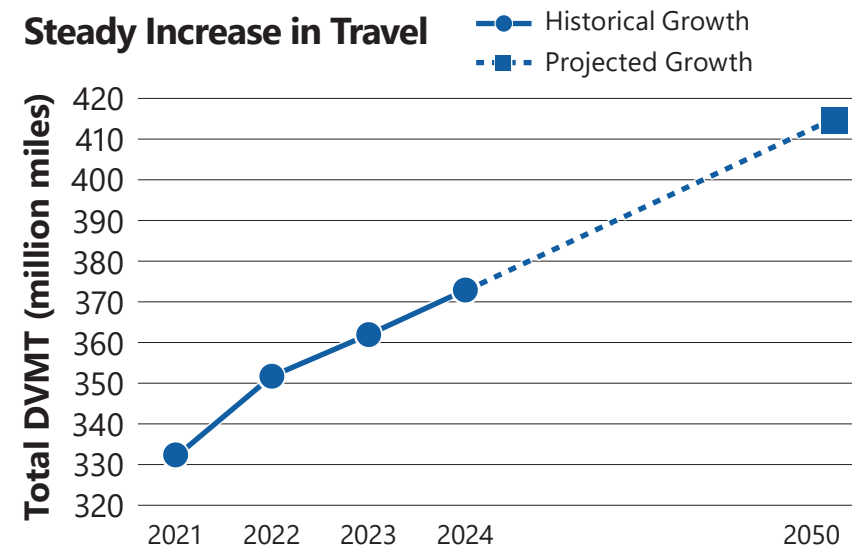
A COMMITMENT TO PRESERVING OUR INVESTMENTS

Bridge & Pavement Conditions Exceeding Standards



MANAGING CONGESTION AMIDST INCREASING TRAVEL DEMAND

Florida's growing movement of people and goods has pushed daily vehicle miles traveled (DVMT) to 371 million in 2024, and it is expected to rise by **12% to 416 million by 2050**.



MOVING FLORIDA FORWARD
Infrastructure Initiative

\$4B allocated for projects along **20 corridors** to reduce congestion, enhance safety, and support economic growth.

Daily Vehicle Hours of Delay **decreased 8.2%** from 2017 to 2024.

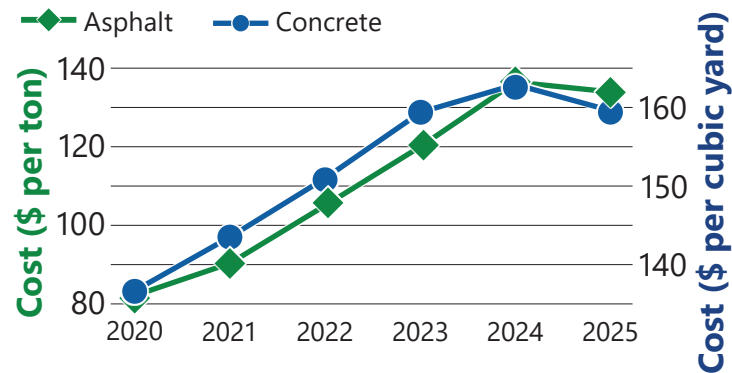
MANAGING TRANSPORTATION DEMANDS AMID RISING EXPENSES AND MORE FREQUENT DISASTERS

With growing travel demand and competing priorities, Florida takes a strategic statewide approach to balance urban and rural investments, keep freight flowing, and connect every community to economic and emergency lifelines.

RISING COSTS

Construction Cost Index (CCI) combines prices for steel, cement, and asphalt, plus labor and equipment, into a single measure to track whether construction costs are rising or falling over time.

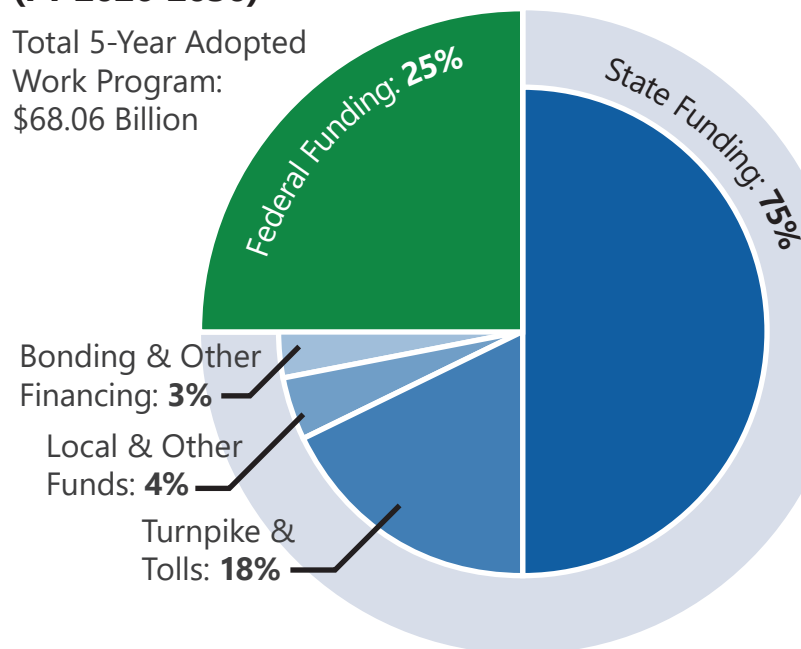
FDOT's Top 2 Construction Materials Have Surged in Cost



LEVERAGING MANY FUNDING SOURCES

FDOT Work Program Funding Sources (FY 2026-2030)

Total 5-Year Adopted Work Program: \$68.06 Billion



CCI has **Inflated 62%** since 2019.

25% Increase in FDOT Average Contract Prices from 2020 to 2025 due to rising construction costs.

Transportation Investments have **Grown 75%** from 2019 to 2024.

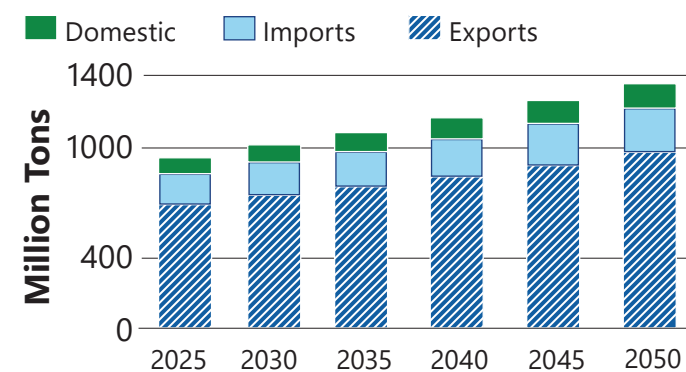
KEEPING THE SUPPLY CHAIN MOVING

Our transportation system supports supply chains, delivering essential goods to all Floridians. The state's 16 seaports process **\$68 billion of international imports** and **\$41 billion of international exports**.

- 113.4M** Seaport Tonnage
- 674.6M** Truck Tonnage

Trucks are a critical part of the state's supply chain, transporting **78% of goods**.

Florida Cargo Traffic Will Continue to Grow



SWIFT RESPONSE TO DISASTERS

Hurricane Path by Year
 2017: Michael
 2018: Helene, Debby, Idalia
 2019: Nicole, Irma
 2023: Milton
 2024: Ian

- 75%** of Floridians live on the coast
- 12K+ miles** of state roads cleared after Hurricane Milton
- 2,400+** bridges Inspected after Hurricane Milton
- cubic tons debris** removed from Hurricanes Helene and Milton
- 6 hours** to clear I-10 after Hurricane Helene by pre-staged emergency crews

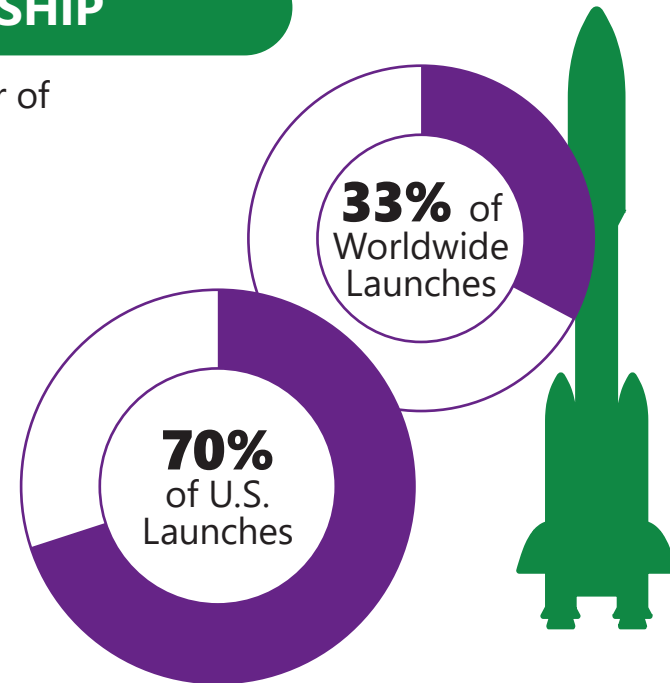
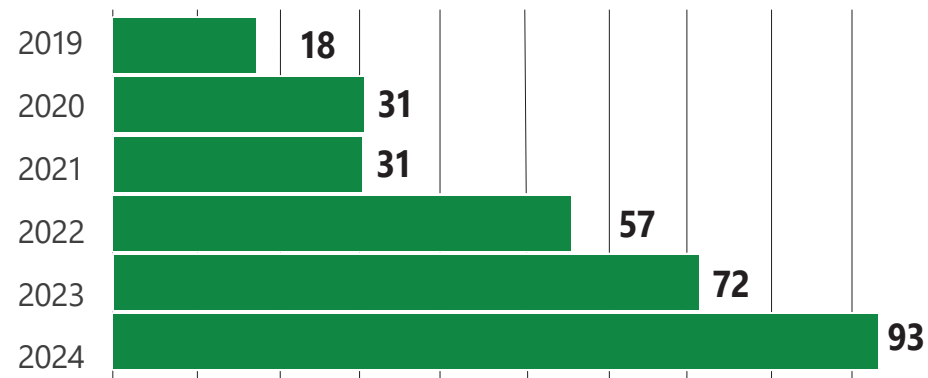
EMBRACING THE FUTURE

Florida is a national leader in aviation, aerospace, and transportation technologies. FDOT is committed to integrating emerging technologies into the state's transportation infrastructure to better serve residents and visitors. Through proactive planning, testing, and deployment, FDOT is not only advancing transportation innovation but also setting a national standard for the adoption of cutting-edge mobility solutions.

MAINTAINING OUR AEROSPACE LEADERSHIP

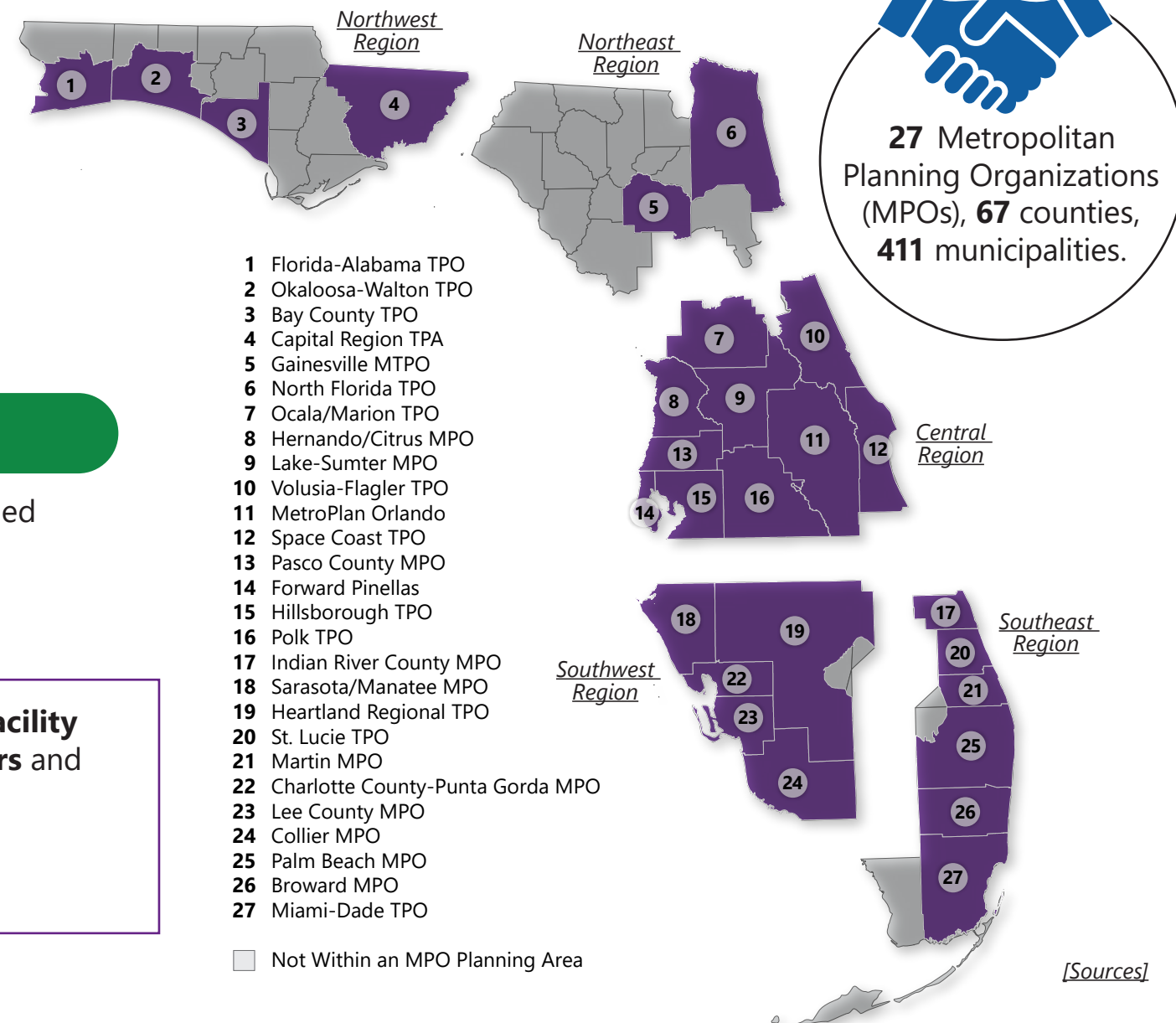
Florida outpaces every other country in the total number of space launches.

Florida Space Launches (2019-2024)



MOVING FORWARD TOGETHER


Florida is home to a rich tapestry of communities, each with unique characteristics and transportation needs and priorities. FDOT will continue to partner with stakeholders to deliver innovative programs and projects that empower these thriving communities for a smarter future.



DRIVING INNOVATION IN TRANSPORTATION

Florida maintains its role at the forefront of aerospace and transportation advancement through continued investment in workforce development, strategic partnerships, and high value research and innovation.

FDOT uses innovative technology to **test high-tech concrete** and is one of the nation's leading agencies **using reclaimed asphalt pavement mixture to conserve natural resources** and make efficient use of resurfacing funds.



The **Advanced Air Mobility (AAM)** market is projected to reach **\$1 Trillion** by 2040.



FDOT is **expanding the SunTrax facility to establish an AAM headquarters** and accelerate operational implementation of the state's AAM network.