








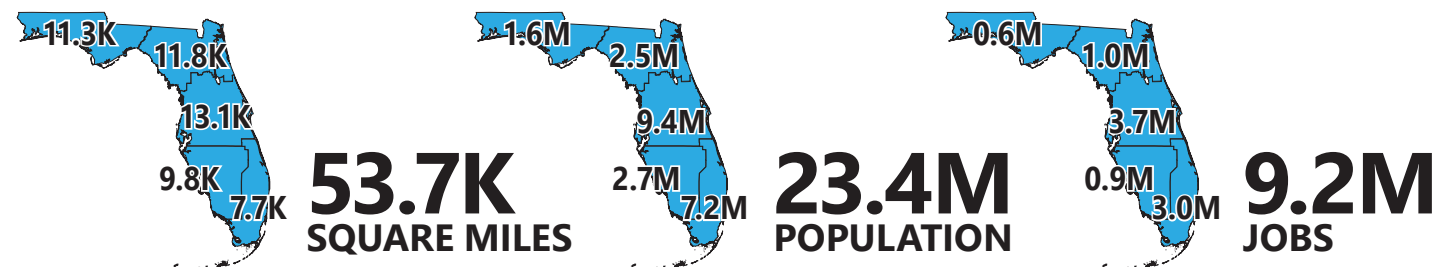


# FLORIDA STATEWIDE TRANSPORTATION TRENDS & CONDITIONS

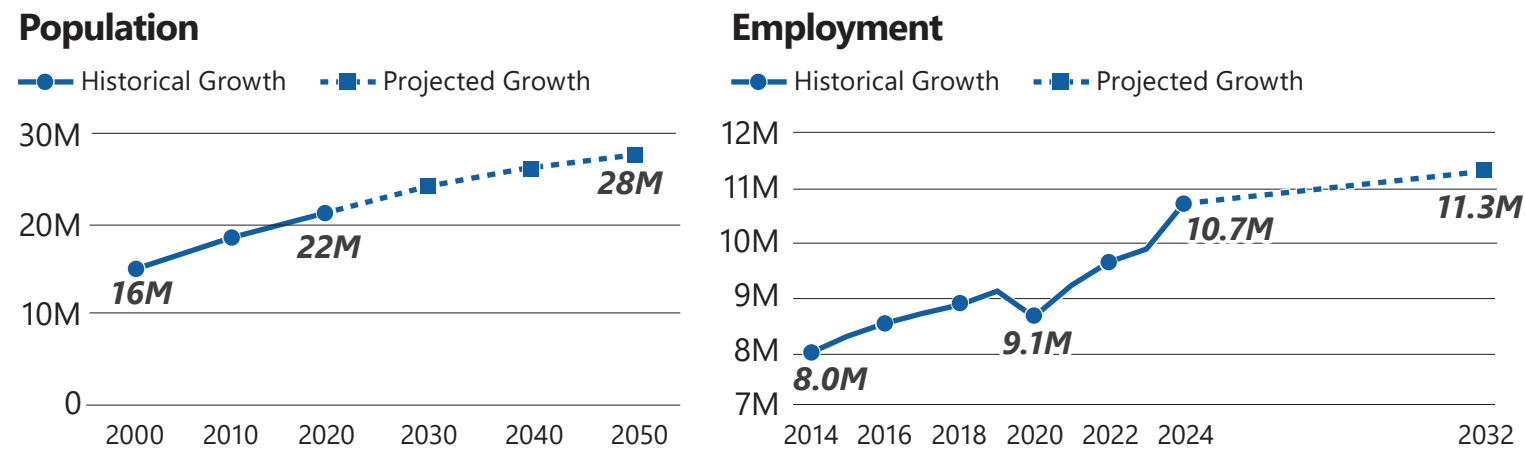
Florida has experienced steady population and economic growth, driven by its tropical climate, global reputation as a tourist destination, thousands of miles of scenic coastline with world-renowned beaches, unique natural and protected environments, and a mixed economic base. From 2010 to 2025, Florida's population increased by 24.3%, adding 4.6 million residents, representing 13.9% of the nation's total population growth during that period. This growth affects each of Florida's regions differently, requiring carefully targeted transportation investments to support economic development and enhance the quality of life for its communities.

## TRANSPORTATION SYSTEM HIGHLIGHTS

-  **124,581** Public Road Miles
-  **2,777** Rail Mainline Miles
-  **1,708** Existing SUN Trail Miles
-  **13,048** Highway Bridges
-  **48** Transit Systems
-  **21** Commercial Service Airports
-  **16** Seaports
-  **27** Military Installations
-  **7** Spaceport Territories

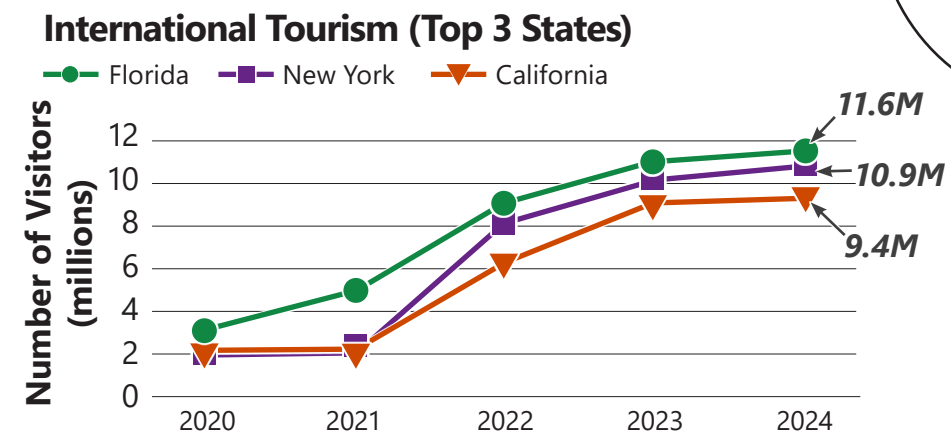


## FLORIDA'S GROWTH CONTINUES

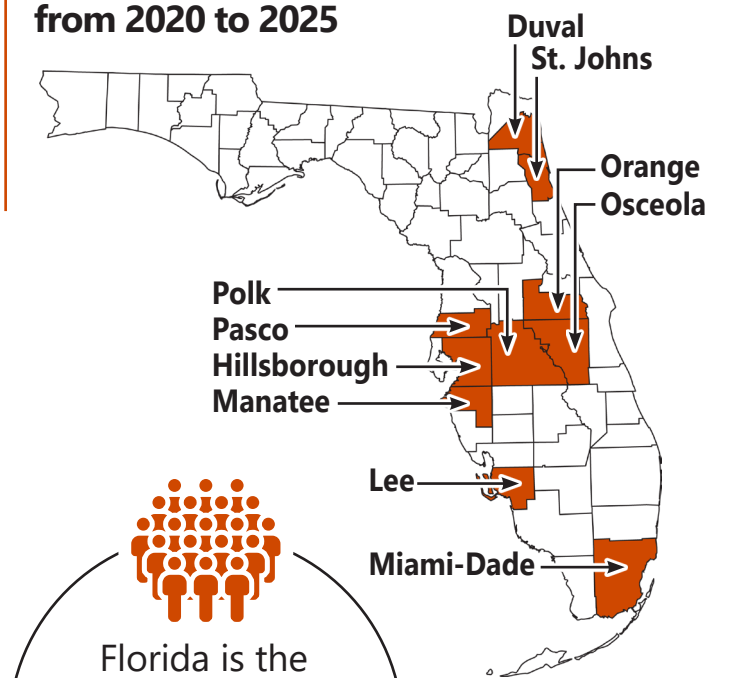


## FLORIDA TOPS TOURISM CHARTS

- (2024)
-  **#1 Destination** for international tourists
  -  **11.6M** International Visitors outpacing New York by 1.3M
  -  **#2 Destination** for domestic tourists



## 10 FASTEST GROWING COUNTIES BY POPULATION from 2020 to 2025



Florida is the **3rd** most populous state in the nation.

With a **\$1.7T** GDP, Florida is the **15th** largest economy and ranked **1st** for economic growth nationally.

## STRENGTHENING FLORIDA'S INFRASTRUCTURE TO SUPPORT GROWING NEEDS

Florida's growing population and economy necessitate a robust transportation system to ensure the efficient movement of people and goods. With steadily increasing demand, safety strategies and infrastructure preservations are crucial to reduce congestion and maintain smooth traffic flow. The Florida Department of Transportation (FDOT) is proactively maintaining and preserving the state's existing infrastructure and providing essential transportation links to address rising travel demand and congestion.

### A FOCUS ON SAFETY

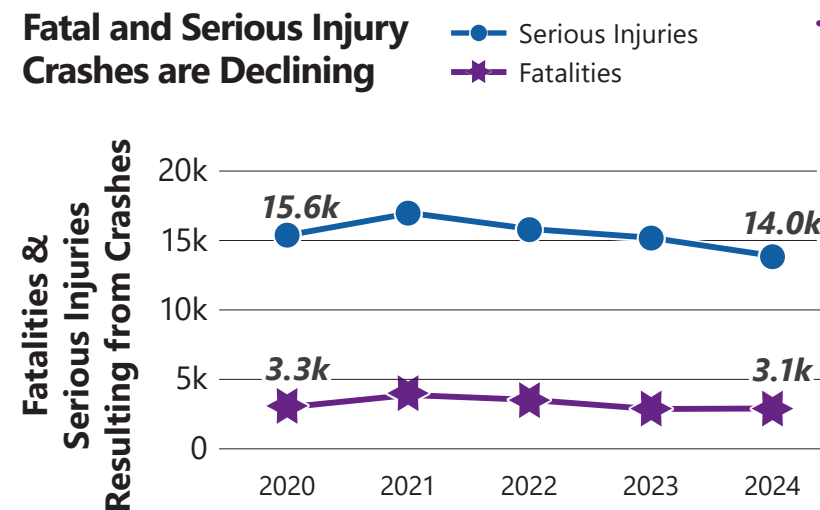
#### Each Day Florida Roads See

**9** Fatalities **43** Serious Injuries

FDOT is committed to **Target Zero**, aiming to eliminate all transportation-related fatalities and serious injuries by designing roads that enhance safety, while promoting safe road-user behaviors through education and enforcement.



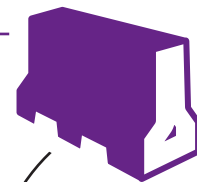
#### Fatal and Serious Injury Crashes are Declining



**\$60M** dedicated to installing rumble strips on over **3,000 miles** of roadway.



Lane departure crashes cause **43% of fatalities** and **44% of serious injuries** in Florida.



**\$130M** statewide median barrier initiative to be deployed in 2026.

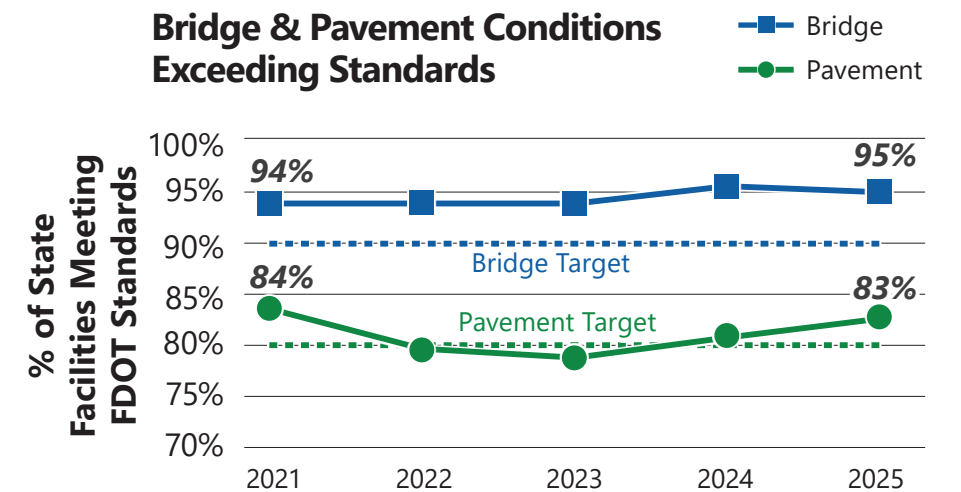
**\$100M** pedestrian intersection lighting retrofit program will be completed in 2025.



**68% of fatalities** and **85% of serious injuries** from pedestrian and bicyclist crashes occur in **unlit areas**.

### A COMMITMENT TO PRESERVING OUR INVESTMENTS

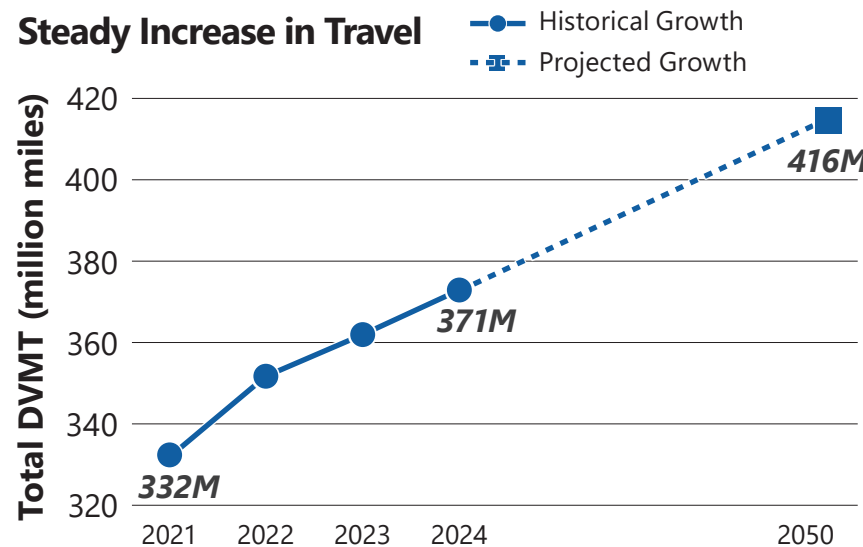
#### Bridge & Pavement Conditions Exceeding Standards



### MANAGING CONGESTION AMIDST INCREASING TRAVEL DEMAND

Florida's growing movement of people and goods has pushed daily vehicle miles traveled (DVMT) to 371 million in 2024, and it is expected to rise by **12% to 416 million by 2050**.

#### Steady Increase in Travel



#### MOVING FLORIDA FORWARD Infrastructure Initiative

Daily Vehicle Hours of Delay **decreased 8.2%** from 2017 to 2024.

**\$4B** allocated for projects along **20 corridors** to reduce congestion, enhance safety, and support economic growth.

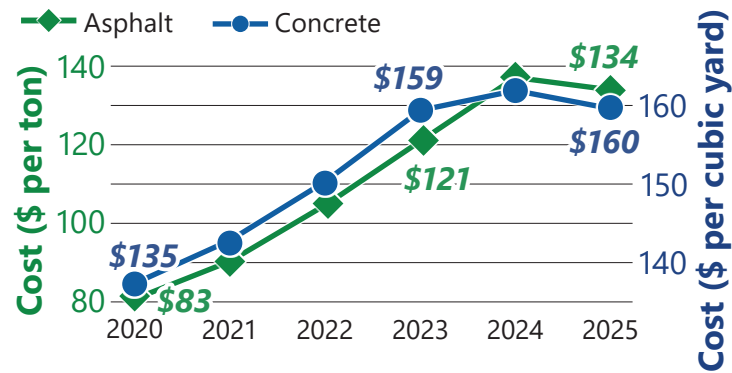
# MANAGING TRANSPORTATION DEMANDS AMID RISING EXPENSES AND MORE FREQUENT DISASTERS

With growing travel demand and competing priorities, Florida takes a strategic statewide approach to balance urban and rural investments, keep freight flowing, and connect every community to economic and emergency lifelines.

## RISING COSTS

**Construction Cost Index (CCI)** combines prices for steel, cement, and asphalt, plus labor and equipment, into a single measure to track whether construction costs are rising or falling over time.

### FDOT's Top 2 Construction Materials



CCI has inflated **62%** since 2019.

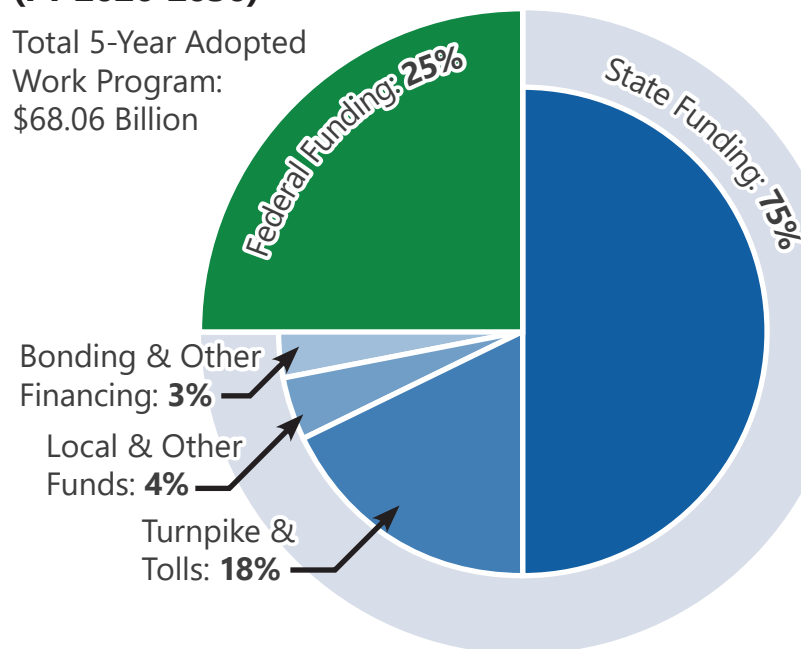
**25%** increase in FDOT average contract prices from 2020 to 2025 due to rising construction costs.

Transportation investments have **grown 123%** from 2019 to 2025.

## LEVERAGING MANY FUNDING SOURCES

### FDOT Work Program Funding Sources (FY 2026-2030)

Total 5-Year Adopted Work Program: \$68.06 Billion



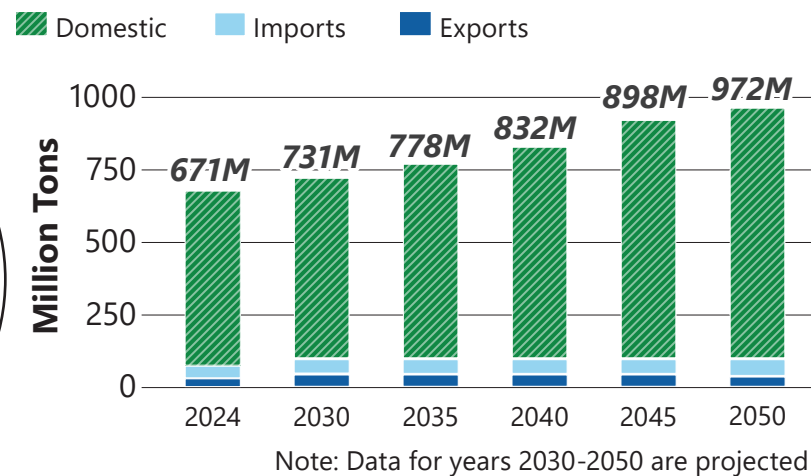
## KEEPING THE SUPPLY CHAIN MOVING

Our transportation system supports supply chains, delivering essential goods to all Floridians. The state's 16 seaports process **\$68 billion of international imports** and **\$41 billion of international exports**.

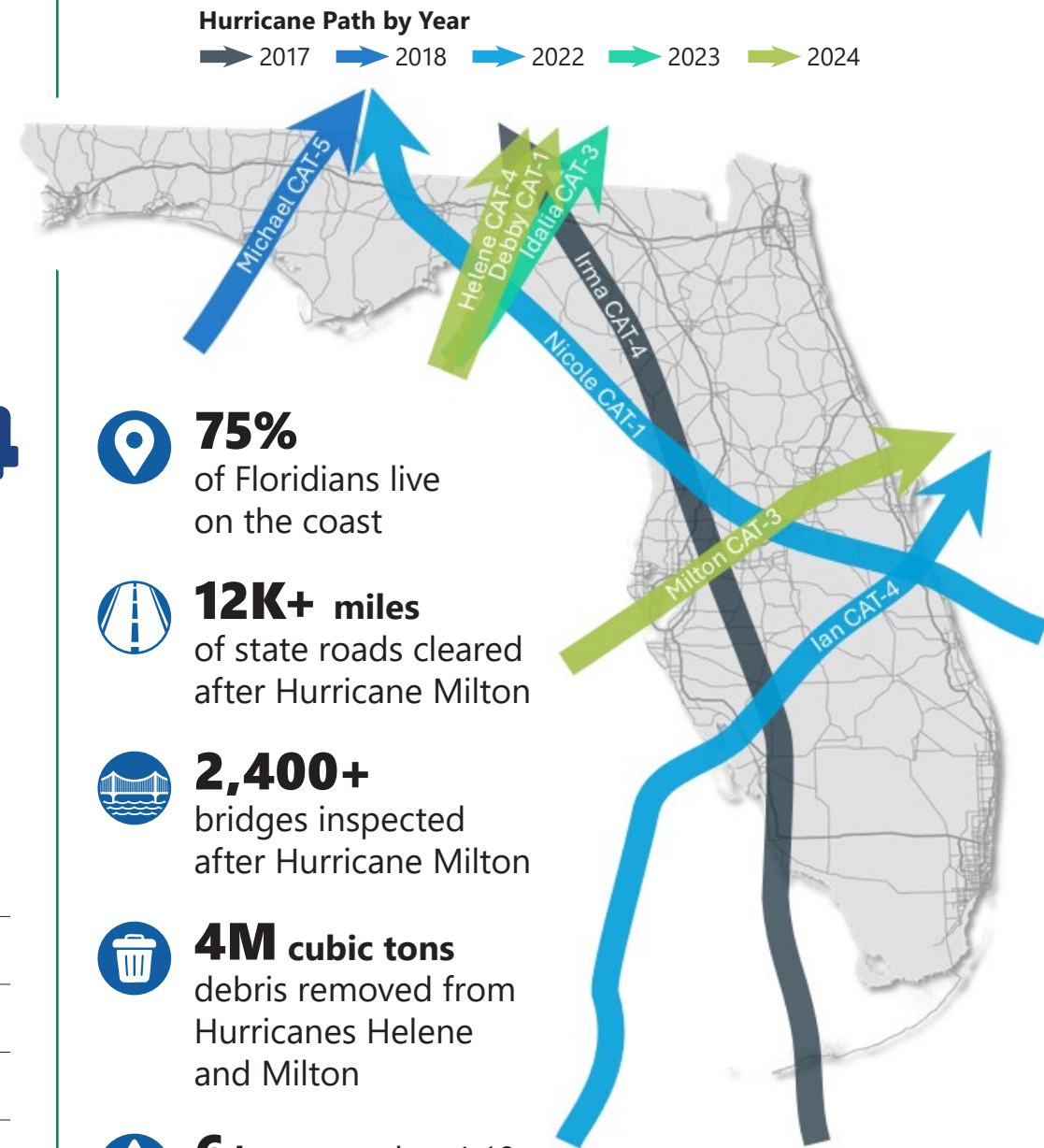
Trucks are a critical part of the state's supply chain, transporting **78% of goods**.

- 113.4M** Seaport Tonnage
- 674.6M** Truck Tonnage

### Florida Cargo Traffic Growth



## SWIFT RESPONSE TO DISASTERS



- 75%** of Floridians live on the coast
- 12K+** miles of state roads cleared after Hurricane Milton
- 2,400+** bridges inspected after Hurricane Milton
- 4M** cubic tons debris removed from Hurricanes Helene and Milton
- 6 hours** to clear I-10 after Hurricane Helene by pre-staged emergency crews

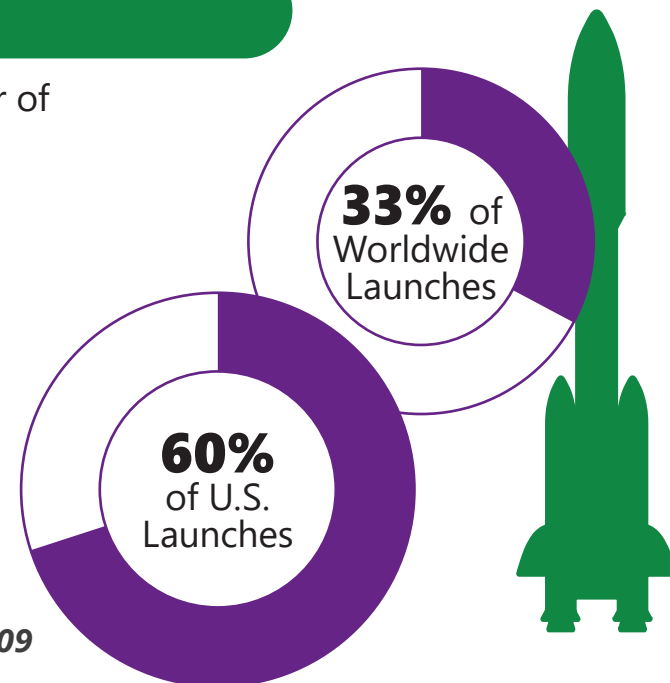
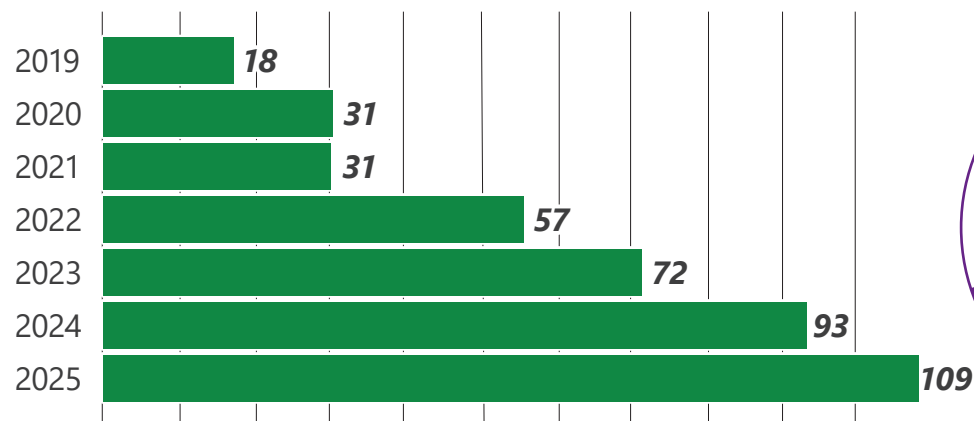
## EMBRACING THE FUTURE

Florida is a national leader in aviation, aerospace, and transportation technologies. FDOT is committed to integrating emerging technologies into the state's transportation infrastructure to better serve residents and visitors. Through proactive planning, testing, and deployment, FDOT is not only advancing transportation innovation but also setting a national standard for the adoption of cutting-edge mobility solutions.

### MAINTAINING AEROSPACE LEADERSHIP

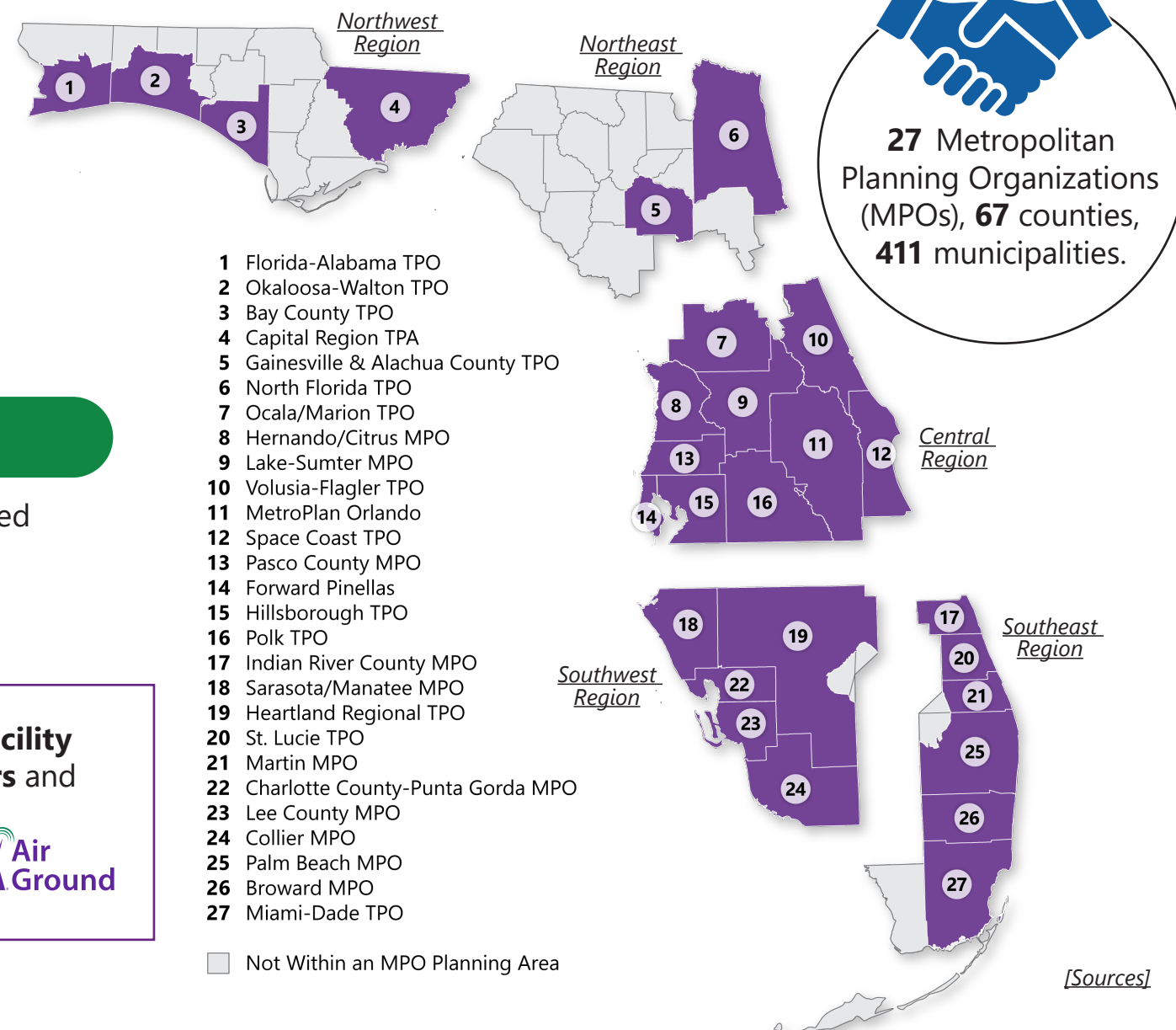
Florida outpaces every other country in the total number of space launches.

**Florida Space Launches (2019-2025)**



### MOVING FORWARD TOGETHER


Florida is home to a rich tapestry of communities, each with unique characteristics and transportation needs and priorities. FDOT will continue to partner with stakeholders to deliver innovative programs and projects that empower these thriving communities for a smarter future.



### DRIVING INNOVATION IN TRANSPORTATION

Florida maintains its role at the forefront of aerospace and transportation advancement through continued investment in workforce development, strategic partnerships, and high value research and innovation.

FDOT uses innovative technology to **test high-tech concrete** and is one of the nation's leading agencies **using reclaimed asphalt pavement mixture to conserve natural resources** and make efficient use of resurfacing funds.



The **Advanced Air Mobility (AAM)** market is projected to reach **\$1 Trillion** by 2040.

FDOT is **expanding the SunTrax facility to establish an AAM headquarters** and accelerate operational implementation of the state's AAM network.