

# PM1: Safety (All Public Roads)



Florida Department of Transportation  
Systems Forecasting & Trends Office

## Performance Management

October 2025

### OVERVIEW

The first of Federal Highway Administration's (FHWA) performance management rules establishes measures to assess safety on all public roads and the process for the Florida Department of Transportation (FDOT) and Florida's Metropolitan Planning Organizations (MPO) to establish and report their safety targets.\*

### PERFORMANCE MEASURES – APPLICABLE TO ALL PUBLIC ROADS

<b>NUMBER OF FATALITIES</b>	<i>The total number of persons suffering fatal injuries in a motor vehicle crash calculated based on a 5-year rolling average.</i>	<b>RATE OF SERIOUS INJURIES</b>	<i>The total number of serious injuries per 100 million VMT calculated based on a 5-year rolling average.</i>
<b>RATE OF FATALITIES</b>	<i>The total number of fatalities per 100 million vehicle miles traveled (VMT) calculated based on a 5-year rolling average</i>	<b>NUMBER OF NON-MOTORIZED FATALITIES AND NON-MOTORIZED SERIOUS INJURIES</b>	<i>The combined total number of non-motorized fatalities and non-motorized serious injuries involving a motor vehicle calculated based on a 5-year rolling average.</i>
<b>NUMBER OF SERIOUS INJURIES</b>	<i>The total number of persons suffering at least one serious injury in a motor vehicle crash calculated based on a 5-year rolling average.</i>		

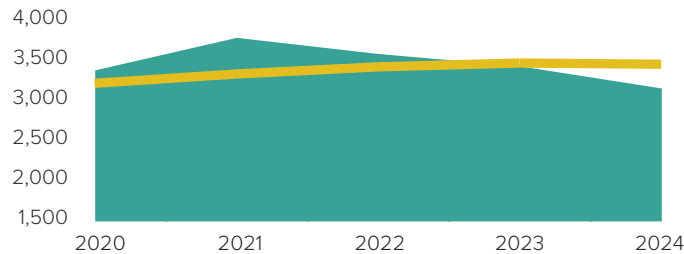
### TIMELINE



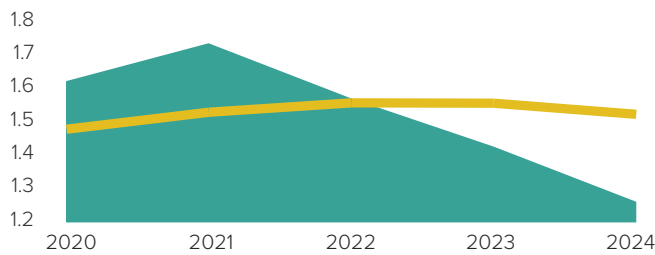
\* Please refer to the [fact sheet](#) addressing *MPO Requirements* for information about MPO targets and planning processes.

# EXISTING STATEWIDE CONDITIONS

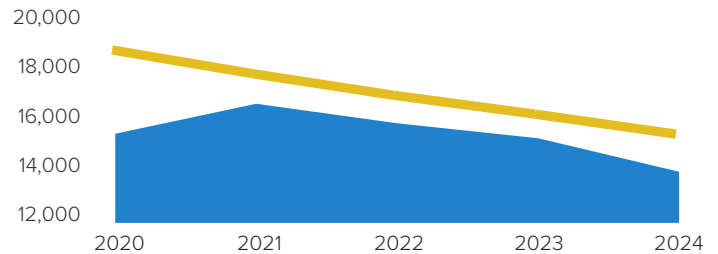
## ANNUAL FATALITIES



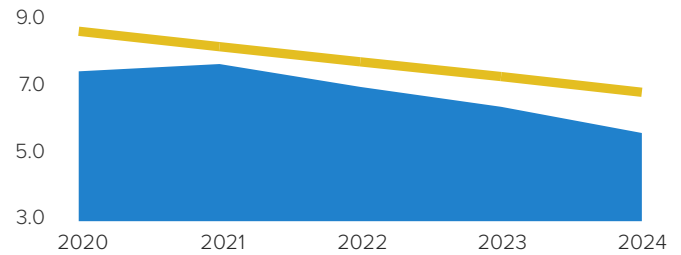
## FATALITY RATE (PER HUNDRED MILLION VMT)



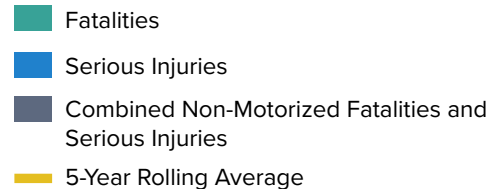
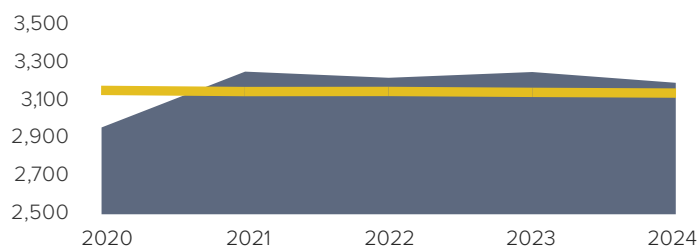
## ANNUAL SERIOUS INJURIES



## SERIOUS INJURY RATE (PER HUNDRED MILLION VMT)



## NUMBER OF NON-MOTORIZED FATALITIES AND SERIOUS INJURIES



This is the current data available.

Source: Signal Four Analytics: 2025

## STATEWIDE TARGETS

FDOT establishes statewide safety targets for the following calendar year as part of the [HSIP Annual Report](#), which must be submitted by August 31 each year.

Given FDOT's firm belief that every life counts, the target set for all safety performance measures is ZERO.

## MPO TARGETS

MPOs must set targets by February 27 of each year (within 180 days after FDOT sets targets). MPOs have the option of supporting the statewide targets or establishing their own targets for the MPO planning area.

MPOs must include the most recent reported performance and targets with each TIP update. The TIP must describe how the investments contribute to achieving the performance targets. The LRTP must include a System Performance Report that discusses the performance of the transportation system and progress achieved in meeting the targets over time.

## ASSESSMENT OF SIGNIFICANT PROGRESS

FHWA considers a state to have met or made significant progress when at least four of the five safety targets are met or the actual outcome is better than baseline performance. Florida is making progress towards achieving the targets established for serious injuries but not yet for fatalities or non-motorized users.

As requested by FHWA, FDOT annually develops an [HSIP Implementation Plan](#) to highlight strategies it will undertake in support of these targets. MPOs are encouraged to review this Plan each year to identify strategies appropriate for their planning area.

FHWA will not assess MPO target achievement. However, FHWA will review MPO adherence to performance management requirements as part of periodic transportation planning process reviews.

## FOR MORE INFORMATION PLEASE CONTACT

Rolando Valdes, Transportation Performance Coordinator

Florida Department of Transportation | Rolando.Valdes@dot.state.fl.us | (850) 414-4802