

MEMORANDUM

Date: February 5, 2020

To: Cesar Martinez, P.E., Trang Phan, Planning and Environmental Management Office,
Florida Department of Transportation District IV

From: Sheng Yang, P.E., PTOE, Alejandro Gomez, P.E., CTS Engineering, Inc.

Project: Pre-PD&E Support for Sebastian Bridge Replacement PD&E Study Origin-Destination
Data Collection

Origin-Destination Data Collection

Florida Department of Transportation (FDOT) is to replace of the SR A1A Bridge (880005) over the Sebastian Inlet located in Indian River County, Florida. CTS Engineering, Inc. was retained by FDOT for an Origin-Destination Data Collection along the Sebastian Bridge supporting the programmed Project Development & Environmental (PD&E) study. The data will help the Department to evaluate different construction alternatives. BlueTOAD Bluetooth equipment was deployed in this study area to capture vehicle OD patterns by detecting anonymous MAC addresses. This wireless identification number is used to connect Bluetooth technologies between mobile devices and vehicles.

The Origin-Destination data collection along the corridor was performed from November 12, 2019 through November 14, 2019 for 10 locations north and south of the Sebastian Bridge. The BlueTOAD Bluetooth devices were placed at the following locations:

- | | |
|---|--|
| <ul style="list-style-type: none">* On the bridge:<ul style="list-style-type: none">• SR A1A Sebastian Inlet Bridge* North of the Bridge:<ul style="list-style-type: none">• On SR A1A north of Long Point Road• On US 192 west of SR A1A• On SR A1A north of US 192 | <ul style="list-style-type: none">* South of the bridge:<ul style="list-style-type: none">• On CR 510 west of SR A1A• On CR 510 west of US-1• On SR A1A south of CR 510• On SR A1A north of Ocean Way• On US-1 north of CR 510 |
|---|--|

The Bluetooth devices locations are shown in Figure 1.

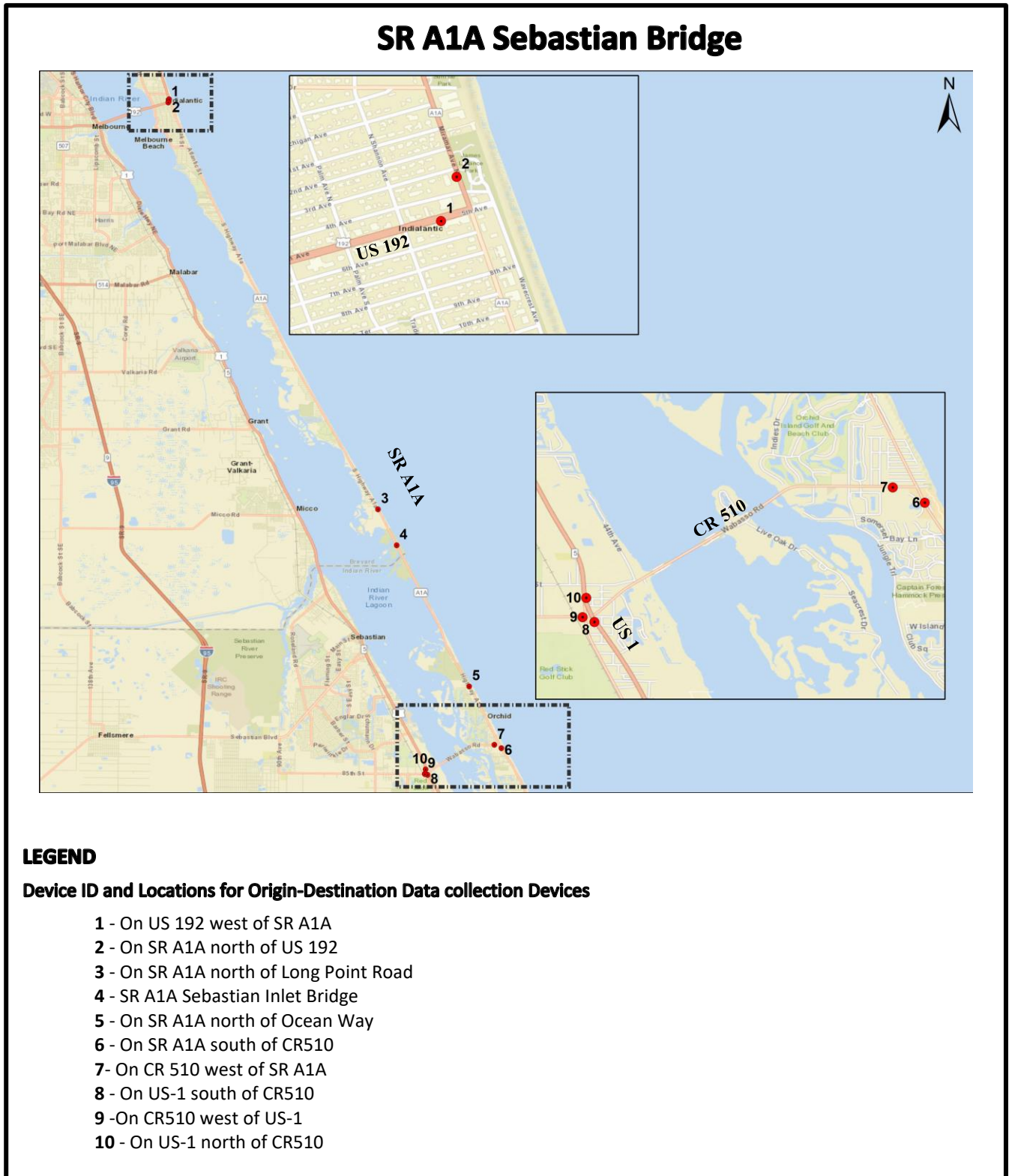


Figure 1 Bluetooth Device Locations

OD Trip demand tables were created using all 10 devices for the Daily, AM peak (6:00 AM. to 9:00 AM) and PM peak (4:00 PM. to 7:00 PM). The average Origin-Destination (OD) data for the Daily, AM Peak and PM Peak are show in **Table 1** through **Table 3**.

From the data presented in the average daily OD table, it shows that 89.7% (464 vehicles) traveling eastbound along US 192 are turning northbound on SR A1A and only 2.5% (13 vehicles) travel southbound along SR A1A towards the Sebastian Bridge. Similarly, 84.3% (332 vehicles) traveling southbound on SR A1A turn westbound on US 192 and only 3.8% (15 vehicles) continue southbound along SR A1A. Also, the average daily OD table show the travel patterns for vehicles traveling northbound along SR A1A/CR 510 intersection, contemplate a 57% of vehicles turning westbound on CR 510. The OD-Matrix pattern for the average AM and PM peak hour are similar to the average daily OD pattern. Since the OD data collection study area considers a broad zone, a specific OD-Demand Matrix was developed for a detailed understanding of the traffic patterns during the bridge reconstruction.

The OD network developed for the specific area along the Sebastian Bridge is shown in **Figure 2**. Device 3, located on SR A1A north of Long Point Road, was considered as the device to account for vehicles passing through the bridge. There was very low network signal at the bridge location, therefore we had low data counts on Device 4, which intended to account for “on the bridge” data collection. Nevertheless, Device 3 and Device 4 are less than 1.5 miles apart with undeveloped land use between them. **Table 4** shows the Bluetooth devices capture rate for all the devices from November 12, 2019 to November 14, 2019. **Appendix A** includes the 72-hour traffic counts along the bridge and adjacent intersections.

Table 1 Daily Average Summary- Origin-Destination of SR A1A Bridge over the Sebastian Inlet

From \ To	Device ID	Unit	US 1 south of CR 510 (8)	SR A1A south of CR 510 (6)	CR 510 west of SR A1A (7)	US 192 west of SR A1A (1)	SR A1A north of Long Point Road (3)	SR A1A north of US 192 (2)	CR 510 west of US 1 (9)	US 1 north of CR 510 (10)	SR A1A north of Ocean Way (5)	SR A1A north of Sebastian Inlet Bridge (4)	Total
US 1 south of CR 510	8	Volume		161	285	5	6	6	447	405	15	2	1,332
		%		12.1%	21.4%	0.4%	0.5%	0.5%	33.6%	30.4%	1.1%	0.2%	
SR A1A south of CR 510	6	Volume	203		507	5	19	8	85	30	28	5	890
		%	22.8%		57.0%	0.6%	2.1%	0.9%	9.6%	3.4%	3.1%	0.6%	
CR 510 west of SR A1A	7	Volume	325	513		3	25	5	154	50	48	3	1,126
		%	28.9%	45.6%		0.3%	2.2%	0.4%	13.7%	4.4%	4.3%	0.3%	
US 192 west of SR A1A	1	Volume	6	6	6		13	464	6	6	7	3	517
		%	1.2%	1.2%	1.2%		2.5%	89.7%	1.2%	1.2%	1.4%	0.6%	
SR A1A north of Long Point Road	3	Volume	10	12	20	13		15	15	7	37	10	139
		%	7.2%	8.6%	14.4%	9.4%		10.8%	10.8%	5.0%	26.6%	7.2%	
SR A1A north of US 192	2	Volume	7	8	6	332	15		7	5	9	5	394
		%	1.8%	2.0%	1.5%	84.3%	3.8%		1.8%	1.3%	2.3%	1.3%	
CR 510 west of US 1	9	Volume	666	110	187	5	17	9		455	35	3	1,487
		%	44.8%	7.4%	12.6%	0.3%	1.1%	0.6%		30.6%	2.4%	0.2%	
US 1 north of CR 510	10	Volume	393	44	81	6	8	5	444		15	2	998
		%	39.4%	4.4%	8.1%	0.6%	0.8%	0.5%	44.5%		1.5%	0.2%	
SR A1A north of Ocean Way	5	Volume	20	23	47	7	39	5	34	11		6	192
		%	10.4%	12.0%	24.5%	3.6%	20.3%	2.6%	17.7%	5.7%		3.1%	
SR A1A north of Sebastian Inlet Bridge	4	Volume	5	5	8	3	6	3	7	5	8		50
		%	10.0%	10.0%	16.0%	6.0%	12.0%	6.0%	14.0%	10.0%	16.0%		
Total			1,635	882	1,147	379	148	520	1,199	974	202	39	7,125

Table 2 AM Peak Average Summary- Origin-Destination of SR A1A Bridge over the Sebastian Inlet

From \ To	Device ID	Unit	US 1 south of CR 510 (8)	SR A1A south of CR 510 (6)	CR 510 west of SR A1A (7)	US 192 west of SR A1A (1)	SR A1A north of Long Point Road (3)	SR A1A north of US 192 (2)	CR 510 west of US 1 (9)	US 1 north of CR 510 (10)	SR A1A north of Ocean Way (5)	SR A1A north of Sebastian Inlet Bridge (4)	Total
US 1 south of CR 510	8	Volume		34	60	1	0	1	61	61	1	1	220
		%		15.5%	27.3%	0.5%	0.0%	0.5%	27.7%	27.7%	0.5%	0.5%	
SR A1A south of CR 510	6	Volume	23		62	1	2	1	10	2	5	1	107
		%	21.5%		57.9%	0.9%	1.9%	0.9%	9.3%	1.9%	4.7%	0.9%	
CR 510 west of SR A1A	7	Volume	43	114		0	2	0	18	6	10	1	194
		%	22.2%	58.8%		0.0%	1.0%	0.0%	9.3%	3.1%	5.2%	0.5%	
US 192 west of SR A1A	1	Volume	1	1	1		3	88	1	1	0	1	97
		%	1.0%	1.0%	1.0%		3.1%	90.7%	1.0%	1.0%	0.0%	1.0%	
SR A1A north of Long Point Road	3	Volume	3	3	5	1		1	5	0	7	3	28
		%	10.7%	10.7%	17.9%	3.6%		3.6%	17.9%	0.0%	25.0%	10.7%	
SR A1A north of US 192	2	Volume	1	1	1	73	3		1	1	2	1	84
		%	1.2%	1.2%	1.2%	86.9%	3.6%		1.2%	1.2%	2.4%	1.2%	
CR 510 west of US 1	9	Volume	143	27	51	0	2	0		74	7	1	305
		%	46.9%	8.9%	16.7%	0.0%	0.7%	0.0%		24.3%	2.3%	0.3%	
US 1 north of CR 510	10	Volume	84	9	20	1	1	0	89		3	1	208
		%	40.4%	4.3%	9.6%	0.5%	0.5%	0.0%	42.8%		1.4%	0.5%	
SR A1A north of Ocean Way	5	Volume	4	3	7	2	4	0	6	1		1	28
		%	14.3%	10.7%	25.0%	7.1%	14.3%	0.0%	21.4%	3.6%		3.6%	
SR A1A north of Sebastian Inlet Bridge	4	Volume	2	1	3	0	1	0	3	1	2		13
		%	15.4%	7.7%	23.1%	0.0%	7.7%	0.0%	23.1%	7.7%	15.4%		
Total			304	193	210	79	18	91	194	147	37	11	1,284

Table 3 PM Peak Average Summary- Origin-Destination of SR A1A Bridge over the Sebastian Inlet

From \ To	Device ID	Unit	US 1 south of CR 510 (8)	SR A1A south of CR 510 (6)	CR 510 west of SR A1A (7)	US 192 west of SR A1A (1)	SR A1A north of Long Point Road (3)	SR A1A north of US 192 (2)	CR 510 west of US 1 (9)	US 1 north of CR 510 (10)	SR A1A north of Ocean Way (5)	SR A1A north of Sebastian Inlet Bridge (4)	Total
US 1 south of CR 510	8	Volume		17	41	1	3	1	105	90	4	0	262
		%		6.5%	15.6%	0.4%	1.1%	0.4%	40.1%	34.4%	1.5%	0.0%	
SR A1A south of CR 510	6	Volume	37		103	0	6	3	18	6	6	1	180
		%	20.6%		57.2%	0.0%	3.3%	1.7%	10.0%	3.3%	3.3%	0.6%	
CR 510 west of SR A1A	7	Volume	65	76		1	6	2	34	9	9	1	203
		%	32.0%	37.4%		0.5%	3.0%	1.0%	16.7%	4.4%	4.4%	0.5%	
US 192 west of SR A1A	1	Volume	1	1	1		1	96	1	1	2	0	104
		%	1.0%	1.0%	1.0%		1.0%	92.3%	1.0%	1.0%	1.9%	0.0%	
SR A1A north of Long Point Road	3	Volume	1	3	3	2		5	1	2	7	1	25
		%	4.0%	12.0%	12.0%	8.0%		20.0%	4.0%	8.0%	28.0%	4.0%	
SR A1A north of US 192	2	Volume	1	1	1	66	2		2	1	1	1	76
		%	1.3%	1.3%	1.3%	86.8%	2.6%		2.6%	1.3%	1.3%	1.3%	
CR 510 west of US 1	9	Volume	115	16	27	1	5	2		100	7	1	274
		%	42.0%	5.8%	9.9%	0.4%	1.8%	0.7%		36.5%	2.6%	0.4%	
US 1 north of CR 510	10	Volume	71	6	12	2	0	1	70		2	0	164
		%	43.3%	3.7%	7.3%	1.2%	0.0%	0.6%	42.7%		1.2%	0.0%	
SR A1A north of Ocean Way	5	Volume	3	4	10	1	10	3	9	2		1	43
		%	7.0%	9.3%	23.3%	2.3%	23.3%	7.0%	20.9%	4.7%		2.3%	
SR A1A north of Sebastian Inlet Bridge	4	Volume	1	0	2	0	1	1	2	1	1		9
		%	11.1%	0.0%	22.2%	0.0%	11.1%	11.1%	22.2%	11.1%	11.1%		
Total			295	124	200	74	34	114	242	212	39	6	1,340

Table 4 PM Bluetooth Device Capture Rate

Device Location	ID	12-Nov-19			13-Nov-19			14-Nov-19		
		Captured Count	Tube Count	Capture Rate	Captured Count	Tube Count	Capture Rate	Captured Count	Tube Count	Capture Rate
CR 510 west of US 1	9	2,116	18,124	11.68%	1,924	17,600	10.93%	1,938	16,634	11.65%
SR A1A south of CR 510	6	3,094	8,545	36.21%	2,924	8,668	33.73%	2,963	9,154	32.37%
CR 510 west of SR A1A	7	3,271	8,534	38.33%	3,181	7,771	40.93%	3,384	8,188	41.33%
US 1 south of CR 510	8	9,600	31,274	30.70%	10,238	31,006	33.02%	10,096	26,352	38.31%
US 1 north of CR 510	10	1,660	21,071	7.88%	1,582	20,437	7.74%	1,568	20,912	7.50%
SR A1A north of Sebastian Inlet Bridge	4	43	3,257	1.32%	17	2,714	0.63%	10	2,525	0.40%
SR A1A north of Long Point Road	3	248	4,371	5.67%	228	4,051	5.63%	206	2,397	8.59%
SR A1A north of US 192	2	1,597	21,713	7.36%	1,420	21,267	6.68%	1,543	19,779	7.80%
SR A1A north of Ocean Way	5	303	N/A	N/A	238	N/A	N/A	319	N/A	N/A
US 192 west of SR A1A	1	51,516	N/A	N/A	18,622	N/A	N/A	19,376	N/A	N/A

Sebastian Bridge Closure Origin-Destination (OD) Assessment

To better understand the traffic pattern along SR A1A from CR 510 and US 192, especially when the bridge is closed during construction, how traffic will divert along CR 510 and US 192, a specific OD Demand Matrix was developed. Devices 1, 2, 3, 6 & 7 as shown below on **Figure 2** were used to establish OD trips considering bridge closure. The Origin-Destination (OD) data collected was summarized daily, AM peak (6:00 AM to 9:00 AM) and PM peak (4:00 PM to 7:00 PM) periods.

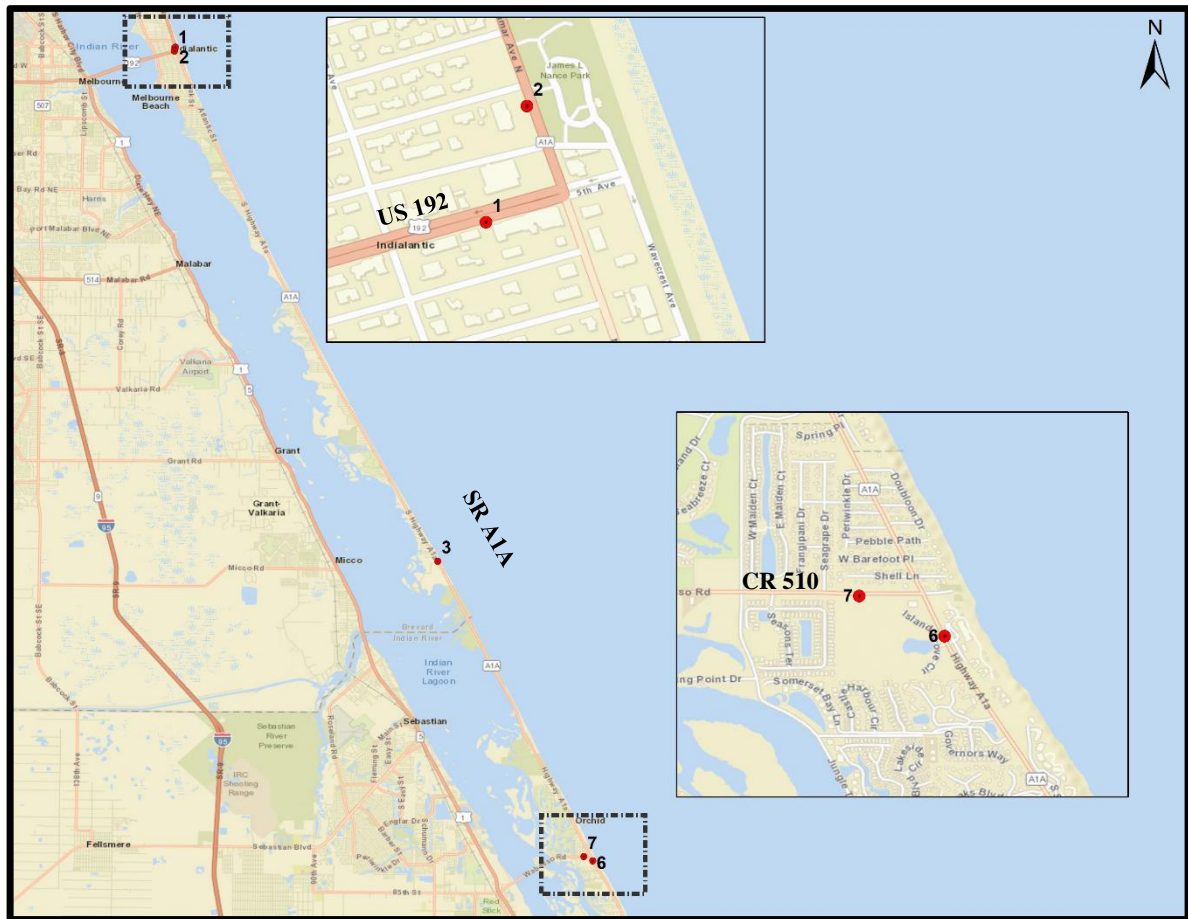


Figure 2 Origin-Destination Device Location

The average daily Origin-Destination data is shown in **Tables 5** and the three-day Origin-Destination daily data during weekdays are shown from **Tables 6 to Table 8**. For AM peak periods, the average Origin-Destination data during AM peak period are shown in **Tables 9** and the three-day Origin-Destination data during AM peak period are shown from **Tables 10 to Table 12**. For

PM the average Origin-Destination data during PM peak period are shown in **Tables 13** and the three-day Origin-Destination data during PM peak period are shown from **Tables 14** to **Table 16**.

From the data presented in the average daily summary shown on **Table 5**, the percentage of vehicles traveling northbound along SR A1A through Sebastian Bridge and turning westbound towards US 192 account for 21.7% (13 vehicles), while 25.0% (15 vehicles) continue northbound along SR A1A. Vehicles coming from south of CR 510 traveling northbound through the bridge account for only 3.5% (19 vehicles). For vehicles traveling SB along SR A1A through the studied bridge, 20.0% (12 vehicles) continue southbound along SR A1A and 33.3% (20 vehicles) will turn westbound towards CR 510. Vehicles coming from north of US 192 traveling southbound through the bridge account for only 4.2% (15 vehicles). The overall percentage of trips from and to the bridge account for less than 5% (60 vehicles) of the total trips along the study area. The OD-Matrix pattern at AM and PM peak hour are similar to the average daily OD patterns.

Potential traffic impacts of the bridge closure or half closure will be rerouted through the roadway network based on existing traffic patterns and likely paths. A1A south of the bridge and CR 510 are expected to experience some increase in traffic due to the impacts of the Sebastian Bridge.

Table 5 Average Daily Summary

From \ To	Device ID	Unit	SR A1A south of CR 510 (6)	CR 510 west of SR A1A (7)	US 192 west of SR A1A (1)	SR A1A north of Long Point Road (3)	SR A1A north of US 192 (2)	Total
SR A1A south of CR 510	6	Volume		507	5	19	8	539
		%		94.1%	0.9%	3.5%	1.5%	
CR 510 west of SR A1A	7	Volume	513		3	25	5	546
		%	94.0%		0.5%	4.6%	0.9%	
US 192 west of SR A1A	1	Volume	6	6		13	464	489
		%	1.2%	1.2%		2.7%	94.9%	
SR A1A north of Long Point Road	3	Volume	12	20	13		15	60
		%	20.0%	33.3%	21.7%		25.0%	
SR A1A north of US 192	2	Volume	8	6	332	15		361
		%	2.2%	1.7%	92.0%	4.2%		
Total			539	539	353	72	492	1,995

Table 6 Daily Summary- November 12, 2019

From \ To	Device ID	Unit	SR A1A south of CR 510 (6)	CR 510 west of SR A1A (7)	US 192 west of SR A1A (1)	SR A1A north of Long Point Road (3)	SR A1A north of US 192 (2)	Total
SRA1A south of CR 510	6	Volume		469	5	21	9	504
		%		93.1%	1.0%	4.2%	1.8%	
CR 510 west of SRA1A	7	Volume	491		4	22	2	519
		%	94.6%		0.8%	4.2%	0.4%	
US 192 west of SR A1A	1	Volume	7	5		19	472	503
		%	1.4%	1.0%		3.8%	93.8%	
SR A1A north of Long Point Road	3	Volume	10	15	18		18	61
		%	16.4%	24.6%	29.5%		29.5%	
SR A1A north of US 192	2	Volume	6	5	360	16		387
		%	1.6%	1.3%	93.0%	4.1%		
Total			514	494	387	78	501	1,974

Table 7 Daily Summary- November 13, 2019

From \ To	Device ID	Unit	SR A1A south of CR 510 (6)	CR 510 west of SR A1A (7)	US 192 west of SR A1A (1)	SR A1A north of Long Point Road (3)	SR A1A north of US 192 (2)	Total
SR A1A south of CR 510	6	Volume		542	8	17	6	573
		%		94.6%	1.4%	3.0%	1.0%	
CR 510 west of SR A1A	7	Volume	503		2	33	7	545
		%	92.3%		0.4%	6.1%	1.3%	
US 192 west of SR A1A	1	Volume	5	4		13	451	473
		%	1.1%	0.8%		2.7%	95.3%	
SR A1A north of Long Point Road	3	Volume	12	23	14		16	65
		%	18.5%	35.4%	21.5%		24.6%	
SR A1A north of US 192	2	Volume	7	3	333	12		355
		%	2.0%	0.8%	93.8%	3.4%		
Total			527	572	357	75	480	2,011

Table 8 Daily Summary- November 14, 2019

From \ To	Device ID	Unit	SR A1A south of CR 510 (6)	CR 510 west of SR A1A (7)	US 192 west of SR A1A (1)	SR A1A north of Long Point Road (3)	SR A1A north of US 192 (2)	Total
SR A1A south of CR 510	6	Volume		62	1	2	1	66
		%		93.9%	1.5%	3.0%	1.5%	
CR 510 west of SR A1A	7	Volume	114		0	2	0	116
		%	98.3%		0.0%	1.7%	0.0%	
US 192 west of SR A1A	1	Volume	1	1		3	88	93
		%	1.1%	1.1%		3.2%	94.6%	
SR A1A north of Long Point Road	3	Volume	3	5	1		1	10
		%	30.0%	50.0%	10.0%		10.0%	
SR A1A north of US 192	2	Volume	1	1	73	3		78
		%	1.3%	1.3%	93.6%	3.8%		
Total			119	69	75	10	90	363

Table 9 AM Peak Average Summary

From \ To	Device ID	Unit	SR A1A south of CR 510 (6)	CR 510 west of SR A1A (7)	US 192 west of SR A1A (1)	SR A1A north of Long Point Road (3)	SR A1A north of US 192 (2)	Total
SR A1A south of CR 510	6	Volume		511	2	18	8	539
		%		94.8%	0.4%	3.3%	1.5%	
CR 510 west of SR A1A	7	Volume	546		3	21	6	576
		%	94.8%		0.5%	3.6%	1.0%	
US 192 west of SR A1A	1	Volume	6	10		8	470	494
		%	1.2%	2.0%		1.6%	95.1%	
SR A1A north of Long Point Road	3	Volume	15	22	6		12	55
		%	27.3%	40.0%	10.9%		21.8%	
SR A1A north of US 192	2	Volume	12	11	304	16		343
		%	3.5%	3.2%	88.6%	4.7%		
Total			579	554	315	63	496	2,007

Table 10 AM Peak Summary- November12, 2019

From \ To	Device ID	Unit	SR A1A south of CR 510 (6)	CR 510 west of SR A1A (7)	US 192 west of SR A1A (1)	SR A1A north of Long Point Road (3)	SR A1A north of US 192 (2)	Total
SR A1A south of CR 510	6	Volume		49	1	2	0	52
		%		94.2%	1.9%	3.8%	0.0%	
CR 510 west of SR A1A	7	Volume	90		0	4	0	94
		%	95.7%		0.0%	4.3%	0.0%	
US 192 west of SR A1A	1	Volume	1	2		1	87	91
		%	1.1%	2.2%		1.1%	95.6%	
SR A1A north of Long Point Road	3	Volume	1	4	1		1	7
		%	14.3%	57.1%	14.3%		14.3%	
SR A1A north of US 192	2	Volume	1	3	82	1		87
		%	1.1%	3.4%	94.3%	1.1%		
Total			93	58	84	8	88	331

Table 11 AM Peak Summary- November 13, 2019

From \ To	Device ID	Unit	SR A1A south of CR 510 (6)	CR 510 west of SR A1A (7)	US 192 west of SR A1A (1)	SR A1A north of Long Point Road (3)	SR A1A north of US 192 (2)	Total
SR A1A south of CR 510	6	Volume		73	2	3	1	79
		%		92.4%	2.5%	3.8%	1.3%	
CR 510 west of SR A1A	7	Volume	131		0	2	0	133
		%	98.5%		0.0%	1.5%	0.0%	
US 192 west of SR A1A	1	Volume	0	0		3	88	91
		%	0.0%	0.0%		3.3%	96.7%	
SR A1A north of Long Point Road	3	Volume	4	7	2		0	13
		%	30.8%	53.8%	15.4%		0.0%	
SR A1A north of US 192	2	Volume	1	0	64	3		68
		%	1.5%	0.0%	94.1%	4.4%		
Total			136	80	68	11	89	384

Table 12 AM Peak Summary- November 14, 2019

From \ To	Device ID	Unit	SR A1A south of CR 510 (6)	CR 510 west of SR A1A (7)	US 192 west of SR A1A (1)	SR A1A north of Long Point Road (3)	SR A1A north of US 192 (2)	Total
SR A1A south of CR 510	6	Volume		65	0	2	1	68
		%		95.6%	0.0%	2.9%	1.5%	
CR 510 west of SR A1A	7	Volume	120		1	1	0	122
		%	98.4%		0.8%	0.8%	0.0%	
US 192 west of SR A1A	1	Volume	1	2		4	88	95
		%	1.1%	2.1%		4.2%	92.6%	
SR A1A north of Long Point Road	3	Volume	3	3	1		1	8
		%	37.5%	37.5%	12.5%		12.5%	
SR A1A north of US 192	2	Volume	2	1	73	4		80
		%	2.5%	1.3%	91.3%	5.0%		
Total			126	71	75	11	90	373

Table 13 PM Peak Average Summary

From \ To	Device ID	Unit	SR A1A south of CR 510 (6)	CR 510 west of SR A1A (7)	US 192 west of SR A1A (1)	SR A1A north of Long Point Road (3)	SR A1A north of US 192 (2)	Total
SR A1A south of CR 510	6	Volume		103	0	6	3	112
		%		92.0%	0.0%	5.4%	2.7%	
CR 510 west of SR A1A	7	Volume	76		1	6	2	85
		%	89.4%		1.2%	7.1%	2.4%	
US 192 west of SR A1A	1	Volume	1	1		1	96	99
		%	1.0%	1.0%		1.0%	97.0%	
SR A1A north of Long Point Road	3	Volume	3	3	2		5	13
		%	23.1%	23.1%	15.4%		38.5%	
SR A1A north of US 192	2	Volume	1	1	66	2		70
		%	1.4%	1.4%	94.3%	2.9%		
Total			81	108	69	15	106	379

Table 14 PM Peak Summary- November 12, 2019

To \ From	Device ID	Unit	SR A1A south of CR 510 (6)	CR 510 west of SR A1A (7)	US 192 west of SR A1A (1)	SR A1A north of Long Point Road (3)	SR A1A north of US 192 (2)	Total
SR A1A south of CR 510	6	Volume		96	1	7	4	108
		%		88.9%	0.9%	6.5%	3.7%	
CR 510 west of SR A1A	7	Volume	73		2	3	1	79
		%	92.4%		2.5%	3.8%	1.3%	
US 192 west of SR A1A	1	Volume	1	0		2	89	92
		%	1.1%	0.0%		2.2%	96.7%	
SR A1A north of Long Point Road	3	Volume	2	3	5		9	19
		%	10.5%	15.8%	26.3%		47.4%	
SR A1A north of US 192	2	Volume	1	1	83	1		86
		%	1.2%	1.2%	96.5%	1.2%		
Total			77	100	91	13	103	384

Table 15 PM Peak Summary- November 13, 2019

From \ To	Device ID	Unit	SR A1A south of CR 510 (6)	CR 510 west of SR A1A (7)	US 192 west of SR A1A (1)	SR A1A north of Long Point Road (3)	SR A1A north of US 192 (2)	Total
SR A1A south of CR 510	6	Volume		108	0	5	2	115
		%		93.9%	0.0%	4.3%	1.7%	
CR 510 west of SR A1A	7	Volume	72		0	8	2	82
		%	87.8%		0.0%	9.8%	2.4%	
US 192 west of SR A1A	1	Volume	1	1		2	103	107
		%	0.9%	0.9%		1.9%	96.3%	
SR A1A north of Long Point Road	3	Volume	4	4	0		4	12
		%	33.3%	33.3%	0.0%		33.3%	
SR A1A north of US 192	2	Volume	0	1	68	1		70
		%	0.0%	1.4%	97.1%	1.4%		
Total			77	114	68	16	111	386

Table 16 PM Peak Summary- November 14, 2019

From \ To	Device ID	Unit	SR A1A south of CR 510 (6)	CR 510 west of SR A1A (7)	US 192 west of SR A1A (1)	SR A1A north of Long Point Road (3)	SR A1A north of US 192 (2)	Total
SR A1A south of CR 510	6	Volume		106	0	7	2	115
		%		92.2%	0.0%	6.1%	1.7%	
CR 510 west of SR A1A	7	Volume	83		0	6	2	91
		%	91.2%		0.0%	6.6%	2.2%	
US 192 west of SR A1A	1	Volume	1	2		0	96	99
		%	1.0%	2.0%		0.0%	97.0%	
SR A1A north of Long Point Road	3	Volume	2	2	0		3	7
		%	28.6%	28.6%	0.0%		42.9%	
SR A1A north of US 192	2	Volume	3	1	48	4		56
		%	5.4%	1.8%	85.7%	7.1%		
Total			89	111	48	17	103	368

Appendix A

72-hour Traffic Counts

10232 NW 47 Street
 Sunrise FL,33351
 954.451.3795

A1A & CR 510 - East Leg (EB)
 72 Hrs. bi-directional volume counts
 (12/10/2019 to 12/12/2019)

A1A & CR 510
 East leg

Start Time	Tue 10-Dec-19	<-----Quarter		Hour----->		Hour Total	
		1st	2nd	3rd	4th		
12:00 AM		6	2	4	3	15	
01:00		0	0	0	0	0	
02:00		0	0	0	0	0	
03:00		0	0	1	0	1	
04:00		0	0	0	0	0	
05:00		0	3	2	0	5	
06:00		2	2	6	9	19	
07:00		12	10	14	14	50	
08:00		18	14	10	11	53	
09:00		14	7	12	12	45	
10:00		18	13	20	14	65	
11:00		12	18	26	23	79	
12:00 PM		47	34	24	31	136	
01:00		20	28	20	23	91	
02:00		24	14	12	12	62	
03:00		18	20	18	15	71	
04:00		16	22	13	16	67	
05:00		9	4	6	6	25	
06:00		5	4	5	1	15	
07:00		0	1	2	3	6	
08:00		2	0	0	1	3	
09:00		0	0	0	0	0	
10:00		0	0	1	0	1	
11:00		0	1	0	0	1	
Day Total						810	

10232 NW 47 Street
 Sunrise FL,33351
 954.451.3795

A1A & CR 510 - East Leg (EB)
 72 Hrs. bi-directional volume counts
 (12/10/2019 to 12/12/2019)

A1A & CR 510
 East leg

Start Time	Wed 11-Dec-19	<-----Quarter		Hour----->		Hour Total	
		1st	2nd	3rd	4th		
12:00 AM		0	0	0	0	0	
01:00		0	0	0	0	0	
02:00		0	0	0	0	0	
03:00		0	0	0	1	1	
04:00		0	0	0	0	0	
05:00		1	0	0	1	2	
06:00		4	2	2	6	14	
07:00		11	10	9	20	50	
08:00		8	9	15	18	50	
09:00		8	7	12	9	36	
10:00		14	10	10	12	46	
11:00		18	10	14	14	56	
12:00 PM		31	36	24	22	113	
01:00		16	28	22	24	90	
02:00		24	14	10	10	58	
03:00		14	10	16	8	48	
04:00		14	8	5	16	43	
05:00		13	12	13	2	40	
06:00		5	3	3	2	13	
07:00		5	0	1	2	8	
08:00		1	0	0	1	2	
09:00		2	0	0	0	2	
10:00		0	0	0	0	0	
11:00		0	0	0	0	0	
Day Total						672	

10232 NW 47 Street
 Sunrise FL,33351
 954.451.3795

A1A & CR 510 - East Leg (EB)
 72 Hrs. bi-directional volume counts
 (12/10/2019 to 12/12/2019)

A1A & CR 510
 East leg

Start Time	Thu 12-Dec-19	<-----Quarter		Hour----->		Hour Total	
		1st	2nd	3rd	4th		
12:00 AM		0	0	0	0	0	
01:00		0	0	1	1	2	█
02:00		2	0	0	0	2	█
03:00		0	0	0	2	2	█
04:00		2	0	0	1	3	█
05:00		0	4	0	0	4	█
06:00		3	2	2	4	11	█
07:00		11	10	9	9	39	█
08:00		11	3	10	16	40	█
09:00		6	9	12	4	31	█
10:00		8	12	8	9	37	█
11:00		10	15	8	10	43	█
12:00 PM		20	9	12	14	55	█
01:00		6	8	4	6	24	█
02:00		2	7	3	12	24	█
03:00		6	6	6	6	24	█
04:00		2	4	4	4	14	█
05:00		12	6	3	2	23	█
06:00		0	0	6	0	6	█
07:00		0	0	1	1	2	█
08:00		0	0	0	0	0	
09:00		1	1	0	0	2	█
10:00		0	0	0	0	0	
11:00		0	0	0	0	0	
Day Total						388	
Grand Total						1870	

ADT




















ADT 623

AADT 623

10232 NW 47 Street
 Sunrise FL,33351
 954.451.3795

A1A & CR 510 - East Leg (WB)
 72 Hrs. bi-directional volume counts
 (12/10/2019 to 12/12/2019)

A1A & CR 510
 East leg

Start Time	Tue 10-Dec-19	<-----Quarter		Hour----->		Hour Total	
		1st	2nd	3rd	4th		
12:00 AM		1	0	0	6	7	
01:00		0	0	0	0	0	
02:00		0	0	0	0	0	
03:00		0	0	1	0	1	
04:00		0	0	0	0	0	
05:00		0	1	1	2	4	
06:00		5	2	10	14	31	
07:00		15	10	16	14	55	
08:00		16	10	12	22	60	
09:00		11	13	14	16	54	
10:00		14	14	24	18	70	
11:00		22	15	36	38	111	
12:00 PM		49	24	28	16	117	
01:00		26	32	14	18	90	
02:00		20	14	16	10	60	
03:00		14	21	10	17	62	
04:00		8	16	12	8	44	
05:00		4	6	2	3	15	
06:00		5	2	2	2	11	
07:00		0	1	1	2	4	
08:00		1	0	0	1	2	
09:00		0	0	0	0	0	
10:00		0	0	0	0	0	
11:00		0	1	0	0	1	
Day Total						799	

10232 NW 47 Street
 Sunrise FL,33351
 954.451.3795

A1A & CR 510 - East Leg (WB)
 72 Hrs. bi-directional volume counts
 (12/10/2019 to 12/12/2019)

A1A & CR 510
 East leg

Start Time	Wed 11-Dec-19	<-----Quarter		Hour----->		Hour Total	
		1st	2nd	3rd	4th		
12:00 AM		0	0	0	0	0	
01:00		0	0	0	0	0	
02:00		0	0	0	0	0	
03:00		0	0	0	1	1	
04:00		0	0	0	0	0	
05:00		0	2	0	1	3	
06:00		2	3	4	12	21	
07:00		21	18	16	18	73	
08:00		10	13	22	15	60	
09:00		8	8	15	10	41	
10:00		6	8	12	9	35	
11:00		16	20	16	24	76	
12:00 PM		30	26	26	26	108	
01:00		20	22	18	28	88	
02:00		15	11	14	12	52	
03:00		4	14	10	12	40	
04:00		20	10	6	8	44	
05:00		10	10	8	4	32	
06:00		4	4	2	0	10	
07:00		1	0	1	1	3	
08:00		1	0	0	2	3	
09:00		1	0	0	0	1	
10:00		0	0	0	0	0	
11:00		0	0	0	0	0	
Day Total						691	

10232 NW 47 Street
 Sunrise FL,33351
 954.451.3795

A1A & CR 510 - East Leg (WB)
 72 Hrs. bi-directional volume counts
 (12/10/2019 to 12/12/2019)

A1A & CR 510
 East leg

Start Time	Thu 12-Dec-19	<-----Quarter		Hour----->		Hour Total
		1st	2nd	3rd	4th	
12:00 AM		0	0	0	0	0
01:00		0	1	0	2	3
02:00		2	0	0	0	2
03:00		0	0	0	1	1
04:00		2	0	1	0	3
05:00		0	0	0	1	1
06:00		0	4	2	2	8
07:00		18	6	7	7	38
08:00		10	7	10	20	47
09:00		12	10	8	6	36
10:00		12	10	12	6	40
11:00		6	12	8	13	39
12:00 PM		14	8	16	4	42
01:00		6	8	5	6	25
02:00		3	8	10	2	23
03:00		4	8	6	6	24
04:00		3	3	4	8	18
05:00		4	5	1	1	11
06:00		0	2	2	0	4
07:00		0	0	1	2	3
08:00		0	0	0	2	2
09:00		0	1	1	0	2
10:00		0	0	0	0	0
11:00		0	0	0	0	0
Day Total						372
Grand Total						1862

ADT

ADT 621

AADT 621

10232 NW 47 Street
 Sunrise FL,33351
 954.451.3795

A1A & CR 510 North Leg - NB
 72 Hrs. bi-directional volume counts
 (11/12/2019 to 11/14/2019)

A1A & CR 510
 North Leg

Start Time	Thu 14-Nov-19	<-----Quarter		Hour----->		Hour Total	
		1st	2nd	3rd	4th		
12:00 AM		1	2	2	0	5	
01:00		1	1	0	0	2	
02:00		0	1	1	1	3	
03:00		0	2	1	0	3	
04:00		1	0	7	9	17	█
05:00		6	8	18	37	69	█████
06:00		17	18	20	30	85	███████
07:00		35	80	66	76	257	████████████████████
08:00		78	72	66	94	310	████████████████████████████
09:00		75	67	52	78	272	██████████████████████████
10:00		48	64	65	60	237	████████████████████████
11:00		70	65	75	74	284	██████████████████████████
12:00 PM		60	80	66	67	273	██████████████████████████
01:00		56	46	55	56	213	████████████████████████
02:00		64	54	59	50	227	████████████████████████
03:00		54	60	46	64	224	████████████████████████
04:00		61	54	48	56	219	████████████████████████
05:00		44	60	45	39	188	████████████████████████
06:00		32	24	18	25	99	████████████████████
07:00		20	23	20	15	78	████████████████████
08:00		11	26	17	14	68	████████████████████
09:00		17	18	24	10	69	████████████████████
10:00		8	14	8	6	36	████████████████
11:00		7	4	4	8	23	██████████████
Day Total						3261	
Grand Total						9906	

ADT

ADT 3,302

AADT 3,302

10232 NW 47 Street
Sunrise FL, 33351
954.451.3795

A1A & CR 510 North Leg - SB 72 Hrs. bi-directional volume counts (11/12/2019 to 11/14/2019)

A1A & CR 510
North Leg

Start Time	Tue 12-Nov-19	<-----Quarter		Hour----->		Hour Total	
		1st	2nd	3rd	4th		
12:00 AM		5	3	0	3	11	█
01:00		5	2	1	1	9	█
02:00		1	1	1	3	6	█
03:00		1	4	2	1	8	█
04:00		1	2	3	1	7	█
05:00		2	3	11	12	28	█
06:00		15	12	24	26	77	█
07:00		28	36	66	53	183	█
08:00		47	64	50	75	236	█
09:00		58	38	65	54	215	█
10:00		52	63	86	70	271	█
11:00		70	80	73	75	298	█
12:00 PM		96	80	89	74	339	█
01:00		71	68	145	104	388	█
02:00		78	84	104	110	376	█
03:00		114	104	83	98	399	█
04:00		138	75	103	76	392	█
05:00		84	76	56	37	253	█
06:00		38	51	24	19	132	█
07:00		18	10	14	16	58	█
08:00		8	8	8	8	32	█
09:00		8	7	6	16	37	█
10:00		7	5	4	2	18	█
11:00		4	1	2	4	11	█
Day Total						3784	

10232 NW 47 Street
 Sunrise FL,33351
 954.451.3795

A1A & CR 510 North Leg - SB
 72 Hrs. bi-directional volume counts
 (11/12/2019 to 11/14/2019)

A1A & CR 510
 North Leg

Start Time	Wed 13-Nov-19	<-----Quarter		Hour----->		Hour Total	
		1st	2nd	3rd	4th		
12:00 AM		1	3	7	4	15	■
01:00		3	1	0	3	7	■
02:00		2	1	0	1	4	■
03:00		0	2	0	1	3	■
04:00		3	1	4	2	10	■
05:00		5	5	7	24	41	■
06:00		13	14	12	27	66	■
07:00		19	39	42	56	156	■
08:00		39	45	62	49	195	■
09:00		56	50	64	68	238	■
10:00		60	56	54	58	228	■
11:00		70	82	82	98	332	■
12:00 PM		80	72	75	52	279	■
01:00		64	60	58	65	247	■
02:00		70	60	68	58	256	■
03:00		103	83	90	82	358	■
04:00		81	55	88	36	260	■
05:00		80	47	52	31	210	■
06:00		34	28	16	20	98	■
07:00		16	7	10	5	38	■
08:00		30	18	15	9	72	■
09:00		9	8	12	11	40	■
10:00		12	6	10	4	32	■
11:00		5	2	1	1	9	■
Day Total						3194	

10232 NW 47 Street
 Sunrise FL,33351
 954.451.3795

A1A & CR 510 North Leg - SB
 72 Hrs. bi-directional volume counts
 (11/12/2019 to 11/14/2019)

A1A & CR 510
 North Leg

Start Time	Thu 14-Nov-19	<-----Quarter		Hour----->		Hour Total	
		1st	2nd	3rd	4th		
12:00 AM		6	3	4	1	14	■
01:00		1	4	5	1	11	■
02:00		0	3	1	0	4	■
03:00		0	1	3	0	4	■
04:00		2	1	2	1	6	■
05:00		1	2	8	16	27	■
06:00		12	11	24	16	63	■
07:00		34	29	58	49	170	■
08:00		50	48	56	48	202	■
09:00		42	51	62	65	220	■
10:00		60	58	53	72	243	■
11:00		74	63	82	92	311	■
12:00 PM		99	66	84	60	309	■
01:00		66	64	61	68	259	■
02:00		77	60	76	92	305	■
03:00		76	90	106	82	354	■
04:00		104	63	102	68	337	■
05:00		71	48	59	50	228	■
06:00		33	30	25	22	110	■
07:00		20	13	19	9	61	■
08:00		13	6	18	8	45	■
09:00		13	8	12	6	39	■
10:00		4	0	6	8	18	■
11:00		7	7	6	3	23	■
Day Total						3363	
Grand Total						10341	

ADT

ADT 3,447

AADT 3,447

10232 NW 47 Street
 Sunrise FL,33351
 954.451.3795

A1A & CR 510 South Leg - NB
 72 Hrs. bi-directional volume counts
 (11/12/2019 to 11/14/2019)

A1A & CR 510
 South leg

Start Time	Tue 12-Nov-19	<-----Quarter		Hour----->		Hour Total	
		1st	2nd	3rd	4th		
12:00 AM		5	2	8	4	19	■
01:00		3	4	1	2	10	■
02:00		4	0	1	0	5	■
03:00		3	4	4	1	12	■
04:00		2	4	4	11	21	■
05:00		8	18	30	29	85	■
06:00		20	17	17	14	68	■
07:00		31	50	50	69	200	■
08:00		54	78	72	67	271	■
09:00		78	62	75	82	297	■
10:00		72	73	70	95	310	■
11:00		80	98	82	78	338	■
12:00 PM		76	74	38	22	210	■
01:00		32	18	37	22	109	■
02:00		26	29	32	34	121	■
03:00		55	72	82	106	315	■
04:00		149	96	102	92	439	■
05:00		106	71	68	65	310	■
06:00		62	46	37	26	171	■
07:00		25	17	22	20	84	■
08:00		24	21	17	17	79	■
09:00		10	14	17	16	57	■
10:00		9	8	11	5	33	■
11:00		12	6	7	2	27	■
Day Total						3591	

10232 NW 47 Street
 Sunrise FL,33351
 954.451.3795

A1A & CR 510 South Leg - NB
 72 Hrs. bi-directional volume counts
 (11/12/2019 to 11/14/2019)

A1A & CR 510
 South leg

Start Time	Wed 13-Nov-19	<-----Quarter		Hour----->		Hour Total	
		1st	2nd	3rd	4th		
12:00 AM		2	0	3	1	6	
01:00		1	1	2	1	5	
02:00		1	0	0	0	1	
03:00		2	1	3	1	7	
04:00		2	8	0	4	14	
05:00		5	9	4	6	24	
06:00		10	18	15	32	75	
07:00		28	48	43	59	178	
08:00		53	72	69	62	256	
09:00		78	66	80	77	301	
10:00		83	68	96	97	344	
11:00		78	99	92	82	351	
12:00 PM		104	86	80	70	340	
01:00		86	98	76	94	354	
02:00		100	82	96	76	354	
03:00		112	88	105	129	434	
04:00		128	119	98	103	448	
05:00		91	76	77	60	304	
06:00		46	30	38	21	135	
07:00		26	25	26	21	98	
08:00		21	16	23	5	65	
09:00		18	18	29	12	77	
10:00		26	12	9	11	58	
11:00		13	5	4	2	24	
Day Total						4253	

10232 NW 47 Street
 Sunrise FL,33351
 954.451.3795

A1A & CR 510 South Leg - NB
 72 Hrs. bi-directional volume counts
 (11/12/2019 to 11/14/2019)

A1A & CR 510
 South leg

Start Time	Thu 14-Nov-19	<-----Quarter		Hour----->		Hour Total	
		1st	2nd	3rd	4th		
12:00 AM		5	3	4	0	12	
01:00		1	0	0	1	2	
02:00		1	2	0	0	3	
03:00		2	1	1	1	5	
04:00		2	0	2	5	9	
05:00		6	3	4	6	19	
06:00		9	14	12	26	61	
07:00		34	48	45	66	193	
08:00		68	62	72	62	264	
09:00		78	76	101	82	337	
10:00		72	90	102	77	341	
11:00		84	89	117	112	402	
12:00 PM		95	98	82	76	351	
01:00		72	106	96	92	366	
02:00		92	95	96	98	381	
03:00		109	120	127	123	479	
04:00		122	90	94	90	396	
05:00		104	84	70	69	327	
06:00		49	39	38	26	152	
07:00		18	29	17	18	82	
08:00		25	32	19	20	96	
09:00		16	15	22	16	69	
10:00		22	21	17	6	66	
11:00		26	16	13	7	62	
Day Total						4475	
Grand Total						12319	

ADT

ADT 4,106

AADT 4,106

10232 NW 47 Street
 Sunrise FL,33351
 954.451.3795

A1A & CR 510 South Leg - SB
 72 Hrs. bi-directional volume counts
 (11/12/2019 to 11/14/2019)

A1A & CR 510
 South Leg

Start Time	Tue 12-Nov-19	<-----Quarter		Hour----->		Hour Total	
		1st	2nd	3rd	4th		
12:00 AM		1	0	4	1	6	
01:00		2	3	0	0	5	
02:00		0	1	0	1	2	
03:00		2	1	2	0	5	
04:00		0	1	3	3	7	
05:00		5	8	12	15	40	
06:00		15	22	37	54	128	
07:00		64	90	121	127	402	
08:00		84	108	100	114	406	
09:00		90	74	96	81	341	
10:00		81	96	88	74	339	
11:00		84	94	86	108	372	
12:00 PM		122	124	132	115	493	
01:00		104	93	154	156	507	
02:00		140	108	108	110	466	
03:00		95	79	98	82	354	
04:00		106	75	78	90	349	
05:00		69	78	62	62	271	
06:00		56	44	45	37	182	
07:00		26	17	40	23	106	
08:00		19	22	21	15	77	
09:00		25	10	11	14	60	
10:00		6	6	7	5	24	
11:00		4	2	0	6	12	
Day Total						4954	

10232 NW 47 Street
 Sunrise FL,33351
 954.451.3795

A1A & CR 510 South Leg - SB
 72 Hrs. bi-directional volume counts
 (11/12/2019 to 11/14/2019)

A1A & CR 510
 South Leg

Start Time	Wed 13-Nov-19	<-----Quarter		Hour----->		Hour Total	
		1st	2nd	3rd	4th		
12:00 AM		1	0	4	1	6	
01:00		2	3	0	0	5	
02:00		0	1	0	1	2	
03:00		0	1	0	2	3	
04:00		2	2	3	7	14	
05:00		10	10	9	18	47	
06:00		20	16	31	56	123	
07:00		55	112	122	110	399	
08:00		110	100	97	140	447	
09:00		90	88	72	88	338	
10:00		84	80	78	72	314	
11:00		84	90	106	106	386	
12:00 PM		83	93	130	94	400	
01:00		82	68	83	88	321	
02:00		82	78	82	77	319	
03:00		84	107	78	77	346	
04:00		64	72	75	56	267	
05:00		60	64	58	60	242	
06:00		38	41	25	40	144	
07:00		23	33	20	19	95	
08:00		33	26	20	14	93	
09:00		17	16	10	8	51	
10:00		17	6	11	4	38	
11:00		4	4	3	4	15	
Day Total						4415	

10232 NW 47 Street
Sunrise FL, 33351
954.451.3795

A1A & CR 510 South Leg - SB 72 Hrs. bi-directional volume counts (11/12/2019 to 11/14/2019)

A1A & CR 510
South Leg

Start Time	Thu 14-Nov-19	<-----Quarter		Hour----->		Hour Total	
		1st	2nd	3rd	4th		
12:00 AM		6	4	2	0	12	█
01:00		1	0	3	1	5	█
02:00		0	1	0	1	2	█
03:00		2	1	2	0	5	█
04:00		0	1	3	3	7	█
05:00		5	8	17	18	48	█
06:00		14	16	40	49	119	█
07:00		66	94	134	137	431	█
08:00		102	102	98	106	408	█
09:00		87	82	102	84	355	█
10:00		75	81	65	78	299	█
11:00		90	89	100	114	393	█
12:00 PM		135	99	94	91	419	█
01:00		94	82	82	106	364	█
02:00		107	82	88	106	383	█
03:00		78	86	90	115	369	█
04:00		97	86	77	84	344	█
05:00		75	63	62	50	250	█
06:00		50	32	48	39	169	█
07:00		30	32	24	24	110	█
08:00		21	17	39	26	103	█
09:00		24	17	8	8	57	█
10:00		4	2	0	6	12	█
11:00		4	4	3	4	15	█
Day Total						4679	
Grand Total						14048	

ADT

ADT 4,683

AADT 4,683

10232 NW 47 Street
 Sunrise FL,33351
 954.451.3795

A1A & CR 510 West Leg - EB
 72 Hrs. bi-directional volume counts
 (11/12/2019 to 11/14/2019)

A1A & CR 510
 West leg (EB)

Start Time	Thu 14-Nov-19	<-----Quarter		Hour----->		Hour Total	
		1st	2nd	3rd	4th		
12:00 AM		3	3	4	0	10	█
01:00		1	1	2	0	4	█
02:00		0	0	1	1	2	█
03:00		1	1	2	0	4	█
04:00		0	0	8	11	19	█
05:00		8	14	25	40	87	█
06:00		22	22	46	52	142	█
07:00		73	94	109	126	402	█
08:00		90	104	96	112	402	█
09:00		90	86	76	92	344	█
10:00		58	63	75	79	275	█
11:00		76	68	74	83	301	█
12:00 PM		85	81	74	76	316	█
01:00		84	74	71	79	308	█
02:00		78	64	71	71	284	█
03:00		59	59	61	83	262	█
04:00		70	68	55	62	255	█
05:00		66	66	52	49	233	█
06:00		49	36	41	38	164	█
07:00		34	38	23	28	123	█
08:00		18	27	38	26	109	█
09:00		23	25	13	13	74	█
10:00		15	22	12	9	58	█
11:00		8	8	9	10	35	█
Day Total						4213	
Grand Total						12533	

ADT

ADT 4,178

AADT 4,178

10232 NW 47 Street
 Sunrise FL,33351
 954.451.3795

A1A & CR 510 West Leg - WB
 72 Hrs. bi-directional volume counts
 (11/12/2019 to 11/14/2019)

A1A & CR 510
 West Leg (WB)

Start Time	Wed 13-Nov-19	<-----Quarter		Hour----->		Hour Total	
		1st	2nd	3rd	4th		
12:00 AM		2	3	6	6	17	■
01:00		4	0	1	3	8	■
02:00		2	0	0	0	2	■
03:00		2	2	1	2	7	■
04:00		2	3	4	3	12	■
05:00		10	9	11	16	46	■
06:00		17	20	22	36	95	■
07:00		22	32	39	54	147	■
08:00		45	51	55	37	188	■
09:00		65	61	71	71	268	■
10:00		77	54	80	86	297	■
11:00		78	74	70	88	310	■
12:00 PM		86	85	64	52	287	■
01:00		66	81	73	70	290	■
02:00		84	76	103	73	336	■
03:00		110	98	107	99	414	■
04:00		116	102	95	81	394	■
05:00		101	63	66	40	270	■
06:00		46	31	32	23	132	■
07:00		28	11	23	20	82	■
08:00		28	16	24	7	75	■
09:00		21	17	25	19	82	■
10:00		22	14	13	11	60	■
11:00		18	3	5	3	29	■
Day Total						3848	

10232 NW 47 Street
 Sunrise FL,33351
 954.451.3795

A1A & CR 510 West Leg - WB
 72 Hrs. bi-directional volume counts
 (11/12/2019 to 11/14/2019)

A1A & CR 510
 West Leg (WB)

Start Time	Thu 14-Nov-19	<-----Quarter		Hour----->		Hour Total	
		1st	2nd	3rd	4th		
12:00 AM		6	5	8	1	20	█
01:00		0	3	3	1	7	█
02:00		1	3	0	0	4	█
03:00		1	1	3	2	7	█
04:00		3	0	2	2	7	█
05:00		6	4	6	12	28	█
06:00		10	12	27	18	67	█
07:00		38	35	46	37	156	█
08:00		56	52	51	45	204	█
09:00		70	51	80	60	261	█
10:00		90	74	82	75	321	█
11:00		69	68	90	99	326	█
12:00 PM		70	79	78	89	316	█
01:00		64	77	86	71	298	█
02:00		86	74	94	88	342	█
03:00		95	104	121	100	420	█
04:00		112	81	110	83	386	█
05:00		92	70	81	76	319	█
06:00		63	50	39	20	172	█
07:00		19	21	25	19	84	█
08:00		27	22	18	14	81	█
09:00		17	13	18	15	63	█
10:00		9	11	12	6	38	█
11:00		21	15	9	3	48	█
Day Total						3975	
Grand Total						11960	

ADT

ADT 3,987

AADT 3,987

10232 NW 47 Street
Sunrise FL, 33351
954.451.3795

CR510 & US-1 - East Leg (EB) 72 Hrs. bi-directional volume counts (11/12/2019 to 11/14/2019)

CR510 & US-1
East leg

Start Time	Tue 12-Nov-19	<-----Quarter		Hour----->		Hour Total	
		1st	2nd	3rd	4th		
12:00 AM		1	8	2	1	12	█
01:00		0	2	0	3	5	█
02:00		3	1	0	0	4	█
03:00		0	0	0	0	0	
04:00		2	4	5	13	24	█
05:00		14	23	30	31	98	█
06:00		23	30	69	71	193	█
07:00		93	147	154	156	550	█
08:00		159	141	160	89	549	█
09:00		137	118	116	118	489	█
10:00		115	106	103	103	427	█
11:00		132	111	132	105	480	█
12:00 PM		132	142	127	144	545	█
01:00		128	102	108	107	445	█
02:00		117	114	138	107	476	█
03:00		110	105	125	102	442	█
04:00		135	120	110	111	476	█
05:00		112	116	81	105	414	█
06:00		67	54	66	58	245	█
07:00		46	40	56	35	177	█
08:00		31	35	35	36	137	█
09:00		34	16	17	19	86	█
10:00		9	12	12	16	49	█
11:00		4	5	7	5	21	█
Day Total						6344	

10232 NW 47 Street
Sunrise FL,33351
954.451.3795

CR510 & US-1 - East Leg (EB) 72 Hrs. bi-directional volume counts (11/12/2019 to 11/14/2019)

CR510 & US-1
East leg

Start Time	Wed 13-Nov-19	<-----Quarter		Hour----->		Hour Total	
		1st	2nd	3rd	4th		
12:00 AM		1	3	6	3	13	█
01:00		4	1	2	3	10	█
02:00		1	3	0	2	6	█
03:00		2	1	0	2	5	█
04:00		0	7	5	14	26	█
05:00		15	17	30	40	102	█
06:00		24	40	51	64	179	█
07:00		92	142	146	162	542	█
08:00		155	174	151	203	683	█
09:00		135	102	95	130	462	█
10:00		95	100	103	123	421	█
11:00		107	105	123	118	453	█
12:00 PM		134	103	147	112	496	█
01:00		106	76	104	115	401	█
02:00		87	109	119	116	431	█
03:00		101	124	117	122	464	█
04:00		105	126	105	92	428	█
05:00		92	86	82	65	325	█
06:00		61	39	47	48	195	█
07:00		32	55	37	30	154	█
08:00		36	31	26	25	118	█
09:00		18	24	10	15	67	█
10:00		14	11	16	7	48	█
11:00		9	9	7	4	29	█
Day Total						6058	

10232 NW 47 Street
 Sunrise FL,33351
 954.451.3795

CR510 & US-1 - East Leg (EB)
 72 Hrs. bi-directional volume counts
 (11/12/2019 to 11/14/2019)

CR510 & US-1
 East leg

Start Time	Thu 14-Nov-19	<-----Quarter		Hour----->		Hour Total	
		1st	2nd	3rd	4th		
12:00 AM		5	4	2	1	12	
01:00		1	1	3	0	5	
02:00		0	3	1	1	5	
03:00		4	1	2	2	9	
04:00		1	1	11	6	19	
05:00		13	15	34	36	98	
06:00		22	23	55	60	160	
07:00		92	140	149	172	553	
08:00		143	152	183	163	641	
09:00		122	107	139	124	492	
10:00		93	102	115	93	403	
11:00		120	109	120	133	482	
12:00 PM		125	120	141	126	512	
01:00		118	111	106	139	474	
02:00		127	98	130	139	494	
03:00		108	107	139	133	487	
04:00		135	113	123	111	482	
05:00		115	99	84	73	371	
06:00		66	37	55	40	198	
07:00		43	39	47	33	162	
08:00		31	33	37	32	133	
09:00		29	33	17	22	101	
10:00		22	25	16	10	73	
11:00		19	15	9	10	53	
Day Total						6419	
Grand Total						18821	

ADT

ADT 6,274

AADT 6,274

10232 NW 47 Street
Sunrise FL, 33351
954.451.3795

CR510 & US-1 - East Leg (WB) 72 Hrs. bi-directional volume counts (11/12/2019 to 11/14/2019)

CR510 & US-1
East leg

Start Time	Tue 12-Nov-19	<-----Quarter		Hour----->		Hour Total	
		1st	2nd	3rd	4th		
12:00 AM		2	1	2	2	7	
01:00		3	1	1	1	6	
02:00		4	4	1	2	11	
03:00		2	2	0	2	6	
04:00		2	2	5	1	10	
05:00		7	11	9	20	47	
06:00		15	15	28	32	90	
07:00		46	43	66	80	235	
08:00		92	104	108	51	355	
09:00		88	101	103	75	367	
10:00		106	86	116	108	416	
11:00		100	102	97	114	413	
12:00 PM		45	90	71	110	316	
01:00		82	108	87	93	370	
02:00		89	189	123	160	561	
03:00		149	152	148	140	589	
04:00		160	147	145	154	606	
05:00		125	117	118	100	460	
06:00		101	55	47	46	249	
07:00		26	32	24	22	104	
08:00		26	30	18	18	92	
09:00		18	13	9	25	65	
10:00		11	13	11	11	46	
11:00		13	7	4	6	30	
Day Total						5451	

10232 NW 47 Street
 Sunrise FL,33351
 954.451.3795

CR510 & US-1 - East Leg (WB)
 72 Hrs. bi-directional volume counts
 (11/12/2019 to 11/14/2019)

CR510 & US-1
 East leg

Start Time	Wed 13-Nov-19	<-----Quarter		Hour----->		Hour Total	
		1st	2nd	3rd	4th		
12:00 AM		4	4	5	7	20	■
01:00		6	1	1	4	12	■
02:00		2	3	0	0	5	■
03:00		1	3	1	1	6	■
04:00		2	4	7	1	14	■
05:00		11	13	11	15	50	■
06:00		27	23	21	48	119	■
07:00		38	51	91	79	259	■
08:00		95	86	101	99	381	■
09:00		95	95	100	103	393	■
10:00		107	109	115	117	448	■
11:00		123	108	121	126	478	■
12:00 PM		117	121	97	103	438	■
01:00		103	114	113	116	446	■
02:00		103	102	116	114	435	■
03:00		135	149	130	127	541	■
04:00		149	111	147	111	518	■
05:00		112	91	92	76	371	■
06:00		61	41	40	30	172	■
07:00		34	28	22	18	102	■
08:00		20	18	18	15	71	■
09:00		18	19	23	21	81	■
10:00		19	18	10	14	61	■
11:00		16	6	7	6	35	■
Day Total						5456	

10232 NW 47 Street
 Sunrise FL,33351
 954.451.3795

CR510 & US-1 - East Leg (WB)
 72 Hrs. bi-directional volume counts
 (11/12/2019 to 11/14/2019)

CR510 & US-1
 East leg

Start Time	Thu 14-Nov-19	<-----Quarter		Hour----->		Hour Total	
		1st	2nd	3rd	4th		
12:00 AM		4	3	8	0	15	
01:00		0	4	2	2	8	
02:00		1	3	3	1	8	
03:00		3	1	3	1	8	
04:00		2	1	6	3	12	
05:00		7	7	8	11	33	
06:00		14	14	30	41	99	
07:00		49	48	94	73	264	
08:00		100	79	96	84	359	
09:00		109	82	128	109	428	
10:00		124	96	122	107	449	
11:00		117	105	113	144	479	
12:00 PM		128	112	129	116	485	
01:00		110	117	119	107	453	
02:00		119	130	137	119	505	
03:00		141	143	157	159	600	
04:00		163	130	146	117	556	
05:00		120	106	108	76	410	
06:00		64	58	41	32	195	
07:00		25	31	21	21	98	
08:00		26	26	25	16	93	
09:00		25	23	23	16	87	
10:00		14	8	12	5	39	
11:00		17	12	8	5	42	
Day Total						5725	
Grand Total						16632	

ADT

ADT 5,544

AADT 5,544

10232 NW 47 Street
 Sunrise FL,33351
 954.451.3795

CR510 & US-1 - North Leg (NB)
 72Hrs. bi-directional volume counts
 (11/12/2019 to 11/14/2019)

CR 510 and US-1
 North Leg

Start Time	Tue 12-Nov-19	<-----Quarter		Hour----->		Hour Total	
		1st	2nd	3rd	4th		
12:00 AM		10	8	4	7	29	█
01:00		5	3	2	3	13	█
02:00		8	7	1	7	23	█
03:00		5	5	4	8	22	█
04:00		9	11	15	9	44	█
05:00		15	19	31	46	111	█
06:00		39	82	71	110	302	█
07:00		117	170	166	144	597	█
08:00		179	178	175	176	708	█
09:00		162	158	199	155	674	█
10:00		148	160	191	192	691	█
11:00		175	159	206	194	734	█
12:00 PM		203	206	187	213	809	█
01:00		168	182	188	206	744	█
02:00		209	230	219	211	869	█
03:00		270	269	254	236	1029	█
04:00		242	320	290	286	1138	█
05:00		305	339	283	229	1156	█
06:00		165	155	117	115	552	█
07:00		100	94	82	72	348	█
08:00		55	57	54	40	206	█
09:00		37	40	44	49	170	█
10:00		35	30	23	11	99	█
11:00		26	18	11	8	63	█
Day Total						11131	

10232 NW 47 Street
 Sunrise FL,33351
 954.451.3795

CR510 & US-1 - North Leg (NB)
 72Hrs. bi-directional volume counts
 (11/12/2019 to 11/14/2019)

CR 510 and US-1
 North Leg

Start Time	Wed 13-Nov-19	<-----Quarter		Hour----->		Hour Total	
		1st	2nd	3rd	4th		
12:00 AM		5	7	4	2	18	
01:00		3	1	2	0	6	
02:00		9	2	1	10	22	
03:00		3	6	9	4	22	
04:00		8	6	15	21	50	
05:00		19	23	25	41	108	
06:00		49	72	110	105	336	
07:00		127	149	195	160	631	
08:00		140	168	181	187	676	
09:00		150	156	173	171	650	
10:00		146	163	186	189	684	
11:00		161	182	168	191	702	
12:00 PM		202	188	166	163	719	
01:00		173	200	191	170	734	
02:00		207	208	184	182	781	
03:00		214	252	286	277	1029	
04:00		281	276	260	280	1097	
05:00		305	349	220	188	1062	
06:00		173	138	99	115	525	
07:00		103	86	97	66	352	
08:00		71	61	72	64	268	
09:00		43	39	55	47	184	
10:00		42	25	24	18	109	
11:00		18	15	13	9	55	
Day Total						10820	

10232 NW 47 Street
Sunrise FL, 33351
954.451.3795

CR510 & US-1 - North Leg (NB) 72Hrs. bi-directional volume counts (11/12/2019 to 11/14/2019)

CR 510 and US-1
North Leg

Start Time	Thu 14-Nov-19	<-----Quarter		Hour----->		Hour Total	
		1st	2nd	3rd	4th		
12:00 AM		10	7	5	4	26	█
01:00		5	7	2	5	19	█
02:00		12	6	7	5	30	█
03:00		5	4	2	9	20	█
04:00		12	13	20	16	61	█
05:00		15	19	29	38	101	█
06:00		47	58	114	118	337	█
07:00		116	146	156	163	581	█
08:00		146	176	178	179	679	█
09:00		153	166	184	155	658	█
10:00		199	161	173	200	733	█
11:00		193	171	194	196	754	█
12:00 PM		209	206	204	190	809	█
01:00		196	211	221	214	842	█
02:00		208	211	221	211	851	█
03:00		215	252	245	264	976	█
04:00		282	271	273	267	1093	█
05:00		305	378	245	175	1103	█
06:00		149	139	122	95	505	█
07:00		112	84	70	62	328	█
08:00		57	61	52	51	221	█
09:00		46	40	41	36	163	█
10:00		37	22	23	29	111	█
11:00		23	21	27	20	91	█
Day Total						11092	
Grand Total						33043	

ADT

ADT 11,014

AADT 11,014

10232 NW 47 Street
Sunrise FL, 33351
954.451.3795

CR510 & US-1 - North Leg (SB) 72Hrs. bi-directional volume counts (11/12/2019 to 11/14/2019)

CR 510 and US-1
North Leg

Start Time	Thu 14-Nov-19	<-----Quarter		Hour----->		Hour Total	
		1st	2nd	3rd	4th		
12:00 AM		5	11	7	10	33	█
01:00		4	4	6	0	14	█
02:00		1	3	3	1	8	█
03:00		7	3	8	8	26	█
04:00		10	9	24	26	69	█
05:00		38	36	45	45	164	█
06:00		50	105	140	167	462	█
07:00		225	260	306	278	1069	█
08:00		245	242	235	200	922	█
09:00		181	163	165	154	663	█
10:00		166	177	169	164	676	█
11:00		163	161	179	141	644	█
12:00 PM		178	167	200	167	712	█
01:00		169	188	170	166	693	█
02:00		177	155	194	164	690	█
03:00		176	149	180	148	653	█
04:00		180	153	171	140	644	█
05:00		171	163	144	125	603	█
06:00		129	111	82	67	389	█
07:00		64	69	57	42	232	█
08:00		49	49	45	41	184	█
09:00		36	42	27	27	132	█
10:00		22	23	18	8	71	█
11:00		14	17	30	6	67	█
Day Total						9820	
Grand Total						29377	

ADT

ADT 9,792

AADT 9,792

10232 NW 47 Street
 Sunrise FL,33351
 954.451.3795

CR510 & US-1 - South Leg (NB)
 72Hrs. bi-directional volume counts
 (12/10/2019 to 12/12/2019)

CR510 & US-1
 South Leg

Start Time	Tue 10-Dec-19	<-----Quarter		Hour----->		Hour Total	
		1st	2nd	3rd	4th		
12:00 AM		22	16	15	7	60	■
01:00		7	6	5	8	26	■
02:00		11	14	4	2	31	■
03:00		9	7	5	11	32	■
04:00		8	15	23	24	70	■
05:00		28	35	44	66	173	■
06:00		58	87	133	178	456	■
07:00		178	285	401	357	1221	■
08:00		323	284	337	341	1285	■
09:00		256	302	279	343	1180	■
10:00		260	264	304	282	1110	■
11:00		299	292	323	285	1199	■
12:00 PM		275	298	336	281	1190	■
01:00		286	276	320	275	1157	■
02:00		345	331	321	332	1329	■
03:00		371	437	393	481	1682	■
04:00		398	566	474	463	1901	■
05:00		503	571	449	368	1891	■
06:00		231	265	176	178	850	■
07:00		132	188	141	99	560	■
08:00		109	119	80	107	415	■
09:00		98	61	74	61	294	■
10:00		50	40	43	47	180	■
11:00		29	36	15	26	106	■
Day Total						18398	

10232 NW 47 Street
 Sunrise FL,33351
 954.451.3795

CR510 & US-1 - South Leg (NB)
 72Hrs. bi-directional volume counts
 (12/10/2019 to 12/12/2019)

CR510 & US-1
 South Leg

Start Time	Wed 11-Dec-19	<-----Quarter		Hour----->		Hour Total	
		1st	2nd	3rd	4th		
12:00 AM		20	16	7	12	55	█
01:00		9	8	6	2	25	█
02:00		9	10	6	6	31	█
03:00		8	3	10	12	33	█
04:00		9	16	25	22	72	█
05:00		23	38	48	77	186	█
06:00		82	100	174	211	567	█
07:00		212	286	353	423	1274	█
08:00		324	356	331	319	1330	█
09:00		264	261	283	275	1083	█
10:00		259	277	268	246	1050	█
11:00		285	313	246	280	1124	█
12:00 PM		269	324	274	280	1147	█
01:00		256	311	285	311	1163	█
02:00		315	311	332	374	1332	█
03:00		400	395	396	461	1652	█
04:00		456	534	411	448	1849	█
05:00		477	548	476	324	1825	█
06:00		262	226	180	202	870	█
07:00		125	152	144	137	558	█
08:00		118	127	97	104	446	█
09:00		91	86	55	69	301	█
10:00		56	56	44	39	195	█
11:00		24	31	30	33	118	█
Day Total						18286	

10232 NW 47 Street
 Sunrise FL,33351
 954.451.3795

CR510 & US-1 - South Leg (NB)
 72Hrs. bi-directional volume counts
 (12/10/2019 to 12/12/2019)

CR510 & US-1
 South Leg

Start Time	Thu 12-Dec-19	<-----Quarter		Hour----->		Hour Total	
		1st	2nd	3rd	4th		
12:00 AM		17	21	19	13	70	■
01:00		4	8	7	8	27	■
02:00		15	11	3	5	34	■
03:00		7	7	9	12	35	■
04:00		11	14	25	24	74	■
05:00		27	33	50	64	174	■
06:00		67	99	164	186	516	■
07:00		190	231	287	262	970	■
08:00		255	300	289	268	1112	■
09:00		234	255	224	248	961	■
10:00		212	215	240	200	867	■
11:00		228	215	207	236	886	■
12:00 PM		199	243	217	200	859	■
01:00		217	218	288	273	996	■
02:00		214	231	265	273	983	■
03:00		237	303	276	358	1174	■
04:00		308	360	354	358	1380	■
05:00		381	477	385	279	1522	■
06:00		198	211	158	145	712	■
07:00		120	134	96	111	461	■
08:00		107	92	86	80	365	■
09:00		86	72	65	80	303	■
10:00		58	55	48	33	194	■
11:00		31	46	27	25	129	■
Day Total						14804	
Grand Total						51488	

ADT

ADT 17,163

AADT 17,163

10232 NW 47 Street
 Sunrise FL,33351
 954.451.3795

CR510 & US-1 - South Leg (SB)
 72Hrs. bi-directional volume counts
 (12/10/2019 to 12/12/2019)

CR510 & US-1
 South Leg

Start Time	Tue 10-Dec-19	<-----Quarter		Hour----->		Hour Total	
		1st	2nd	3rd	4th		
12:00 AM		12	12	11	7	42	■
01:00		5	2	4	4	15	■
02:00		4	5	5	4	18	■
03:00		6	6	6	13	31	■
04:00		12	12	26	29	79	■
05:00		45	60	58	86	249	■
06:00		90	128	197	273	688	■
07:00		254	313	414	366	1347	■
08:00		342	299	312	276	1229	■
09:00		212	223	216	244	895	■
10:00		240	188	220	214	862	■
11:00		205	196	218	223	842	■
12:00 PM		197	220	238	219	874	■
01:00		207	194	205	230	836	■
02:00		234	208	233	239	914	■
03:00		227	240	247	230	944	■
04:00		231	215	204	215	865	■
05:00		242	211	177	185	815	■
06:00		171	137	101	94	503	■
07:00		90	82	57	52	281	■
08:00		48	53	48	60	209	■
09:00		41	44	46	32	163	■
10:00		37	31	17	31	116	■
11:00		14	17	10	18	59	■
Day Total						12876	

10232 NW 47 Street
 Sunrise FL,33351
 954.451.3795

CR510 & US-1 - South Leg (SB)
 72Hrs. bi-directional volume counts
 (12/10/2019 to 12/12/2019)

CR510 & US-1
 South Leg

Start Time	Wed 11-Dec-19	<-----Quarter		Hour----->		Hour Total	
		1st	2nd	3rd	4th		
12:00 AM		11	7	9	7	34	■
01:00		9	3	3	6	21	■
02:00		4	3	2	8	17	■
03:00		2	2	4	12	20	■
04:00		9	19	22	29	79	■
05:00		45	46	67	82	240	■
06:00		102	146	210	234	692	■
07:00		234	326	336	419	1315	■
08:00		321	297	306	265	1189	■
09:00		241	210	255	234	940	■
10:00		233	215	221	217	886	■
11:00		205	207	206	197	815	■
12:00 PM		217	224	206	231	878	■
01:00		204	235	201	194	834	■
02:00		198	219	235	226	878	■
03:00		234	211	248	213	906	■
04:00		234	223	197	216	870	■
05:00		210	202	199	182	793	■
06:00		164	127	136	90	517	■
07:00		73	73	69	56	271	■
08:00		51	53	49	47	200	■
09:00		41	53	25	41	160	■
10:00		24	33	27	20	104	■
11:00		12	23	13	13	61	■
Day Total						12720	

10232 NW 47 Street
Sunrise FL, 33351
954.451.3795

CR510 & US-1 - South Leg (SB) 72Hrs. bi-directional volume counts (12/10/2019 to 12/12/2019)

CR510 & US-1
South Leg

Start Time	Thu 12-Dec-19	<-----Quarter		Hour----->		Hour Total	
		1st	2nd	3rd	4th		
12:00 AM		7	12	13	6	38	■
01:00		9	5	10	2	26	■
02:00		10	6	3	6	25	■
03:00		2	6	12	8	28	■
04:00		12	14	29	39	94	■
05:00		36	63	62	78	239	■
06:00		81	138	193	226	638	■
07:00		242	282	375	378	1277	■
08:00		286	315	297	257	1155	■
09:00		205	238	246	206	895	■
10:00		187	205	216	191	799	■
11:00		174	225	186	246	831	■
12:00 PM		184	193	232	197	806	■
01:00		169	150	185	170	674	■
02:00		197	245	182	150	774	■
03:00		180	205	176	202	763	■
04:00		180	194	171	183	728	■
05:00		150	180	129	142	601	■
06:00		109	105	102	68	384	■
07:00		83	59	52	36	230	■
08:00		44	54	47	47	192	■
09:00		38	32	42	46	158	■
10:00		37	40	24	23	124	■
11:00		12	18	22	17	69	■
Day Total						11548	
Grand Total						37144	

ADT

ADT 12,381

AADT 12,381

10232 NW 47 Street
Sunrise FL, 33351
954.451.3795

CR510 & US-1 West Leg - EB

72Hrs. bi-directional volume counts
(12/10/2019 to 12/12/2019)

CR 510 & US 1
EB

Start Time	Tue 10-Dec-19	<-----Quarter		Hour----->		Hour Total	
		1st	2nd	3rd	4th		
12:00 AM		5	12	7	4	28	■
01:00		3	2	6	3	14	■
02:00		4	4	2	4	14	■
03:00		2	6	4	6	18	■
04:00		4	10	18	22	54	■
05:00		24	48	53	76	201	■
06:00		68	70	130	156	424	■
07:00		166	205	223	184	778	■
08:00		206	194	222	210	832	■
09:00		209	144	180	163	696	■
10:00		186	136	129	168	619	■
11:00		150	148	134	153	585	■
12:00 PM		156	171	142	140	609	■
01:00		154	154	138	176	622	■
02:00		163	118	132	138	551	■
03:00		146	173	164	148	631	■
04:00		130	152	144	151	577	■
05:00		137	118	123	133	511	■
06:00		112	108	68	76	364	■
07:00		52	60	39	53	204	■
08:00		32	32	39	38	141	■
09:00		29	26	22	36	113	■
10:00		23	21	21	12	77	■
11:00		10	10	7	8	35	■
Day Total						8698	

10232 NW 47 Street
Sunrise FL, 33351
954.451.3795

CR510 & US-1 West Leg - EB 72Hrs. bi-directional volume counts (12/10/2019 to 12/12/2019)

CR 510 & US 1
EB

Start Time	Wed 11-Dec-19	<-----Quarter		Hour----->		Hour Total	
		1st	2nd	3rd	4th		
12:00 AM		4	11	7	7	29	■
01:00		2	3	3	3	11	■
02:00		0	3	0	3	6	■
03:00		4	2	2	5	13	■
04:00		3	10	11	22	46	■
05:00		26	30	52	73	181	■
06:00		70	90	126	154	440	■
07:00		124	204	186	228	742	■
08:00		204	198	198	238	838	■
09:00		152	140	142	188	622	■
10:00		118	134	143	162	557	■
11:00		136	146	128	162	572	■
12:00 PM		137	142	167	124	570	■
01:00		131	168	165	170	634	■
02:00		150	152	180	162	644	■
03:00		138	160	157	157	612	■
04:00		142	136	136	178	592	■
05:00		140	139	124	121	524	■
06:00		130	93	98	69	390	■
07:00		74	50	48	40	212	■
08:00		43	39	44	46	172	■
09:00		40	26	26	30	122	■
10:00		15	21	16	10	62	■
11:00		10	6	10	11	37	■
Day Total						8628	

10232 NW 47 Street
Sunrise FL, 33351
954.451.3795

CR510 & US-1 West Leg - EB

72Hrs. bi-directional volume counts
(12/10/2019 to 12/12/2019)

CR 510 & US 1
EB

Start Time	Thu 12-Dec-19	<-----Quarter		Hour----->		Hour Total	
		1st	2nd	3rd	4th		
12:00 AM		3	16	4	9	32	■
01:00		6	6	1	5	18	■
02:00		5	1	0	4	10	■
03:00		4	3	8	8	23	■
04:00		10	6	15	25	56	■
05:00		26	38	54	76	194	■
06:00		49	80	132	161	422	■
07:00		128	146	228	181	683	■
08:00		182	178	210	214	784	■
09:00		151	138	146	121	556	■
10:00		124	124	134	121	503	■
11:00		122	110	106	136	474	■
12:00 PM		130	110	106	125	471	■
01:00		100	116	119	90	425	■
02:00		94	126	116	104	440	■
03:00		116	104	112	144	476	■
04:00		122	113	108	119	462	■
05:00		100	112	94	76	382	■
06:00		68	76	58	68	270	■
07:00		54	46	34	32	166	■
08:00		29	30	26	41	126	■
09:00		29	32	39	36	136	■
10:00		22	30	22	14	88	■
11:00		16	9	8	9	42	■
Day Total						7239	
Grand Total						24565	

ADT

ADT 8,188

AADT 8,188

10232 NW 47 Street
 Sunrise FL,33351
 954.451.3795

CR510 & US-1 West Leg - WB
 72Hrs. bi-directional volume counts
 (11/12/2019 to 11/14/2019)

CR510 & US-1
 West leg (WB)

Start Time	Tue 12-Nov-19	<-----Quarter		Hour----->		Hour Total	
		1st	2nd	3rd	4th		
12:00 AM		10	12	12	9	43	■
01:00		7	5	4	10	26	■
02:00		2	6	4	2	14	■
03:00		2	2	6	10	20	■
04:00		4	13	17	19	53	■
05:00		37	50	60	68	215	■
06:00		68	92	106	159	425	■
07:00		152	158	178	194	682	■
08:00		170	176	177	226	749	■
09:00		138	130	176	120	564	■
10:00		134	138	140	122	534	■
11:00		136	130	137	144	547	■
12:00 PM		132	148	135	144	559	■
01:00		146	134	158	162	600	■
02:00		148	160	180	148	636	■
03:00		177	182	196	186	741	■
04:00		196	208	188	204	796	■
05:00		206	209	186	176	777	■
06:00		145	112	129	112	498	■
07:00		80	90	77	71	318	■
08:00		50	56	58	56	220	■
09:00		46	52	46	45	189	■
10:00		40	44	30	28	142	■
11:00		24	26	14	14	78	■
Day Total						9426	

10232 NW 47 Street
 Sunrise FL,33351
 954.451.3795

CR510 & US-1 West Leg - WB
 72Hrs. bi-directional volume counts
 (11/12/2019 to 11/14/2019)

CR510 & US-1
 West leg (WB)

Start Time	Wed 13-Nov-19	<-----Quarter		Hour----->		Hour Total	
		1st	2nd	3rd	4th		
12:00 AM		10	19	20	9	58	
01:00		6	4	6	6	22	
02:00		5	5	2	8	20	
03:00		6	9	8	4	27	
04:00		7	16	20	35	78	
05:00		36	48	68	74	226	
06:00		99	116	154	121	490	
07:00		178	208	207	184	777	
08:00		200	218	206	230	854	
09:00		170	184	158	178	690	
10:00		158	196	178	210	742	
11:00		181	156	135	138	610	
12:00 PM		122	128	148	151	549	
01:00		140	138	166	144	588	
02:00		124	131	142	146	543	
03:00		138	134	146	138	556	
04:00		136	164	126	146	572	
05:00		143	114	121	98	476	
06:00		106	92	78	66	342	
07:00		66	64	52	58	240	
08:00		63	49	50	42	204	
09:00		32	40	29	33	134	
10:00		28	24	28	18	98	
11:00		16	19	26	15	76	
Day Total						8972	

10232 NW 47 Street
 Sunrise FL,33351
 954.451.3795

CR510 & US-1 West Leg - WB
 72Hrs. bi-directional volume counts
 (11/12/2019 to 11/14/2019)

CR510 & US-1
 West leg (WB)

Start Time	Thu 14-Nov-19	<-----Quarter		Hour----->		Hour Total	
		1st	2nd	3rd	4th		
12:00 AM		7	8	6	5	26	
01:00		4	6	4	4	18	
02:00		5	6	3	4	18	
03:00		9	7	8	4	28	
04:00		10	5	17	30	62	
05:00		30	43	56	71	200	
06:00		70	80	142	160	452	
07:00		145	166	194	231	736	
08:00		181	196	196	200	773	
09:00		171	166	166	158	661	
10:00		146	122	132	182	582	
11:00		170	170	171	166	677	
12:00 PM		198	167	144	183	692	
01:00		185	164	168	150	667	
02:00		180	155	167	194	696	
03:00		192	168	166	174	700	
04:00		178	153	150	176	657	
05:00		153	136	121	122	532	
06:00		110	101	80	68	359	
07:00		56	64	58	55	233	
08:00		44	58	54	52	208	
09:00		51	58	42	44	195	
10:00		44	46	35	22	147	
11:00		21	23	14	18	76	
Day Total						9395	
Grand Total						27793	

ADT

ADT 9,264

AADT 9,264

10232 NW 47 Street
 Sunrise FL,33351
 954.451.3795

Melbourne Causeway/ SR 192 - EB
 72 Hrs. bi-directional vehicle classification counts
 (11/12/2019 to 11/14/2019)

Melbourne Causeway
 EB

Start Time	Tue 12-Nov-19	<-----Quarter		Hour----->		Hour Total	
		1st	2nd	3rd	4th		
12:00 AM		35	37	16	14	102	█
01:00		18	9	8	12	47	█
02:00		6	8	3	5	22	█
03:00		7	10	13	9	39	█
04:00		14	15	23	23	75	█
05:00		22	31	36	54	143	█
06:00		60	88	130	131	409	█
07:00		163	162	174	177	676	█
08:00		204	214	232	210	860	█
09:00		199	179	219	211	808	█
10:00		197	194	198	211	800	█
11:00		221	212	218	231	882	█
12:00 PM		245	219	248	217	929	█
01:00		201	215	203	224	843	█
02:00		224	210	213	235	882	█
03:00		233	235	258	336	1062	█
04:00		272	287	293	326	1178	█
05:00		345	357	325	307	1334	█
06:00		264	244	234	187	929	█
07:00		177	219	172	161	729	█
08:00		164	145	120	136	565	█
09:00		124	94	90	78	386	█
10:00		43	52	43	40	178	█
11:00		31	37	23	14	105	█
Day Total						13983	

10232 NW 47 Street
 Sunrise FL,33351
 954.451.3795

Melbourne Causeway/ SR 192 - EB
 72 Hrs. bi-directional vehicle classification counts
 (11/12/2019 to 11/14/2019)

Melbourne Causeway
 EB

Start Time	Wed 13-Nov-19	<-----Quarter		Hour----->		Hour Total	
		1st	2nd	3rd	4th		
12:00 AM		23	19	11	26	79	█
01:00		7	8	7	5	27	█
02:00		5	2	6	9	22	█
03:00		5	3	7	8	23	█
04:00		8	10	22	17	57	█
05:00		14	21	39	44	118	█
06:00		65	83	106	120	374	█
07:00		157	176	173	200	706	█
08:00		220	199	221	228	868	█
09:00		187	159	178	204	728	█
10:00		189	171	177	176	713	█
11:00		183	179	188	185	735	█
12:00 PM		198	203	207	218	826	█
01:00		181	199	184	233	797	█
02:00		229	201	209	227	866	█
03:00		209	231	222	317	979	█
04:00		287	281	279	278	1125	█
05:00		361	323	320	289	1293	█
06:00		259	245	195	186	885	█
07:00		190	164	150	145	649	█
08:00		143	140	95	99	477	█
09:00		118	114	82	96	410	█
10:00		58	52	35	36	181	█
11:00		44	40	32	23	139	█
Day Total						13077	

10232 NW 47 Street
 Sunrise FL,33351
 954.451.3795

Melbourne Causeway/ SR 192 - EB
 72 Hrs. bi-directional vehicle classification counts
 (11/12/2019 to 11/14/2019)

Melbourne Causeway
 EB

Start Time	Thu 14-Nov-19	<-----Quarter		Hour----->		Hour Total	
		1st	2nd	3rd	4th		
12:00 AM		28	18	11	9	66	■
01:00		15	7	12	6	40	■
02:00		5	12	11	17	45	■
03:00		10	9	15	16	50	■
04:00		12	9	17	14	52	■
05:00		18	23	44	36	121	■
06:00		60	72	120	115	367	■
07:00		142	152	181	183	658	■
08:00		190	201	203	216	810	■
09:00		183	178	186	213	760	■
10:00		180	161	157	179	677	■
11:00		205	193	198	203	799	■
12:00 PM		218	202	220	195	835	■
01:00		219	218	232	214	883	■
02:00		229	215	218	232	894	■
03:00		224	250	257	333	1064	■
04:00		329	279	287	316	1211	■
05:00		335	338	319	282	1274	■
06:00		258	253	219	206	936	■
07:00		163	180	151	159	653	■
08:00		143	157	123	128	551	■
09:00		95	109	86	86	376	■
10:00		72	65	52	68	257	■
11:00		56	46	36	38	176	■
Day Total						13555	
Grand Total						40615	

ADT

ADT 13,538

AADT 13,538

10232 NW 47 Street
Sunrise FL,33351
954.451.3795

Melbourne Causeway/ SR 192 - WB 72 Hrs. bi-directional vehicle classification counts (11/12/2019 to 11/14/2019)

Melbourne Causeway
WB

Start Time	Tue 12-Nov-19	<-----Quarter		Hour----->		Hour Total	
		1st	2nd	3rd	4th		
12:00 AM		28	23	18	12	81	■
01:00		22	9	9	8	48	■
02:00		12	6	7	5	30	■
03:00		8	8	9	6	31	■
04:00		10	11	23	29	73	■
05:00		30	48	58	98	234	■
06:00		104	126	164	253	647	■
07:00		273	350	488	532	1643	■
08:00		538	499	346	323	1706	■
09:00		285	343	316	354	1298	■
10:00		280	270	281	299	1130	■
11:00		273	241	304	283	1101	■
12:00 PM		289	268	264	310	1131	■
01:00		316	318	256	356	1246	■
02:00		260	314	310	328	1212	■
03:00		304	366	396	325	1391	■
04:00		322	338	346	350	1356	■
05:00		354	400	344	306	1404	■
06:00		286	272	226	201	985	■
07:00		156	130	119	116	521	■
08:00		118	102	80	74	374	■
09:00		100	81	54	74	309	■
10:00		50	46	38	38	172	■
11:00		38	34	25	38	135	■
Day Total						18258	

10232 NW 47 Street
Sunrise FL, 33351
954.451.3795

Melbourne Causeway/ SR 192 - WB 72 Hrs. bi-directional vehicle classification counts (11/12/2019 to 11/14/2019)

Melbourne Causeway
WB

Start Time	Wed 13-Nov-19	<-----Quarter		Hour----->		Hour Total	
		1st	2nd	3rd	4th		
12:00 AM		23	18	10	12	63	■
01:00		13	10	14	9	46	■
02:00		11	11	6	5	33	■
03:00		4	2	4	4	14	■
04:00		8	13	28	47	96	■
05:00		31	28	62	77	198	■
06:00		89	144	194	266	693	■
07:00		323	368	460	543	1694	■
08:00		551	534	414	326	1825	■
09:00		310	322	354	276	1262	■
10:00		302	266	280	313	1161	■
11:00		278	310	303	287	1178	■
12:00 PM		295	280	314	313	1202	■
01:00		252	268	274	246	1040	■
02:00		265	232	268	254	1019	■
03:00		296	314	299	266	1175	■
04:00		243	288	318	318	1167	■
05:00		330	327	286	276	1219	■
06:00		206	190	156	164	716	■
07:00		128	120	110	94	452	■
08:00		93	100	71	100	364	■
09:00		80	72	76	58	286	■
10:00		65	49	48	26	188	■
11:00		33	20	26	17	96	■
Day Total						17187	

10232 NW 47 Street
 Sunrise FL,33351
 954.451.3795

Melbourne Causeway/ SR 192 - WB
 72 Hrs. bi-directional vehicle classification counts
 (11/12/2019 to 11/14/2019)

Melbourne Causeway
 WB

Start Time	Thu 14-Nov-19	<-----Quarter		Hour----->		Hour Total	
		1st	2nd	3rd	4th		
12:00 AM		24	15	20	14	73	■
01:00		10	8	6	6	30	■
02:00		8	10	4	10	32	■
03:00		7	5	6	8	26	■
04:00		14	12	17	23	66	■
05:00		28	38	55	79	200	■
06:00		102	132	183	246	663	■
07:00		320	366	495	539	1720	■
08:00		538	490	382	334	1744	■
09:00		306	361	285	290	1242	■
10:00		274	288	290	262	1114	■
11:00		268	284	256	258	1066	■
12:00 PM		292	253	344	306	1195	■
01:00		321	285	300	328	1234	■
02:00		252	286	262	318	1118	■
03:00		284	338	324	298	1244	■
04:00		300	298	290	300	1188	■
05:00		290	306	248	268	1112	■
06:00		236	221	193	168	818	■
07:00		128	134	111	120	493	■
08:00		108	85	94	103	390	■
09:00		106	103	68	60	337	■
10:00		53	56	49	40	198	■
11:00		48	28	16	24	116	■
Day Total						17419	
Grand Total						52864	

ADT

ADT 17,621

AADT 17,621

10232 NW 47 Street
 Sunrise FL, 33351
 954.451.3795

North of Hammock Trail Entrance - NB
 72Hrs. bi-directional volume counts
 (12/10/2019 to 12/12/2019)

North of Hammock Trail Entrance

Start Time	Tue 10-Dec-19	<-----Quarter		Hour----->		Hour Total	
		1st	2nd	3rd	4th		
12:00 AM		2	4	4	1	11	█
01:00		3	1	0	0	4	█
02:00		1	2	3	1	7	█
03:00		3	0	0	0	3	█
04:00		1	0	1	6	8	█
05:00		13	7	11	20	51	██████████
06:00		23	27	44	35	129	██████████████████
07:00		29	42	45	50	166	██████████████████████
08:00		49	44	53	34	180	██████████████████████
09:00		51	59	66	44	220	██████████████████████
10:00		56	83	57	25	221	██████████████████████
11:00		47	27	50	43	167	██████████████████████
12:00 PM		39	40	24	47	150	██████████████████████
01:00		42	44	55	9	150	██████████████████████
02:00		22	15	28	28	93	██████████████
03:00		49	48	7	15	119	██████████████████
04:00		16	16	46	36	114	██████████████████
05:00		54	72	63	40	229	██████████████████████
06:00		44	44	23	21	132	██████████████████
07:00		15	17	20	15	67	██████████████
08:00		20	9	9	11	49	██████████
09:00		16	6	2	10	34	██████
10:00		9	5	15	7	36	██████
11:00		12	1	2	6	21	███
Day Total						2361	

10232 NW 47 Street
 Sunrise FL, 33351
 954.451.3795

North of Hammock Trail Entrance - NB
 72Hrs. bi-directional volume counts
 (12/10/2019 to 12/12/2019)

North of Hammock Trail Entrance

Start Time	Thu 12-Dec-19	<-----Quarter		Hour----->		Hour Total	
		1st	2nd	3rd	4th		
12:00 AM		3	2	3	10	18	█
01:00		10	3	2	4	19	█
02:00		4	5	2	1	12	█
03:00		2	4	2	0	8	█
04:00		2	3	2	7	14	█
05:00		2	1	1	6	10	█
06:00		10	9	13	9	41	█
07:00		8	7	13	10	38	█
08:00		18	21	13	11	63	█
09:00		19	14	28	17	78	█
10:00		15	16	27	23	81	█
11:00		20	20	25	20	85	█
12:00 PM		23	27	15	19	84	█
01:00		14	22	16	22	74	█
02:00		14	20	19	18	71	█
03:00		14	14	32	18	78	█
04:00		15	21	31	26	93	█
05:00		31	20	24	20	95	█
06:00		11	18	16	13	58	█
07:00		8	10	12	8	38	█
08:00		28	18	8	7	61	█
09:00		5	3	5	5	18	█
10:00		2	2	5	3	12	█
11:00		7	3	4	3	17	█
Day Total						1166	
Grand Total						5648	

ADT

ADT 3,606

AADT 3,606

10232 NW 47 Street
 Sunrise FL, 33351
 954.451.3795

North of Hammock Trail Entrance - SB
 72Hrs. bi-directional volume counts
 (12/10/2019 to 12/12/2019)

North of Hammock Trail Entrance

Start Time	Wed 11-Dec-19	<-----Quarter		Hour----->		Hour Total	
		1st	2nd	3rd	4th		
12:00 AM		2	1	0	0	3	
01:00		1	4	0	0	5	
02:00		1	1	0	2	4	
03:00		0	1	0	1	2	
04:00		2	1	4	4	11	
05:00		3	1	11	13	28	
06:00		14	19	21	29	83	
07:00		23	33	30	46	132	
08:00		26	25	38	32	121	
09:00		30	24	22	29	105	
10:00		47	27	25	48	147	
11:00		50	38	24	27	139	
12:00 PM		35	35	49	26	145	
01:00		45	44	46	39	174	
02:00		53	39	45	33	170	
03:00		46	41	47	36	170	
04:00		25	29	37	30	121	
05:00		26	36	27	38	127	
06:00		23	30	23	12	88	
07:00		14	9	12	15	50	
08:00		15	11	12	6	44	
09:00		10	6	10	11	37	
10:00		5	3	4	5	17	
11:00		1	0	4	2	7	
Day Total						1930	

10232 NW 47 Street
 Sunrise FL,33351
 954.451.3795

North of Hammock Trail Entrance - SB
 72Hrs. bi-directional volume counts
 (12/10/2019 to 12/12/2019)

North of Hammock Trail Entrance

Start Time	Thu 12-Dec-19	<-----Quarter		Hour----->		Hour Total	
		1st	2nd	3rd	4th		
12:00 AM		1	0	1	3	5	█
01:00		1	2	0	1	4	█
02:00		1	1	1	1	4	█
03:00		0	0	0	1	1	
04:00		0	2	4	6	12	█
05:00		4	4	7	10	25	█
06:00		14	19	16	19	68	█
07:00		24	30	27	27	108	█
08:00		29	37	25	28	119	█
09:00		20	24	29	28	101	█
10:00		21	23	29	34	107	█
11:00		27	16	17	27	87	█
12:00 PM		20	14	20	17	71	█
01:00		23	18	21	23	85	█
02:00		23	22	14	18	77	█
03:00		20	19	26	9	74	█
04:00		14	18	28	11	71	█
05:00		13	18	10	13	54	█
06:00		15	15	21	17	68	█
07:00		7	7	10	4	28	█
08:00		6	7	6	4	23	█
09:00		6	2	4	8	20	█
10:00		4	4	1	2	11	█
11:00		2	4	1	1	8	█
Day Total						1231	
Grand Total						5171	

ADT

ADT 1,724

AADT 1,724

10232 NW 47 Street
Sunrise FL, 33351
954.451.3795

Sebastian Inlet Bridge - NB 72 Hrs. bi-directional vehicle classification counts (11/12/2019 to 11/14/2019)

Sebastian Inlet Bridge

Northbound

Start Time	Bikes	Cars & Trailer	2 Axle Long	Buses	2 Axle 6 Tire	3 Axle Single	4 Axle Single	<5 Axl Double	5 Axle Double	>6 Axl Double	<6 Axl Multi	6 Axle Multi	>6 Axl Multi	Not Classe	Total
11/12/19	0	0	0	0	0	0	0	0	0	0	0	0	0	0	0
00:15	0	0	0	0	0	0	0	0	0	0	0	0	0	0	0
00:30	0	0	0	0	0	0	0	0	0	0	0	0	0	0	0
00:45	0	0	0	0	0	0	0	0	0	0	0	0	0	0	0
01:00	0	0	0	0	0	0	0	0	0	0	0	0	0	0	0
01:15	0	0	0	0	0	0	0	0	0	0	0	0	0	0	0
01:30	0	0	0	0	0	0	0	0	0	0	0	0	0	0	0
01:45	0	0	0	0	0	0	0	0	0	0	0	0	0	0	0
02:00	0	0	0	0	0	0	0	0	0	0	0	0	0	0	0
02:15	0	0	0	0	0	0	0	0	0	0	0	0	0	0	0
02:30	0	0	0	0	0	0	0	0	0	0	0	0	0	0	0
02:45	0	0	0	0	0	0	0	0	0	0	0	0	0	0	0
03:00	0	0	0	0	0	0	0	0	0	0	0	0	0	0	0
03:15	0	0	0	0	0	0	0	0	0	0	0	0	0	0	0
03:30	0	0	0	0	0	0	0	0	0	0	0	0	0	0	0
03:45	0	0	0	0	0	0	0	0	0	0	0	0	0	0	0
04:00	0	0	0	0	0	0	0	0	0	0	0	0	0	0	0
04:15	0	0	0	0	0	0	0	0	0	0	0	0	0	0	0
04:30	0	0	0	0	0	0	0	0	0	0	0	0	0	0	0
04:45	0	0	0	0	0	0	0	0	0	0	0	0	0	0	0
05:00	0	0	0	0	0	0	0	0	0	0	0	0	0	0	0
05:15	0	0	0	0	0	0	0	0	0	0	0	0	0	0	0
05:30	0	0	0	0	0	0	0	0	0	0	0	0	0	0	0
05:45	0	0	0	0	0	0	0	0	0	0	0	0	0	0	0
06:00	0	8	4	0	1	0	0	0	0	0	0	0	0	0	13
06:15	0	12	8	1	0	0	0	0	0	0	0	0	0	0	21
06:30	2	8	9	0	0	0	0	0	0	0	0	0	0	0	19
06:45	0	7	3	0	1	1	0	0	0	0	0	0	0	0	12
07:00	2	35	24	1	2	1	0	0	0	0	0	0	0	0	65
07:15	0	6	4	0	1	0	0	0	0	0	0	0	0	0	11
07:30	0	4	2	0	0	0	0	0	0	0	0	0	0	0	6
07:45	0	13	8	0	1	0	0	0	0	0	0	0	0	0	22
07:00	0	19	4	0	3	0	0	0	0	0	0	0	0	0	26
08:00	0	42	18	0	5	0	0	0	0	0	0	0	0	0	65
08:15	0	16	9	0	2	0	0	0	0	0	0	0	0	0	27
08:30	0	6	2	0	1	0	0	0	0	0	0	0	0	0	9
08:45	0	11	8	0	0	0	0	1	0	0	0	0	0	0	20
09:00	1	16	6	0	1	0	0	0	0	0	0	0	0	0	24
09:15	1	49	25	0	4	0	0	1	0	0	0	0	0	0	80
09:30	0	11	6	0	0	0	0	1	1	0	0	0	0	0	19
09:45	0	15	12	0	2	0	0	0	0	0	0	0	0	0	29
10:00	0	9	4	0	1	0	0	0	0	0	0	0	0	0	14
10:15	3	23	7	0	1	0	0	0	0	0	0	0	0	0	34
10:30	3	58	29	0	4	0	0	1	1	0	0	0	0	0	96
10:45	0	16	5	0	2	0	0	0	0	0	0	0	0	0	23
11:00	1	21	6	0	1	0	0	1	0	0	0	0	0	0	30
11:15	0	16	7	0	1	0	0	1	0	0	0	0	0	0	25
11:30	0	24	7	0	2	0	0	0	0	0	0	0	0	0	33
11:45	1	77	25	0	6	0	0	2	0	0	0	0	0	0	111
12:00	2	25	6	0	2	0	0	0	0	0	0	0	0	0	35
12:15	2	24	14	0	5	1	0	0	0	0	0	0	0	0	46
12:30	2	13	4	0	3	0	0	1	0	0	0	0	0	0	23
12:45	2	24	8	0	1	0	0	2	1	0	0	0	0	0	38
Total	8	86	32	0	11	1	0	3	1	0	0	0	0	0	142
Percent	2.7%	62.1%	27.4%	0.2%	5.7%	0.4%	0.0%	1.3%	0.4%	0.0%	0.0%	0.0%	0.0%	0.0%	559

10232 NW 47 Street
Sunrise FL, 33351
954.451.3795

Sebastian Inlet Bridge - NB 72 Hrs. bi-directional vehicle classification counts (11/12/2019 to 11/14/2019)

Sebastian Inlet Bridge

Northbound

Start Time	Bikes	Cars & Trailer	2 Axle Long	Buses	2 Axle 6 Tire	3 Axle Single	4 Axle Single	<5 Axl Double	5 Axle Double	>6 Axl Double	<6 Axl Multi	6 Axle Multi	>6 Axl Multi	Not Classe	Total
11/13/19	0	1	1	0	0	0	0	0	0	0	0	0	0	0	2
00:15	0	1	2	0	0	0	0	0	0	0	0	0	0	0	3
00:30	0	2	4	0	0	0	0	0	0	0	0	0	0	0	6
00:45	0	3	0	0	0	0	0	0	0	0	0	0	0	0	3
01:00	0	7	7	0	0	0	0	0	0	0	0	0	0	0	14
01:15	0	1	1	0	0	0	0	0	0	0	0	0	0	0	2
01:30	0	0	1	0	0	0	0	0	0	0	0	0	0	0	1
01:45	0	3	0	0	0	0	0	0	0	0	0	0	0	0	3
02:00	0	1	1	0	0	0	0	0	0	0	0	0	0	0	2
02:15	0	5	3	0	0	0	0	0	0	0	0	0	0	0	8
02:30	0	0	1	0	0	0	0	0	0	0	0	0	0	0	1
02:45	0	1	0	0	0	0	0	0	0	0	0	0	0	0	1
03:00	0	0	0	0	0	0	0	0	0	0	0	0	0	0	0
03:15	0	0	1	0	0	0	0	0	0	0	0	0	0	0	1
03:30	0	0	0	0	0	0	0	0	0	0	0	0	0	0	0
03:45	0	1	2	0	0	0	0	0	0	0	0	0	0	0	3
04:00	0	0	0	0	0	0	0	0	0	0	0	0	0	0	0
04:15	0	0	0	0	0	0	0	0	0	0	0	0	0	0	0
04:30	0	1	3	0	0	0	0	0	0	0	0	0	0	0	4
04:45	0	0	0	0	0	0	0	0	0	0	0	0	0	0	0
05:00	0	3	0	0	0	0	0	0	0	0	0	0	0	0	3
05:15	0	0	3	0	0	0	0	0	0	0	0	0	0	0	3
05:30	0	1	0	0	1	0	0	0	0	0	0	0	0	0	2
05:45	0	5	3	0	0	0	0	0	0	0	0	0	0	0	8
06:00	0	12	7	0	1	0	0	0	0	0	0	0	0	0	20
06:15	0	2	1	0	0	0	0	0	0	0	0	0	0	0	3
06:30	0	5	4	1	0	0	0	0	0	0	0	0	0	0	10
06:45	0	3	4	0	0	0	0	0	0	0	0	0	0	0	7
07:00	0	9	4	0	0	0	0	0	0	0	0	0	0	0	13
07:15	0	19	13	1	0	0	0	0	0	0	0	0	0	0	33
07:30	0	2	2	0	1	0	0	0	0	0	0	0	0	0	5
07:45	0	5	2	0	0	0	0	0	0	0	0	0	0	0	7
08:00	0	7	3	0	1	0	0	0	0	0	0	0	0	0	11
08:15	0	8	5	0	0	1	0	0	0	0	0	0	0	0	14
08:30	0	22	12	0	2	1	0	0	0	0	0	0	0	0	37
08:45	0	15	12	0	2	0	0	0	0	0	0	0	0	0	29
09:00	0	9	5	0	2	0	0	1	0	0	0	0	0	0	17
09:15	0	12	6	0	0	0	0	0	0	0	0	0	0	0	18
09:30	0	8	7	0	2	0	1	0	0	0	0	0	0	0	18
09:45	0	44	30	0	6	0	1	1	0	0	0	0	0	0	82
10:00	0	6	3	0	3	0	0	1	0	0	0	0	0	0	13
10:15	0	8	5	0	1	1	0	0	1	0	0	0	0	0	16
10:30	0	11	5	0	0	0	0	2	0	0	0	0	0	0	18
10:45	1	11	6	1	3	0	0	0	0	0	0	0	0	0	22
11:00	1	36	19	1	7	1	0	3	1	0	0	0	0	0	69
11:15	0	4	5	0	2	0	0	1	0	0	0	0	0	0	12
11:30	0	12	5	0	2	0	0	0	0	0	0	0	0	0	19
11:45	0	11	6	0	3	0	0	1	0	0	0	0	0	0	21
12:00	0	6	5	0	2	0	0	0	0	0	0	0	0	0	13
12:15	0	33	21	0	9	0	0	2	0	0	0	0	0	0	65
12:30	0	20	6	0	3	0	0	1	0	0	0	0	0	0	30
12:45	0	8	4	1	1	0	0	0	0	0	0	0	0	0	14
13:00	0	25	7	0	1	0	0	1	0	0	0	0	0	0	34
13:15	0	9	7	1	1	0	0	1	0	0	0	0	0	0	19
13:30	0	62	24	2	6	0	0	3	0	0	0	0	0	0	97
13:45	0	1	246	143	4	31	2	1	9	1	0	0	0	0	438
Total	1	246	143	4	31	2	1	9	1	0	0	0	0	0	438
Percent	0.2%	56.2%	32.6%	0.9%	7.1%	0.5%	0.2%	2.1%	0.2%	0.0%	0.0%	0.0%	0.0%	0.0%	

10232 NW 47 Street
Sunrise FL, 33351
954.451.3795

Sebastian Inlet Bridge - NB 72 Hrs. bi-directional vehicle classification counts (11/12/2019 to 11/14/2019)

Sebastian Inlet Bridge

Northbound

Start Time	Bikes	Cars & Trailer	2 Axle Long	Buses	2 Axle 6 Tire	3 Axle Single	4 Axle Single	<5 Axl Double	5 Axle Double	>6 Axl Double	<6 Axl Multi	6 Axle Multi	>6 Axl Multi	Not Classe	Total
12 PM	0	13	5	1	2	1	0	0	0	0	0	0	0	0	22
12:15	0	19	6	1	1	0	0	0	0	0	0	0	0	0	27
12:30	0	21	4	0	2	0	0	0	0	0	0	0	0	0	27
12:45	0	16	6	1	1	0	0	0	0	0	0	0	0	0	24
13:00	0	69	21	3	6	1	0	0	0	0	0	0	0	0	100
13:15	0	9	10	0	2	0	0	1	0	0	0	0	0	0	22
13:30	0	15	4	0	1	0	0	0	0	0	0	0	0	0	20
13:45	0	10	3	0	3	0	0	0	0	0	0	0	0	0	16
14:00	0	19	3	0	1	0	0	0	0	0	0	0	0	0	23
14:15	0	53	20	0	7	0	0	1	0	0	0	0	0	0	81
14:30	0	17	6	0	0	0	0	0	0	0	0	0	0	0	23
14:45	0	9	7	0	1	1	0	0	0	0	0	0	0	0	18
15:00	0	18	2	0	4	0	0	0	0	0	0	0	0	0	24
15:15	0	13	11	0	0	1	0	0	0	0	0	0	0	0	25
15:30	0	57	26	0	5	2	0	0	0	0	0	0	0	0	90
15:45	0	14	6	0	1	1	0	0	0	0	0	0	0	0	22
16:00	0	15	7	1	1	0	0	0	0	0	0	0	0	0	24
16:15	0	9	2	0	2	0	0	0	0	0	0	0	0	0	13
16:30	0	18	5	0	0	0	0	0	0	0	0	0	0	0	23
16:45	0	56	20	1	4	1	0	0	0	0	0	0	0	0	82
17:00	1	17	3	1	1	0	0	0	0	0	0	0	0	0	23
17:15	0	29	9	0	2	0	0	1	0	0	0	0	0	0	41
17:30	0	26	7	0	1	0	0	0	0	0	0	0	0	0	34
17:45	0	17	3	0	4	0	0	0	0	0	0	0	0	0	24
18:00	1	89	22	1	8	0	0	1	0	0	0	0	0	0	122
18:15	1	21	13	0	1	0	0	0	0	0	0	0	0	0	36
18:30	0	36	2	0	0	0	0	0	0	0	0	0	0	0	38
18:45	0	29	3	0	1	0	0	0	0	0	0	0	0	0	33
19:00	0	18	5	0	2	0	0	0	0	0	0	0	0	0	25
19:15	1	104	23	0	4	0	0	0	0	0	0	0	0	0	132
19:30	0	8	5	0	2	0	0	0	0	0	0	0	0	0	15
19:45	0	16	3	0	1	0	0	0	0	0	0	0	0	0	20
20:00	0	12	2	0	0	0	0	0	1	0	0	0	0	0	15
20:15	0	7	3	0	0	0	0	0	0	0	0	0	0	0	10
20:30	0	43	13	0	3	0	0	0	1	0	0	0	0	0	60
20:45	0	6	0	0	2	0	0	0	0	0	0	0	0	0	8
21:00	0	9	5	0	1	0	0	0	0	0	0	0	0	0	15
21:15	0	6	2	0	1	0	0	0	0	0	0	0	0	0	9
21:30	0	5	2	0	0	0	0	0	0	0	0	0	0	0	7
21:45	0	26	9	0	4	0	0	0	0	0	0	0	0	0	39
22:00	0	4	3	0	0	0	0	0	0	0	0	0	0	0	7
22:15	0	4	3	0	0	0	0	0	0	0	0	0	0	0	7
22:30	0	0	2	0	0	0	0	0	0	0	0	0	0	0	2
22:45	0	7	5	0	0	0	0	1	0	0	0	0	0	0	13
23:00	0	15	13	0	0	0	0	1	0	0	0	0	0	0	29
23:15	0	7	1	0	0	0	0	0	0	0	0	0	0	0	8
23:30	0	2	1	0	1	0	0	1	0	0	0	0	0	0	5
23:45	0	4	0	0	0	0	0	0	0	0	0	0	0	0	4
24:00	0	4	2	0	0	0	0	0	0	0	0	0	0	0	6
24:15	0	17	4	0	1	0	0	1	0	0	0	0	0	0	23
24:30	0	3	2	0	0	0	0	0	0	0	0	0	0	0	5
24:45	0	7	0	0	0	0	0	0	0	0	0	0	0	0	7
25:00	0	6	3	0	1	0	0	0	0	0	0	0	0	0	10
25:15	0	1	1	0	0	0	0	0	0	0	0	0	0	0	2
25:30	0	17	6	0	1	0	0	0	0	0	0	0	0	0	24
25:45	0	3	1	0	0	0	0	0	0	0	0	0	0	0	4
26:00	0	5	0	0	0	0	0	0	0	0	0	0	0	0	5
26:15	0	3	0	0	0	0	0	0	0	0	0	0	0	0	3
26:30	0	2	0	0	0	0	0	1	0	0	0	0	0	0	3
26:45	0	13	1	0	0	0	0	1	0	0	0	0	0	0	15
Total	2	559	178	5	43	4	0	5	1	0	0	0	0	0	797
Percent	0.3%	70.1%	22.3%	0.6%	5.4%	0.5%	0.0%	0.6%	0.1%	0.0%	0.0%	0.0%	0.0%	0.0%	
Daily Total	3	805	321	9	74	6	1	14	2	0	0	0	0	0	1235
Percent	0.2%	65.2%	26.0%	0.7%	6.0%	0.5%	0.1%	1.1%	0.2%	0.0%	0.0%	0.0%	0.0%	0.0%	

10232 NW 47 Street
Sunrise FL, 33351
954.451.3795

Sebastian Inlet Bridge - NB 72 Hrs. bi-directional vehicle classification counts (11/12/2019 to 11/14/2019)

Sebastian Inlet Bridge

Northbound

Start Time	Bikes	Cars & Trailer	2 Axle Long	Buses	2 Axle 6 Tire	3 Axle Single	4 Axle Single	<5 Axl Double	5 Axle Double	>6 Axl Double	<6 Axl Multi	6 Axle Multi	>6 Axl Multi	Not Classe	Total
11/14/19	0	1	1	0	0	0	0	0	0	0	0	0	0	0	2
00:15	0	0	3	0	0	0	0	0	0	0	0	0	0	0	3
00:30	0	1	0	0	0	0	0	0	0	0	0	0	0	0	1
00:45	0	0	1	0	0	0	0	0	0	0	0	0	0	0	1
01:00	0	2	5	0	0	0	0	0	0	0	0	0	0	0	7
01:15	0	2	1	0	0	0	0	0	0	0	0	0	0	0	3
01:30	0	0	1	0	0	0	0	0	0	0	0	0	0	0	1
01:45	0	2	0	0	0	0	0	0	0	0	0	0	0	0	2
02:00	0	1	0	0	0	0	0	0	0	0	0	0	0	0	1
02:15	0	5	2	0	0	0	0	0	0	0	0	0	0	0	7
02:30	0	0	0	0	0	0	0	0	0	0	0	0	0	0	0
02:45	0	0	0	0	0	0	0	0	0	0	0	0	0	0	0
03:00	0	0	0	0	0	0	0	0	0	0	0	0	0	0	0
03:15	0	0	0	0	0	0	0	0	0	0	0	0	0	0	0
03:30	0	1	0	0	1	0	0	0	0	0	0	0	0	0	2
03:45	0	0	1	0	0	0	0	0	0	0	0	0	0	0	1
04:00	0	1	1	0	1	0	0	0	0	0	0	0	0	0	3
04:15	0	1	0	0	0	0	0	0	0	0	0	0	0	0	1
04:30	0	0	0	0	0	0	0	0	0	0	0	0	0	0	0
04:45	0	2	0	0	0	0	0	0	0	0	0	0	0	0	2
05:00	0	4	2	0	0	0	0	0	0	0	0	0	0	0	6
05:15	0	7	2	0	0	0	0	0	0	0	0	0	0	0	9
05:30	0	1	1	0	0	0	0	0	0	0	0	0	0	0	2
05:45	0	2	4	0	0	0	0	0	0	0	0	0	0	0	6
06:00	0	2	1	0	0	0	0	1	0	0	0	0	0	0	4
06:15	0	5	5	0	0	0	0	0	0	0	0	0	0	0	10
06:30	0	10	11	0	0	0	0	1	0	0	0	0	0	0	22
06:45	0	3	4	0	0	0	0	0	0	0	0	0	0	0	7
07:00	0	3	3	1	1	0	0	0	0	0	0	0	0	0	8
07:15	0	5	4	0	0	0	0	0	0	0	0	0	0	0	9
07:30	0	9	2	0	0	0	0	0	0	0	0	0	0	0	11
07:45	0	14	2	0	3	0	0	0	0	0	0	0	0	0	19
08:00	0	20	13	1	1	0	0	0	0	0	0	0	0	0	35
08:15	0	5	6	0	1	0	0	1	0	0	0	0	0	0	13
08:30	0	6	8	0	1	0	0	1	0	0	0	0	0	0	16
08:45	0	5	3	0	1	0	0	0	0	0	0	0	0	0	9
09:00	0	14	2	0	3	0	0	0	0	0	0	0	0	0	19
09:15	0	30	19	0	6	0	0	2	0	0	0	0	0	0	57
09:30	0	13	6	0	1	0	0	0	0	0	0	0	0	0	20
09:45	0	5	4	0	0	0	0	0	0	0	0	0	0	0	9
10:00	0	13	4	0	1	0	0	0	0	0	0	0	0	0	18
10:15	0	12	3	0	5	0	0	1	0	0	0	0	0	0	21
10:30	0	43	17	0	7	0	0	1	0	0	0	0	0	0	68
10:45	0	2	4	0	1	0	0	1	0	0	0	0	0	0	8
11:00	0	14	4	0	1	0	0	1	0	0	0	0	0	0	20
11:15	0	8	7	1	0	0	0	0	0	0	0	0	0	0	16
11:30	0	16	8	0	2	0	0	0	0	0	0	0	0	0	26
11:45	0	40	23	1	4	0	0	2	0	0	0	0	0	0	70
12:00	0	15	5	0	2	0	0	0	0	0	0	0	0	0	22
12:15	2	8	3	0	3	0	0	0	0	0	0	0	0	0	16
12:30	0	22	7	0	1	0	0	1	1	0	0	0	0	0	32
12:45	1	10	6	0	1	0	0	0	1	0	0	0	0	0	19
Total	3	55	21	0	7	0	0	1	2	0	0	0	0	0	89
Percent	0.9%	59.5%	29.4%	0.7%	7.2%	0.0%	0.0%	2.0%	0.4%	0.0%	0.0%	0.0%	0.0%	0.0%	459

10232 NW 47 Street
Sunrise FL, 33351
954.451.3795

Sebastian Inlet Bridge - NB 72 Hrs. bi-directional vehicle classification counts (11/12/2019 to 11/14/2019)

Sebastian Inlet Bridge

Northbound

Start Time	Bikes	Cars & Trailer	2 Axle Long	Buses	2 Axle 6 Tire	3 Axle Single	4 Axle Single	<5 Axl Double	5 Axle Double	>6 Axl Double	<6 Axl Multi	6 Axle Multi	>6 Axl Multi	Not Classe	Total
12 PM	2	15	10	0	2	0	0	0	0	0	0	0	0	0	29
12:15	0	22	5	1	0	2	0	3	0	0	0	0	0	0	33
12:30	0	18	11	0	0	0	0	1	0	0	0	0	0	0	30
12:45	0	18	8	0	1	0	0	0	0	0	0	0	0	0	27
13:00	2	73	34	1	3	2	0	4	0	0	0	0	0	0	119
13:15	1	20	7	0	2	0	0	0	0	0	0	0	0	0	30
13:30	0	18	5	0	2	1	0	0	0	0	0	0	0	0	26
13:45	0	16	8	0	3	0	0	0	0	0	0	0	0	0	27
14:00	0	22	9	0	3	0	0	0	0	0	0	0	0	0	34
14:15	1	76	29	0	10	1	0	0	0	0	0	0	0	0	117
14:30	0	18	9	1	1	0	0	0	0	0	0	0	0	0	29
14:45	0	13	8	0	1	0	0	0	0	0	0	0	0	0	22
15:00	0	16	8	0	6	0	0	0	0	0	0	0	0	0	30
15:15	0	11	10	0	0	0	0	1	0	0	0	0	0	0	22
15:30	0	58	35	1	8	0	0	1	0	0	0	0	0	0	103
15:45	0	11	9	0	0	0	0	1	0	0	0	0	0	0	21
16:00	0	18	5	0	4	0	0	0	0	0	0	0	0	0	27
16:15	0	24	5	0	2	0	0	0	0	0	0	0	0	0	31
16:30	0	29	4	0	2	0	0	0	0	0	0	0	0	0	35
16:45	0	82	23	0	8	0	0	1	0	0	0	0	0	0	114
17:00	1	24	7	0	2	0	0	0	0	0	0	0	0	0	34
17:15	0	17	8	0	1	0	0	0	0	0	0	0	0	0	26
17:30	0	29	7	0	1	0	0	0	0	0	0	0	0	0	37
17:45	0	23	6	0	1	0	0	1	0	0	0	0	0	0	31
18:00	1	93	28	0	5	0	0	1	0	0	0	0	0	0	128
18:15	0	20	4	0	2	0	0	0	0	0	0	0	0	0	26
18:30	0	30	10	0	1	0	0	0	0	0	0	0	0	0	41
18:45	0	21	8	0	1	0	0	2	0	0	0	0	0	0	32
19:00	0	17	2	0	1	0	0	0	0	0	0	0	0	0	20
19:15	0	88	24	0	5	0	0	2	0	0	0	0	0	0	119
19:30	0	18	2	0	1	0	0	0	0	0	0	0	0	0	21
19:45	0	14	8	0	1	0	0	0	0	0	0	0	0	0	23
20:00	0	6	5	0	1	0	0	0	0	0	0	0	0	0	12
20:15	0	8	3	0	1	0	0	0	0	0	0	0	0	0	12
20:30	0	46	18	0	4	0	0	0	0	0	0	0	0	0	68
20:45	0	5	2	0	1	0	0	0	0	0	0	0	0	0	8
21:00	0	9	4	0	0	0	0	0	0	0	0	0	0	0	13
21:15	0	3	4	0	1	0	0	0	0	0	0	0	0	0	8
21:30	0	3	4	0	0	0	0	0	0	0	0	0	0	0	7
21:45	0	20	14	0	2	0	0	0	0	0	0	0	0	0	36
22:00	0	7	2	0	0	0	0	0	0	0	0	0	0	0	9
22:15	0	5	3	0	0	0	0	0	0	0	0	0	0	0	8
22:30	0	7	2	0	0	0	0	0	0	0	0	0	0	0	9
22:45	0	7	2	0	0	0	0	0	0	0	0	0	0	0	9
23:00	0	26	9	0	0	0	0	0	0	0	0	0	0	0	35
23:15	0	3	3	0	0	0	0	0	0	0	0	0	0	0	6
23:30	0	6	3	0	0	0	0	0	0	0	0	0	0	0	9
23:45	0	6	4	0	0	0	0	0	0	0	0	0	0	0	10
24:00	0	4	1	0	3	0	0	0	0	0	0	0	0	0	8
24:15	0	19	11	0	3	0	0	0	0	0	0	0	0	0	33
24:30	0	5	2	0	0	0	0	0	0	0	0	0	0	0	7
24:45	0	8	2	0	0	0	0	0	0	0	0	0	0	0	10
25:00	0	2	5	0	1	0	0	0	0	0	0	0	0	0	8
25:15	0	5	1	0	0	0	0	0	0	0	0	0	0	0	6
25:30	0	20	10	0	1	0	0	0	0	0	0	0	0	0	31
25:45	0	4	0	0	0	0	0	0	0	0	0	0	0	0	4
26:00	0	4	1	0	0	0	0	0	0	0	0	0	0	0	5
26:15	0	2	1	0	1	0	0	0	0	0	0	0	0	0	4
26:30	0	0	0	0	0	0	0	0	0	0	0	0	0	0	0
26:45	0	10	2	0	1	0	0	0	0	0	0	0	0	0	13
Total	4	611	237	2	50	3	0	9	0	0	0	0	0	0	916
Percent	0.4%	66.7%	25.9%	0.2%	5.5%	0.3%	0.0%	1.0%	0.0%	0.0%	0.0%	0.0%	0.0%	0.0%	
Daily Total	8	884	372	5	83	3	0	18	2	0	0	0	0	0	1375
Percent	0.6%	64.3%	27.1%	0.4%	6.0%	0.2%	0.0%	1.3%	0.1%	0.0%	0.0%	0.0%	0.0%	0.0%	
Grand Total	50	2735	1082	18	232	12	1	47	8	0	0	0	0	0	4185
Percent	1.2%	65.4%	25.9%	0.4%	5.5%	0.3%	0.0%	1.1%	0.2%	0.0%	0.0%	0.0%	0.0%	0.0%	

10232 NW 47 Street
Sunrise FL, 33351
954.451.3795

Sebastian Inlet Bridge - SB 72 Hrs. bi-directional vehicle classification counts (12/10/2019 to 12/12/2019)

Sebastian Inlet Bridge

Southbound

Start Time	Bikes	Cars & Trailer	2 Axle Long	Buses	2 Axle 6 Tire	3 Axle Single	4 Axle Single	<5 Axl Double	5 Axle Double	>6 Axl Double	<6 Axl Multi	6 Axle Multi	>6 Axl Multi	Not Classe	Total
12/10/19	0	0	2	0	0	0	0	0	0	0	0	0	0	0	2
00:15	0	0	0	0	0	0	0	0	0	0	0	0	0	0	0
00:30	0	1	1	0	0	0	0	0	0	0	0	0	0	0	2
00:45	0	0	0	0	0	0	0	0	0	0	0	0	0	0	0
01:00	0	1	3	0	0	0	0	0	0	0	0	0	0	0	4
01:15	0	0	0	0	1	0	0	0	0	0	0	0	0	0	1
01:30	0	1	1	0	0	0	0	0	0	0	0	0	0	0	2
01:45	0	0	0	0	0	0	0	0	0	0	0	0	0	0	0
02:00	0	0	1	0	0	0	0	0	0	0	0	0	0	0	1
02:15	0	1	2	0	1	0	0	0	0	0	0	0	0	0	4
02:30	0	0	0	0	0	0	0	0	0	0	0	0	0	0	0
02:45	0	0	0	0	0	0	0	0	0	0	0	0	0	0	0
03:00	0	1	0	0	0	0	0	0	0	0	0	0	0	0	1
03:15	0	0	0	0	0	0	0	0	0	0	0	0	0	0	0
03:30	0	0	0	0	0	0	0	0	0	0	0	0	0	0	0
03:45	0	0	0	0	0	0	0	0	0	0	0	0	0	0	0
04:00	0	0	1	0	0	0	0	0	0	0	0	0	0	0	1
04:15	0	1	0	0	0	0	0	0	0	0	0	0	0	0	1
04:30	0	1	0	0	0	0	0	0	0	0	0	0	0	0	1
04:45	0	0	1	0	0	0	0	0	0	0	0	0	0	0	1
05:00	0	3	0	0	0	0	0	0	0	0	0	0	0	0	3
05:15	0	5	1	0	0	0	0	0	0	0	0	0	0	0	6
05:30	0	2	3	0	2	0	0	0	0	0	0	0	0	0	7
05:45	0	1	1	0	0	0	0	0	0	0	0	0	0	0	2
06:00	0	8	0	0	0	0	0	0	0	0	0	0	0	0	8
06:15	0	5	5	0	0	0	0	1	0	0	0	0	0	0	11
06:30	0	16	9	0	2	0	0	1	0	0	0	0	0	0	28
06:45	1	5	3	0	0	0	0	0	0	0	0	0	0	0	9
07:00	0	6	4	0	1	0	0	2	0	0	0	0	0	0	13
07:15	0	18	6	0	1	0	0	1	0	0	0	0	0	0	26
07:30	2	15	3	1	2	0	0	0	0	0	0	0	0	0	23
07:45	3	44	16	1	4	0	0	3	0	0	0	0	0	0	71
08:00	0	16	6	0	0	0	0	1	0	0	0	0	0	0	23
08:15	1	20	12	0	4	0	0	2	0	0	0	0	0	0	39
08:30	0	20	10	0	1	1	0	0	0	0	0	0	0	0	32
08:45	0	27	3	0	0	0	0	0	0	0	0	0	0	0	30
09:00	1	83	31	0	5	1	0	3	0	0	0	0	0	0	124
09:15	0	26	7	0	0	0	1	0	0	0	0	0	0	0	34
09:30	0	16	7	0	1	0	0	0	0	0	0	0	0	0	24
09:45	1	23	8	0	0	0	0	1	0	0	0	0	0	0	33
10:00	0	12	3	0	2	0	0	0	0	0	0	0	0	0	17
10:15	1	77	25	0	3	0	1	1	0	0	0	0	0	0	108
10:30	0	16	3	1	3	2	0	1	0	0	0	0	0	0	26
10:45	0	17	5	0	3	2	0	0	1	0	0	0	0	0	28
11:00	0	15	10	0	1	0	0	0	0	0	0	0	0	0	26
11:15	0	16	5	0	2	0	0	0	0	0	0	0	0	0	23
11:30	0	64	23	1	9	4	0	1	1	0	0	0	0	0	103
11:45	2	23	3	0	4	0	0	2	0	0	0	0	0	0	34
12/11/19	0	25	6	0	1	0	0	0	0	0	0	0	0	0	32
12/12/19	0	25	12	0	4	0	0	1	0	0	0	0	0	0	42
12/10/19	0	23	8	0	4	0	0	0	0	0	0	0	0	0	35
12/11/19	2	96	29	0	13	0	0	3	0	0	0	0	0	0	143
12/12/19	0	24	10	0	2	1	0	0	0	0	0	0	0	0	37
12/10/19	0	28	8	1	4	1	0	0	0	0	0	0	0	0	42
12/11/19	1	20	11	0	2	2	0	1	0	0	0	0	0	0	37
12/12/19	0	20	10	0	4	0	0	0	0	0	0	0	0	0	34
Total	1	92	39	1	12	4	0	1	0	0	0	0	0	0	150
Percent	8	481	179	3	49	9	1	13	1	0	0	0	0	0	744
Percent	1.1%	64.7%	24.1%	0.4%	6.6%	1.2%	0.1%	1.7%	0.1%	0.0%	0.0%	0.0%	0.0%	0.0%	

10232 NW 47 Street
Sunrise FL, 33351
954.451.3795

Sebastian Inlet Bridge - SB 72 Hrs. bi-directional vehicle classification counts (12/10/2019 to 12/12/2019)

Sebastian Inlet Bridge

Southbound

Start Time	Bikes	Cars & Trailer	2 Axle Long	Buses	2 Axle 6 Tire	3 Axle Single	4 Axle Single	<5 Axl Double	5 Axle Double	>6 Axl Double	<6 Axl Multi	6 Axle Multi	>6 Axl Multi	Not Classe	Total
12 PM	0	16	5	0	0	0	0	1	0	0	0	0	0	0	22
12:15	0	22	11	0	2	0	0	4	0	0	0	0	0	0	39
12:30	0	11	6	0	3	0	0	1	0	0	0	0	0	0	21
12:45	5	16	8	0	2	0	0	0	0	0	0	0	0	0	31
	5	65	30	0	7	0	0	6	0	0	0	0	0	0	113
13:00	2	23	5	1	3	0	0	0	0	0	0	0	0	0	34
13:15	0	18	7	0	1	2	0	0	0	0	0	0	0	0	28
13:30	1	29	9	0	2	2	0	0	0	0	0	0	0	0	43
13:45	1	25	8	1	0	0	0	0	0	0	0	0	0	0	35
	4	95	29	2	6	4	0	0	0	0	0	0	0	0	140
14:00	0	27	10	0	3	0	0	0	0	0	0	0	0	0	40
14:15	1	14	5	0	3	0	0	0	0	0	0	0	0	0	23
14:30	3	16	11	0	1	0	0	0	0	0	0	0	0	0	31
14:45	0	18	10	0	2	0	0	0	0	0	0	0	0	0	30
	4	75	36	0	9	0	0	0	0	0	0	0	0	0	124
15:00	0	17	12	0	2	0	0	0	0	0	0	0	0	0	31
15:15	1	14	15	0	1	1	0	0	0	0	0	0	0	0	32
15:30	2	17	15	0	1	1	0	0	0	0	0	0	0	0	36
15:45	0	20	11	0	4	0	0	1	1	0	0	0	0	0	37
	3	68	53	0	8	2	0	1	1	0	0	0	0	0	136
16:00	2	14	7	0	4	0	0	0	0	0	0	0	0	0	27
16:15	0	24	8	0	1	0	0	2	0	0	0	0	0	0	35
16:30	3	20	6	0	1	1	0	0	0	0	0	0	0	0	31
16:45	0	21	11	0	0	0	0	1	0	0	0	0	0	0	33
	5	79	32	0	6	1	0	3	0	0	0	0	0	0	126
17:00	0	23	9	0	3	1	0	0	1	0	0	0	0	0	37
17:15	1	19	10	0	3	0	0	0	1	0	0	0	0	0	34
17:30	0	13	7	1	1	6	0	0	0	0	0	0	0	0	28
17:45	0	26	5	0	1	2	0	0	0	0	0	0	0	0	34
	1	81	31	1	8	9	0	0	2	0	0	0	0	0	133
18:00	0	16	2	0	2	0	0	0	0	0	0	0	0	0	20
18:15	0	10	3	0	1	0	0	1	0	0	0	0	0	0	15
18:30	0	6	5	0	0	0	0	0	0	0	0	0	0	0	11
18:45	0	9	4	0	0	0	0	0	0	0	0	0	0	0	13
	0	41	14	0	3	0	0	1	0	0	0	0	0	0	59
19:00	0	10	5	0	0	0	0	0	0	0	0	0	0	0	15
19:15	0	7	0	0	0	0	0	0	0	0	0	0	0	0	7
19:30	1	4	1	0	0	0	0	0	0	0	0	0	0	0	6
19:45	0	6	1	0	1	0	0	0	0	0	0	0	0	0	8
	1	27	7	0	1	0	0	0	0	0	0	0	0	0	36
20:00	0	2	1	0	1	0	0	0	0	0	0	0	0	0	4
20:15	0	4	2	0	0	0	0	1	0	0	0	0	0	0	7
20:30	0	5	1	0	0	0	0	0	0	0	0	0	0	0	6
20:45	0	4	1	0	1	0	0	0	0	0	0	0	0	0	6
	0	15	5	0	2	0	0	1	0	0	0	0	0	0	23
21:00	0	3	1	0	0	0	0	0	0	0	0	0	0	0	4
21:15	0	5	0	0	0	0	0	0	0	0	0	0	0	0	5
21:30	0	2	2	0	0	0	0	1	0	0	0	0	0	0	5
21:45	0	9	2	0	0	0	0	1	0	0	0	0	0	0	12
	0	19	5	0	0	0	0	2	0	0	0	0	0	0	26
22:00	0	1	1	0	0	0	0	0	0	0	0	0	0	0	2
22:15	0	2	1	0	0	0	0	0	0	0	0	0	0	0	3
22:30	0	2	2	0	0	0	0	0	0	0	0	0	0	0	4
22:45	0	2	0	0	0	0	0	0	0	0	0	0	0	0	2
	0	7	4	0	0	0	0	0	0	0	0	0	0	0	11
23:00	0	2	1	0	0	0	0	0	0	0	0	0	0	0	3
23:15	0	4	0	0	1	0	0	0	0	0	0	0	0	0	5
23:30	0	1	0	0	0	0	0	0	0	0	0	0	0	0	1
23:45	0	0	2	0	0	0	0	0	0	0	0	0	0	0	2
	0	7	3	0	1	0	0	0	0	0	0	0	0	0	11
Total	23	579	249	3	51	16	0	14	3	0	0	0	0	0	938
Percent	2.5%	61.7%	26.5%	0.3%	5.4%	1.7%	0.0%	1.5%	0.3%	0.0%	0.0%	0.0%	0.0%	0.0%	
Daily Total	31	1060	428	6	100	25	1	27	4	0	0	0	0	0	1682
Percent	1.8%	63.0%	25.4%	0.4%	5.9%	1.5%	0.1%	1.6%	0.2%	0.0%	0.0%	0.0%	0.0%	0.0%	

10232 NW 47 Street
Sunrise FL, 33351
954.451.3795

Sebastian Inlet Bridge - SB 72 Hrs. bi-directional vehicle classification counts (12/10/2019 to 12/12/2019)

Sebastian Inlet Bridge

Southbound

Start Time	Bikes	Cars & Trailer	2 Axle Long	Buses	2 Axle 6 Tire	3 Axle Single	4 Axle Single	<5 Axl Double	5 Axle Double	>6 Axl Double	<6 Axl Multi	6 Axle Multi	>6 Axl Multi	Not Classe	Total
12 PM	0	21	5	2	3	0	0	0	0	0	0	0	0	0	31
12:15	0	17	6	0	2	0	0	0	0	0	0	0	0	0	25
12:30	0	21	10	1	4	0	0	0	1	0	0	0	0	0	37
12:45	0	13	12	0	2	0	0	0	0	0	0	0	0	0	27
	0	72	33	3	11	0	0	0	1	0	0	0	0	0	120
13:00	0	24	13	0	0	0	0	1	0	0	0	0	0	0	38
13:15	0	22	5	0	3	0	0	0	0	0	0	0	0	0	30
13:30	0	12	8	0	0	0	0	0	0	0	0	0	0	0	20
13:45	0	20	6	0	3	0	0	1	0	0	0	0	0	0	30
	0	78	32	0	6	0	0	2	0	0	0	0	0	0	118
14:00	0	26	11	0	0	1	0	0	0	0	0	0	0	0	38
14:15	0	17	4	0	1	0	0	1	0	0	0	0	0	0	23
14:30	0	22	8	0	3	0	0	0	0	0	0	0	0	0	33
14:45	0	17	5	0	0	0	0	0	0	0	0	0	0	0	22
	0	82	28	0	4	1	0	1	0	0	0	0	0	0	116
15:00	1	18	12	0	3	0	0	0	0	0	0	0	0	0	34
15:15	0	19	8	0	3	0	0	0	0	0	0	0	0	0	30
15:30	0	13	12	0	3	0	0	0	1	0	0	0	0	0	29
15:45	0	19	8	0	0	0	1	1	0	0	0	0	0	0	29
	1	69	40	0	9	0	1	1	1	0	0	0	0	0	122
16:00	0	15	6	0	1	1	0	1	0	0	0	0	0	0	24
16:15	1	11	9	0	2	0	0	0	0	0	0	0	0	0	23
16:30	0	15	7	1	2	0	0	0	0	0	0	0	0	0	25
16:45	0	17	10	0	3	0	0	0	0	0	0	0	0	0	30
	1	58	32	1	8	1	0	1	0	0	0	0	0	0	102
17:00	1	13	4	1	1	3	0	0	0	0	0	0	0	0	23
17:15	0	15	3	0	0	2	0	0	0	0	0	0	0	0	20
17:30	0	11	10	0	2	0	0	0	0	0	0	0	0	0	23
17:45	0	6	4	0	4	1	0	0	0	0	0	0	0	0	15
	1	45	21	1	7	6	0	0	0	0	0	0	0	0	81
18:00	0	13	4	0	1	0	0	0	0	0	0	0	0	0	18
18:15	0	11	2	0	3	1	0	0	0	0	0	0	0	0	17
18:30	0	10	4	0	1	0	0	0	0	0	0	0	0	0	15
18:45	0	9	1	0	0	0	0	0	0	0	0	0	0	0	10
	0	43	11	0	5	1	0	0	0	0	0	0	0	0	60
19:00	0	6	3	0	1	0	0	0	0	0	0	0	0	0	10
19:15	0	6	2	0	0	0	0	0	0	0	0	0	0	0	8
19:30	0	6	4	0	0	0	0	0	0	0	0	0	0	0	10
19:45	0	6	10	0	0	0	0	0	0	0	0	0	0	0	16
	0	24	19	0	1	0	0	0	0	0	0	0	0	0	44
20:00	0	5	2	0	0	0	0	0	0	0	0	0	0	0	7
20:15	0	5	3	0	0	0	0	0	0	0	0	0	0	0	8
20:30	0	7	3	0	0	0	0	0	0	0	0	0	0	0	10
20:45	0	2	0	0	0	0	0	0	0	0	0	0	0	0	2
	0	19	8	0	0	0	0	0	0	0	0	0	0	0	27
21:00	0	9	3	0	0	0	0	0	0	0	0	0	0	0	12
21:15	0	4	2	0	0	0	0	0	0	0	0	0	0	0	6
21:30	0	3	4	0	0	0	0	0	0	0	0	0	0	0	7
21:45	0	1	1	0	0	0	0	0	0	0	0	0	0	0	2
	0	17	10	0	0	0	0	0	0	0	0	0	0	0	27
22:00	0	5	2	0	0	0	0	0	0	0	0	0	0	0	7
22:15	0	1	0	0	0	0	0	0	0	0	0	0	0	0	1
22:30	0	1	1	0	0	0	0	0	0	0	0	0	0	0	2
22:45	0	5	1	0	0	0	0	0	0	0	0	0	0	0	6
	0	12	4	0	0	0	0	0	0	0	0	0	0	0	16
23:00	0	3	4	0	0	0	0	0	0	0	0	0	0	0	7
23:15	0	2	0	0	0	0	0	0	0	0	0	0	0	0	2
23:30	0	2	0	0	0	0	0	0	0	0	0	0	0	0	2
23:45	0	1	0	0	0	0	0	0	0	0	0	0	0	0	1
	0	8	4	0	0	0	0	0	0	0	0	0	0	0	12
Total	3	527	242	5	51	9	1	5	2	0	0	0	0	0	845
Percent	0.4%	62.4%	28.6%	0.6%	6.0%	1.1%	0.1%	0.6%	0.2%	0.0%	0.0%	0.0%	0.0%	0.0%	
Daily Total	10	930	420	7	80	11	1	17	3	0	0	0	0	0	1479
Percent	0.7%	62.9%	28.4%	0.5%	5.4%	0.7%	0.1%	1.1%	0.2%	0.0%	0.0%	0.0%	0.0%	0.0%	

10232 NW 47 Street
Sunrise FL, 33351
954.451.3795

Sebastian Inlet Bridge - SB 72 Hrs. bi-directional vehicle classification counts (12/10/2019 to 12/12/2019)

Sebastian Inlet Bridge

Southbound

Start Time	Bikes	Cars & Trailer	2 Axle Long	Buses	2 Axle 6 Tire	3 Axle Single	4 Axle Single	<5 Axl Double	5 Axle Double	>6 Axl Double	<6 Axl Multi	6 Axle Multi	>6 Axl Multi	Not Classe	Total
12 PM	0	7	5	0	1	0	0	2	0	0	0	0	0	0	15
12:15	0	10	9	0	1	0	0	0	0	0	0	0	0	0	20
12:30	0	12	8	0	3	0	0	0	0	0	0	0	0	0	23
12:45	0	8	2	0	1	0	0	1	0	0	0	0	0	0	12
	0	37	24	0	6	0	0	3	0	0	0	0	0	0	70
13:00	0	11	5	0	3	0	0	0	0	0	0	0	0	0	19
13:15	0	14	2	0	3	1	0	0	0	0	0	0	0	0	20
13:30	0	15	2	0	0	0	0	1	0	0	0	0	0	0	18
13:45	0	9	8	0	3	1	0	1	0	0	0	0	0	0	22
	0	49	17	0	9	2	0	2	0	0	0	0	0	0	79
14:00	0	15	7	0	1	0	0	1	0	0	0	0	0	0	24
14:15	0	14	5	0	1	0	0	0	0	0	0	0	0	0	20
14:30	0	7	7	0	0	0	0	0	0	0	0	0	0	0	14
14:45	0	14	6	0	2	0	0	0	0	0	0	0	0	0	22
	0	50	25	0	4	0	0	1	0	0	0	0	0	0	80
15:00	0	6	3	0	4	0	0	1	0	0	0	0	0	0	14
15:15	0	12	3	0	1	0	0	0	0	0	0	0	0	0	16
15:30	0	13	7	0	1	0	0	0	0	0	0	0	0	0	21
15:45	0	4	3	0	1	0	0	0	0	0	0	0	0	0	8
	0	35	16	0	7	0	0	1	0	0	0	0	0	0	59
16:00	0	12	6	0	1	0	0	0	0	0	0	0	0	0	19
16:15	0	9	2	0	3	2	0	0	0	0	0	0	0	0	16
16:30	1	10	7	0	1	3	0	0	0	0	0	0	0	0	22
16:45	0	7	2	0	1	2	0	0	0	0	0	0	0	0	12
	1	38	17	0	6	7	0	0	0	0	0	0	0	0	69
17:00	0	7	3	0	2	0	0	0	0	0	0	0	0	0	12
17:15	0	10	6	0	0	0	0	0	0	0	0	0	0	0	16
17:30	0	3	3	0	2	0	0	0	0	0	0	0	0	0	8
17:45	0	5	2	0	2	0	0	0	0	0	0	0	0	0	9
	0	25	14	0	6	0	0	0	0	0	0	0	0	0	45
18:00	0	7	1	0	1	0	0	0	0	0	0	0	0	0	9
18:15	0	8	2	0	1	0	0	0	0	0	0	0	0	0	11
18:30	0	9	5	0	2	0	0	0	0	0	0	0	0	0	16
18:45	1	6	0	0	2	0	0	0	0	0	0	0	0	0	9
	1	30	8	0	6	0	0	0	0	0	0	0	0	0	45
19:00	0	3	1	0	2	0	0	0	0	0	0	0	0	0	6
19:15	0	4	1	0	1	0	0	0	0	0	0	0	0	0	6
19:30	0	2	2	0	1	0	0	0	0	0	0	0	0	0	5
19:45	1	3	2	0	1	1	0	0	0	0	0	0	0	0	8
	1	12	6	0	5	1	0	0	0	0	0	0	0	0	25
20:00	0	3	2	0	0	0	0	0	0	0	0	0	0	0	5
20:15	0	3	2	0	1	0	0	0	0	0	0	0	0	0	6
20:30	0	1	3	0	1	0	0	0	0	0	0	0	0	0	5
20:45	0	1	0	0	0	0	0	0	0	0	0	0	0	0	1
	0	8	7	0	2	0	0	0	0	0	0	0	0	0	17
21:00	0	7	2	0	0	0	0	0	0	0	0	0	0	0	9
21:15	0	2	0	0	0	0	0	0	0	0	0	0	0	0	2
21:30	0	3	0	0	0	0	0	0	0	0	0	0	0	0	3
21:45	0	2	4	0	1	0	0	0	0	0	0	0	0	0	7
	0	14	6	0	1	0	0	0	0	0	0	0	0	0	21
22:00	0	1	1	0	1	0	0	0	0	0	0	0	0	0	3
22:15	0	1	1	0	0	0	0	0	0	0	0	0	0	0	2
22:30	0	1	1	0	0	0	0	0	0	0	0	0	0	0	2
22:45	0	0	1	0	1	0	0	0	0	0	0	0	0	0	2
	0	3	4	0	2	0	0	0	0	0	0	0	0	0	9
23:00	0	1	0	0	0	0	0	0	0	0	0	0	0	0	1
23:15	0	3	0	0	0	0	0	0	0	0	0	0	0	0	3
23:30	0	1	0	0	0	0	0	0	0	0	0	0	0	0	1
23:45	0	0	2	0	0	0	0	0	0	0	0	0	0	0	2
	0	5	2	0	0	0	0	0	0	0	0	0	0	0	7
Total	3	306	146	0	54	10	0	7	0	0	0	0	0	0	526
Percent	0.6%	58.2%	27.8%	0.0%	10.3%	1.9%	0.0%	1.3%	0.0%	0.0%	0.0%	0.0%	0.0%	0.0%	
Daily Total	4	707	316	2	98	10	0	13	0	0	0	0	0	0	1150
Percent	0.3%	61.5%	27.5%	0.2%	8.5%	0.9%	0.0%	1.1%	0.0%	0.0%	0.0%	0.0%	0.0%	0.0%	
Grand Total	45	2697	1164	15	278	46	2	57	7	0	0	0	0	0	4311
Percent	1.0%	62.6%	27.0%	0.3%	6.4%	1.1%	0.0%	1.3%	0.2%	0.0%	0.0%	0.0%	0.0%	0.0%	

10232 NW 47 Street
Sunrise FL, 33351
954.451.3795

SR192 & A1A - North Leg (NB)

72 Hrs. bi-directional vehicle classification counts
(12/10/2019 to 12/12/2019)

SR192 & A1A
North Leg

Start Time	Tue 10-Dec-19	<-----Quarter		Hour----->		Hour Total	
		1st	2nd	3rd	4th		
12:00 AM		21	16	11	7	55	■
01:00		10	6	7	7	30	■
02:00		8	6	6	1	21	■
03:00		1	2	5	3	11	■
04:00		2	5	0	21	28	■
05:00		22	29	26	36	113	■
06:00		44	70	90	116	320	■
07:00		98	147	194	198	637	■
08:00		178	201	165	161	705	■
09:00		199	191	180	200	770	■
10:00		145	175	188	200	708	■
11:00		162	173	180	184	699	■
12:00 PM		170	184	181	181	716	■
01:00		172	188	176	200	736	■
02:00		180	156	218	178	732	■
03:00		185	190	202	170	747	■
04:00		213	198	184	218	813	■
05:00		182	219	223	205	829	■
06:00		170	181	177	143	671	■
07:00		136	110	80	103	429	■
08:00		87	96	100	72	355	■
09:00		72	65	60	42	239	■
10:00		37	32	27	25	121	■
11:00		38	18	14	18	88	■
Day Total						10573	

10232 NW 47 Street
 Sunrise FL,33351
 954.451.3795

SR192 & A1A - North Leg (NB)
 72 Hrs. bi-directional vehicle classification counts
 (12/10/2019 to 12/12/2019)

SR192 & A1A
 North Leg

Start Time	Wed 11-Dec-19	<-----Quarter		Hour----->		Hour Total	
		1st	2nd	3rd	4th		
12:00 AM		9	15	7	9	40	■
01:00		10	6	6	3	25	■
02:00		3	3	4	2	12	■
03:00		4	4	3	2	13	■
04:00		5	12	8	12	37	■
05:00		30	13	24	32	99	■
06:00		43	55	76	117	291	■
07:00		104	136	208	188	636	■
08:00		206	160	182	180	728	■
09:00		192	172	174	160	698	■
10:00		174	172	180	188	714	■
11:00		183	172	213	198	766	■
12:00 PM		190	192	160	190	732	■
01:00		164	186	192	164	706	■
02:00		198	196	150	207	751	■
03:00		169	178	185	190	722	■
04:00		206	200	180	212	798	■
05:00		196	224	200	226	846	■
06:00		156	184	146	110	596	■
07:00		126	104	100	74	404	■
08:00		85	91	82	73	331	■
09:00		78	78	65	66	287	■
10:00		47	41	35	36	159	■
11:00		21	22	23	21	87	■
Day Total						10478	

10232 NW 47 Street
Sunrise FL, 33351
954.451.3795

SR192 & A1A - North Leg (NB) 72 Hrs. bi-directional vehicle classification counts (12/10/2019 to 12/12/2019)

SR192 & A1A
North Leg

Start Time	Thu 12-Dec-19	<-----Quarter		Hour----->		Hour Total	
		1st	2nd	3rd	4th		
12:00 AM		13	17	18	7	55	█
01:00		8	13	5	3	29	█
02:00		7	4	8	3	22	█
03:00		4	3	2	11	20	█
04:00		5	9	12	16	42	█
05:00		20	26	22	34	102	█
06:00		43	59	78	104	284	█
07:00		117	140	174	164	595	█
08:00		170	168	157	168	663	█
09:00		200	192	133	180	705	█
10:00		171	168	162	171	672	█
11:00		166	198	200	185	749	█
12:00 PM		169	179	168	181	697	█
01:00		166	175	191	150	682	█
02:00		164	178	158	180	680	█
03:00		154	143	166	183	646	█
04:00		176	178	152	183	689	█
05:00		174	202	173	162	711	█
06:00		190	126	150	111	577	█
07:00		92	96	85	88	361	█
08:00		80	64	69	74	287	█
09:00		60	66	29	42	197	█
10:00		45	40	33	27	145	█
11:00		21	18	19	16	74	█
Day Total						9684	
Grand Total						30735	

ADT

ADT 10,245

AADT 10,245

10232 NW 47 Street
Sunrise FL, 33351
954.451.3795

SR192 & A1A - North Leg (SB) 72 Hrs. bi-directional vehicle classification counts (12/10/2019 to 12/12/2019)

SR192 & A1A
North Leg

Start Time	Tue 10-Dec-19	<-----Quarter		Hour----->		Hour Total	
		1st	2nd	3rd	4th		
12:00 AM		20	13	10	12	55	█
01:00		12	11	15	9	47	█
02:00		14	11	6	4	35	█
03:00		1	3	5	5	14	█
04:00		3	9	11	9	32	█
05:00		8	32	26	44	110	█
06:00		44	70	90	136	340	█
07:00		126	170	232	214	742	█
08:00		206	214	169	192	781	█
09:00		193	184	174	180	731	█
10:00		148	140	180	178	646	█
11:00		185	172	178	170	705	█
12:00 PM		157	173	184	191	705	█
01:00		200	175	186	193	754	█
02:00		204	204	203	178	789	█
03:00		217	172	180	233	802	█
04:00		220	232	204	217	873	█
05:00		206	206	224	191	827	█
06:00		210	159	170	152	691	█
07:00		132	120	108	84	444	█
08:00		118	100	83	83	384	█
09:00		97	83	98	62	340	█
10:00		69	50	37	36	192	█
11:00		29	28	26	18	101	█
Day Total						11140	

10232 NW 47 Street
Sunrise FL, 33351
954.451.3795

SR192 & A1A - North Leg (SB) 72 Hrs. bi-directional vehicle classification counts (12/10/2019 to 12/12/2019)

SR192 & A1A
North Leg

Start Time	Wed 11-Dec-19	<-----Quarter		Hour----->		Hour Total	
		1st	2nd	3rd	4th		
12:00 AM		20	8	11	5	44	■
01:00		16	12	2	2	32	■
02:00		10	3	2	2	17	■
03:00		4	2	9	3	18	■
04:00		3	9	7	5	24	■
05:00		10	12	24	33	79	■
06:00		56	62	97	98	313	■
07:00		148	166	226	191	731	■
08:00		208	202	194	162	766	■
09:00		148	163	182	180	673	■
10:00		176	172	197	152	697	■
11:00		181	160	174	182	697	■
12:00 PM		174	187	191	215	767	■
01:00		162	172	192	192	718	■
02:00		182	204	162	196	744	■
03:00		166	196	198	202	762	■
04:00		197	183	216	199	795	■
05:00		202	188	173	192	755	■
06:00		164	158	160	134	616	■
07:00		156	122	130	118	526	■
08:00		108	98	84	80	370	■
09:00		74	80	73	75	302	■
10:00		69	53	44	48	214	■
11:00		39	52	25	13	129	■
Day Total						10789	

10232 NW 47 Street
Sunrise FL, 33351
954.451.3795

SR192 & A1A - North Leg (SB) 72 Hrs. bi-directional vehicle classification counts (12/10/2019 to 12/12/2019)

SR192 & A1A
North Leg

Start Time	Thu 12-Dec-19	<-----Quarter		Hour----->		Hour Total	
		1st	2nd	3rd	4th		
12:00 AM		17	22	20	17	76	█
01:00		12	5	8	4	29	█
02:00		8	7	6	2	23	█
03:00		2	4	2	5	13	█
04:00		4	9	14	8	35	█
05:00		9	17	20	39	85	█
06:00		42	68	77	106	293	█
07:00		127	160	213	206	706	█
08:00		212	212	175	163	762	█
09:00		188	171	183	156	698	█
10:00		154	154	180	134	622	█
11:00		156	171	182	182	691	█
12:00 PM		180	200	170	171	721	█
01:00		200	168	163	177	708	█
02:00		160	142	176	184	662	█
03:00		158	172	164	158	652	█
04:00		159	183	184	193	719	█
05:00		188	184	178	160	710	█
06:00		150	157	142	124	573	█
07:00		146	136	116	84	482	█
08:00		96	78	86	52	312	█
09:00		75	73	48	51	247	█
10:00		52	56	36	32	176	█
11:00		34	24	23	19	100	█
Day Total						10095	
Grand Total						32024	

ADT

ADT 20,920

AADT 20,920

10232 NW 47 Street
Sunrise FL, 33351
954.451.3795

SR192 & A1A - South Leg (NB) 72 Hrs. bi-directional vehicle classification counts (12/10/2019 to 12/12/2019)

SR192 & A1A
South Leg

Start Time	Tue 10-Dec-19	<-----Quarter		Hour----->		Hour Total	
		1st	2nd	3rd	4th		
12:00 AM		9	8	8	5	30	■
01:00		6	9	6	4	25	■
02:00		5	3	4	4	16	■
03:00		4	3	3	5	15	■
04:00		5	11	16	22	54	■
05:00		24	24	42	42	132	■
06:00		48	87	105	122	362	■
07:00		143	175	230	215	763	■
08:00		194	215	169	179	757	■
09:00		180	197	160	198	735	■
10:00		168	188	165	185	706	■
11:00		163	186	183	164	696	■
12:00 PM		187	171	158	211	727	■
01:00		165	190	167	212	734	■
02:00		180	182	194	191	747	■
03:00		185	182	184	169	720	■
04:00		169	144	154	166	633	■
05:00		144	138	148	143	573	■
06:00		131	155	105	101	492	■
07:00		82	59	53	61	255	■
08:00		60	70	47	34	211	■
09:00		38	39	39	24	140	■
10:00		33	22	20	16	91	■
11:00		22	15	6	8	51	■
Day Total						9665	

10232 NW 47 Street
Sunrise FL, 33351
954.451.3795

SR192 & A1A - South Leg (NB) 72 Hrs. bi-directional vehicle classification counts (12/10/2019 to 12/12/2019)

SR192 & A1A
South Leg

Start Time	Wed 11-Dec-19	<-----Quarter		Hour----->		Hour Total	
		1st	2nd	3rd	4th		
12:00 AM		9	5	9	7	30	■
01:00		3	7	3	3	16	■
02:00		5	1	3	7	16	■
03:00		2	4	3	2	11	■
04:00		4	12	18	26	60	■
05:00		27	30	26	49	132	■
06:00		51	76	91	125	343	■
07:00		133	163	212	208	716	■
08:00		225	224	170	195	814	■
09:00		193	166	194	174	727	■
10:00		163	180	189	199	731	■
11:00		186	188	202	197	773	■
12:00 PM		162	174	186	185	707	■
01:00		172	159	161	140	632	■
02:00		171	142	147	152	612	■
03:00		123	147	153	145	568	■
04:00		120	163	126	137	546	■
05:00		140	134	132	139	545	■
06:00		88	104	108	82	382	■
07:00		66	49	45	37	197	■
08:00		56	51	51	39	197	■
09:00		47	35	34	38	154	■
10:00		38	17	29	19	103	■
11:00		11	14	14	12	51	■
Day Total						9063	

10232 NW 47 Street
Sunrise FL, 33351
954.451.3795

SR192 & A1A - South Leg (NB)

72 Hrs. bi-directional vehicle classification counts
(12/10/2019 to 12/12/2019)

SR192 & A1A
South Leg

Start Time	Thu 12-Dec-19	<-----Quarter		Hour----->		Hour Total	
		1st	2nd	3rd	4th		
12:00 AM		8	10	7	2	27	■
01:00		8	10	8	5	31	■
02:00		4	5	5	0	14	■
03:00		6	2	3	8	19	■
04:00		5	9	13	17	44	■
05:00		20	26	22	36	104	■
06:00		47	62	86	102	297	■
07:00		117	148	159	172	596	■
08:00		190	176	131	162	659	■
09:00		177	177	163	160	677	■
10:00		155	178	156	170	659	■
11:00		160	162	169	174	665	■
12:00 PM		144	189	157	169	659	■
01:00		158	142	145	128	573	■
02:00		160	147	167	156	630	■
03:00		138	150	156	146	590	■
04:00		166	162	139	139	606	■
05:00		137	132	128	140	537	■
06:00		96	111	103	91	401	■
07:00		69	71	71	47	258	■
08:00		62	58	54	42	216	■
09:00		49	39	42	42	172	■
10:00		39	22	31	22	114	■
11:00		17	18	12	12	59	■
Day Total						8607	
Grand Total						27335	

ADT

ADT 15,787

AADT 15,787

10232 NW 47 Street
Sunrise FL, 33351
954.451.3795

SR192 & A1A - South Leg (SB) 72 Hrs. bi-directional vehicle classification counts (12/10/2019 to 12/12/2019)

SR192 & A1A
South Leg

Start Time	Tue 10-Dec-19	<-----Quarter		Hour----->		Hour Total	
		1st	2nd	3rd	4th		
12:00 AM		13	9	8	13	43	■
01:00		14	6	7	3	30	■
02:00		4	6	4	3	17	■
03:00		3	3	6	5	17	■
04:00		2	8	6	8	24	■
05:00		13	20	17	39	89	■
06:00		45	52	80	90	267	■
07:00		64	85	108	107	364	■
08:00		123	136	138	151	548	■
09:00		136	139	155	146	576	■
10:00		136	142	151	157	586	■
11:00		152	158	166	124	600	■
12:00 PM		123	165	161	157	606	■
01:00		182	173	167	161	683	■
02:00		176	168	166	154	664	■
03:00		168	136	150	198	652	■
04:00		184	197	183	185	749	■
05:00		193	197	218	186	794	■
06:00		179	176	171	146	672	■
07:00		122	119	86	86	413	■
08:00		107	98	82	95	382	■
09:00		85	80	80	51	296	■
10:00		51	30	32	18	131	■
11:00		21	25	19	18	83	■
Day Total						9286	

10232 NW 47 Street
Sunrise FL, 33351
954.451.3795

SR192 & A1A - South Leg (SB) 72 Hrs. bi-directional vehicle classification counts (12/10/2019 to 12/12/2019)

SR192 & A1A
South Leg

Start Time	Wed 11-Dec-19	<-----Quarter		Hour----->		Hour Total	
		1st	2nd	3rd	4th		
12:00 AM		10	5	6	8	29	■
01:00		14	7	6	2	29	■
02:00		2	7	5	2	16	■
03:00		2	2	6	5	15	■
04:00		1	9	5	7	22	■
05:00		8	14	17	27	66	■
06:00		52	55	87	82	276	■
07:00		73	79	101	105	358	■
08:00		109	137	137	116	499	■
09:00		110	140	141	155	546	■
10:00		139	149	141	150	579	■
11:00		142	149	131	176	598	■
12:00 PM		181	160	170	143	654	■
01:00		149	168	170	182	669	■
02:00		162	176	153	164	655	■
03:00		180	164	173	185	702	■
04:00		205	183	194	219	801	■
05:00		176	196	218	202	792	■
06:00		188	174	145	144	651	■
07:00		142	112	132	124	510	■
08:00		106	99	110	91	406	■
09:00		77	75	87	73	312	■
10:00		67	44	34	39	184	■
11:00		23	29	15	14	81	■
Day Total						9450	

10232 NW 47 Street
Sunrise FL, 33351
954.451.3795

SR192 & A1A - South Leg (SB) 72 Hrs. bi-directional vehicle classification counts (12/10/2019 to 12/12/2019)

SR192 & A1A
South Leg

Start Time	Thu 12-Dec-19	<-----Quarter		Hour----->		Hour Total	
		1st	2nd	3rd	4th		
12:00 AM		16	12	10	17	55	■
01:00		13	4	8	4	29	■
02:00		6	5	3	4	18	■
03:00		3	4	6	5	18	■
04:00		3	7	7	8	25	■
05:00		18	10	26	32	86	■
06:00		44	49	76	106	275	■
07:00		90	133	115	125	463	■
08:00		129	134	156	138	557	■
09:00		138	130	149	150	567	■
10:00		121	154	136	144	555	■
11:00		127	160	152	159	598	■
12:00 PM		166	187	156	134	643	■
01:00		146	147	157	149	599	■
02:00		147	165	155	237	704	■
03:00		215	174	188	187	764	■
04:00		184	175	162	159	680	■
05:00		143	137	141	130	551	■
06:00		148	162	130	135	575	■
07:00		127	118	87	103	435	■
08:00		81	81	102	78	342	■
09:00		81	89	63	60	293	■
10:00		52	46	30	28	156	■
11:00		35	21	17	13	86	■
Day Total						9074	
Grand Total						27810	

ADT

ADT 15,787

AADT 15,787