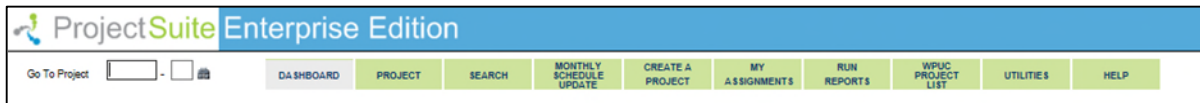


Navigation for Utility Users

The Utility Module will provide various methods for users to navigate within the PSEE application depending on their role and if they are an internal or external user.

Internal User is defined as any user who has a RACF user id. This includes consultants who do business for FDOT. The RACF id is a 7 character username used to log into the FDOT mainframe.

Internal users will have access to all areas of PSEE to include the Utility project detail pages and summary screens. Within the main menu bar, internal users will see the Utilities tab has been added for their use along with access to the previously available modules.



External User is defined as any user who registers for an ISA user account.

External users have limited access to the application and this restricted access is represented upon login to the application. Upon login, the user will be presented with a modified menu bar, which is restricted to the Utilities module only. External users will have system level access only to the Utility Module. This access will be limited to only those entry they are assigned to or the UAO they represent are associated to.

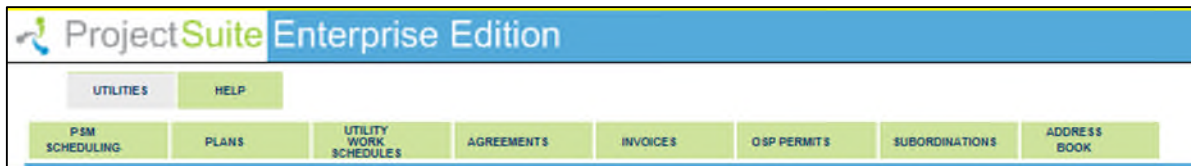


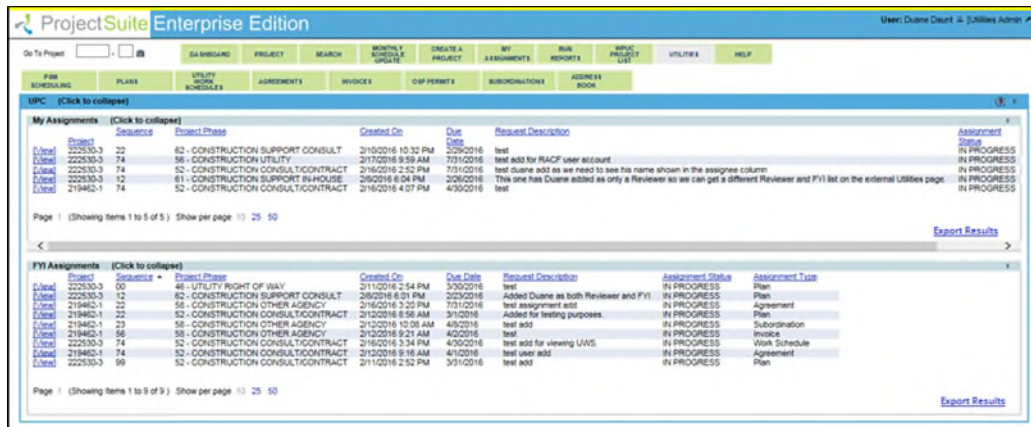
Table of Contents

Internal Users.....	2
Utility Dashboard	2
System Level Access.....	2
Project Level Access	2
External Users	4
Dashboard.....	4
System Level Access.....	4
Project Detail.....	4

Internal Users

Utility Dashboard


Upon selection of the Utilities tab, the internal user will be presented with their utility dashboard, which shows assignments that they are directly responsible for within the My Assignments section and those that are simply for reference within the FYI Assignments area. Also the Utility menu bar will appear with the Functional Area tabs available. At any time the internal user desires to return to their utility dashboard, they will select the Utilities tab within the main menu bar.



System Level Access

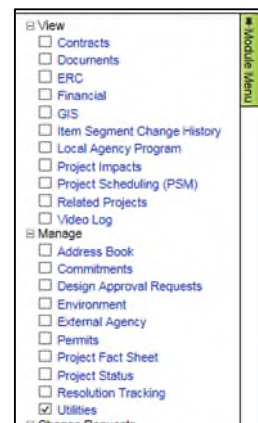
Internal Users are provided with access to various functional areas within the Utility Module. The functional areas include the following: PSM Scheduling, Plans, Utility Work Schedules, Agreements, Invoices, OSP Permits, Subordinations, and Address Book.

Each Functional Area has a related help document.



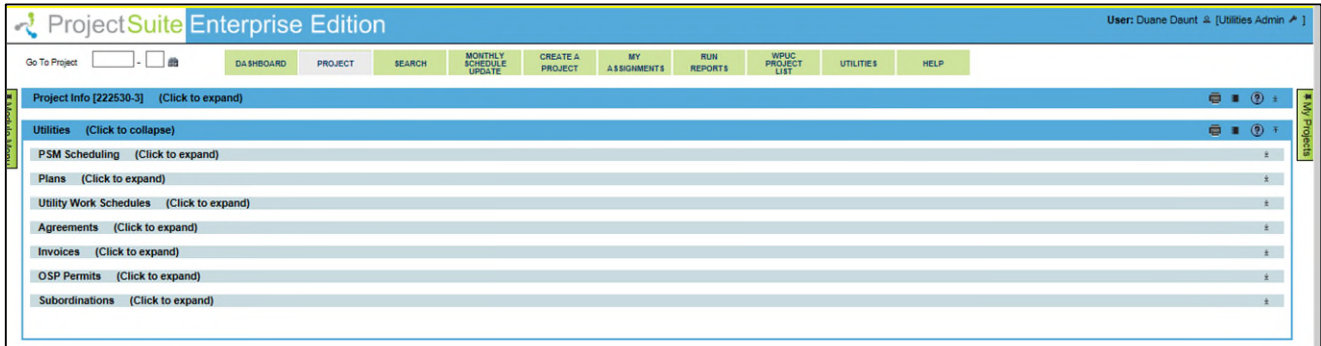
Project Level Access

In addition to the functional area view at a system level, internal users have access to the project level details. The utilities module is included on the Module Menu. Internal users will be able to select or deselect the view as desired.



When the utility module is selected, the additional functional areas are displayed within the project area. The area within the project pages is the same information that is presented within the functional area views but is restricted to the one project that is selected.

Each of the Functional Areas has a related help document.



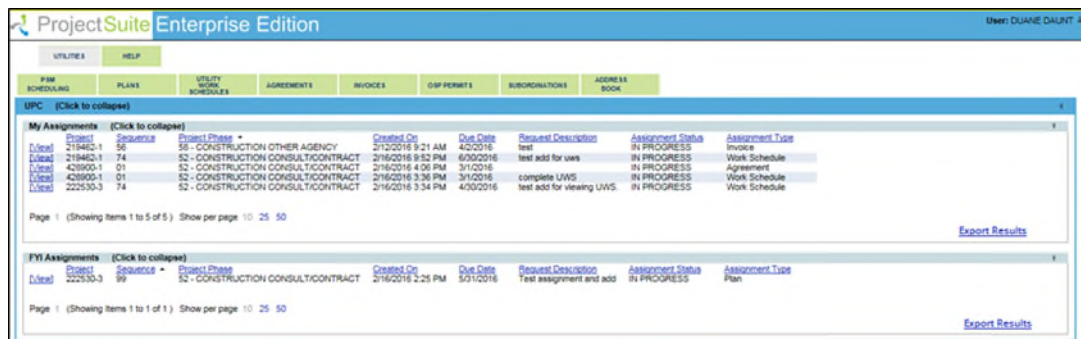
External Users

External users have limited access to the application and this restricted access is represented upon login to the application. Upon login, the user will be presented with a modified menu bar, which is restricted to the Utilities module only.



Dashboard

Upon selection of the Utilities tab, the external user will be presented with their utility dashboard, which shows assignments that they are directly responsible for within the My Assignments section and those that are simply for reference within the FYI Assignments area. Also the Utility menu bar will appear with the Functional Area tabs available. At any time the external user desires to return to their utility dashboard, they will select the Utilities tab within the main menu bar.




System Level Access

External Users are provided with access to various functional areas within the Utility Module. This access will be limited based on privileges and the user’s association to Utility Company.

The functional areas include the following: PSM Scheduling, Plans, Utility Work Schedules, Agreements, Invoices OSP Permits, Subordinations, and Address Book.

Each Functional Area has a related help document.



Project Detail

External users will NOT have access to the project detail.