

Functional Area – PSM Scheduling

The PSM Scheduling functional area of the Utility Module is view only. PSEE Users cannot update any data in the PSM module. The PSM module displays scheduled and/or actual dates that have been updated in the enterprise Project Scheduling & Management (PSM) system.

Each PSM entry including Activity, Description, Person Responsible, Start Date, Finish Date, Remaining Days, and Total Float. Also shown is the Production Date and Letting date.

The letter “A” displayed in the list, beside the Start Date and Finish Date, indicates that the date is an Actual Date rather than a Scheduled Date.

The following list of PSM Activity Codes are currently configured in PSEE to filter the display showing only Primavera activities beginning with these codes. To see the entire project schedule, view the PSM Scheduling module.

205*****	Phase 56 Encumbrance
113*****	Roadway Plans
126*****	Utility Relocation
204*****	Production Date
228*****	Submit Utility Data
264*****	Utility Contact
265*****	Utility Pre-Design Conf
266*****	Utilities Certified
280*****	Letting Date
283*****	Open Design Build Bid
289*****	LAP Letting
851*****	Utility Depend Time to Prj Mgr

The PSM Scheduling functional area is accessible two ways. The first is at a Project Level which allows the user to view the PSM Scheduling functional area along with all the other functional areas for one specific project. This view is restricted to only internal users. The second is at a System Level which allows the user to view the PSM Scheduling functional area for multiple project at once.

Table of Contents

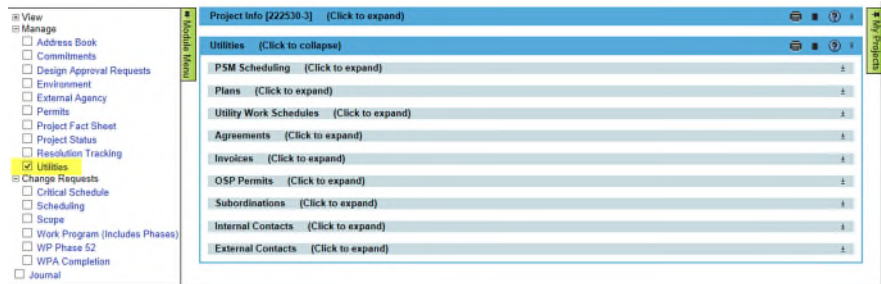
Project Level Access 2

System Level Access..... 3

Project Level Access

All PSM Scheduling entries at this access level are for one specific project. The specific project is identified in the title bar for the Project Info module.

1. Select the Utility module from the Module Menu. Then Utility module will appear with all functional areas collapsed



2. Click the PSM Scheduling bar to expand.

The screenshot shows the 'Utilities' module expanded to show the 'PSM Scheduling' table. The table has columns for Activity, Description, Responsible, Start Date, Finish Date, Remaining Days, Total Float, Production Date, and Letting Date. Two rows of data are visible.


Activity	Description	Responsible	Start Date (A=Actual)	Finish Date (A=Actual)	Remaining Days	Total Float	Production Date	Letting Date
164010000	PREPARE SCOPE OF SERVICES	A WILLIAMS	1/31/2013	4/12/2013	A			
164022000	PD&E FINAL SCOPE COMPLETED	A WILLIAMS	4/15/2013	4/15/2013	A			

Page 1 (Showing Items 1 to 2 of 2) Show per page 10 25 50


System Level Access

PSM Scheduling entries at this access level are grouped by functional area and can be for multiple projects. Both Internal and External users have access to this view within the Utility Module, with the exception that External Users can only see those entries for the UAO they are associated too.

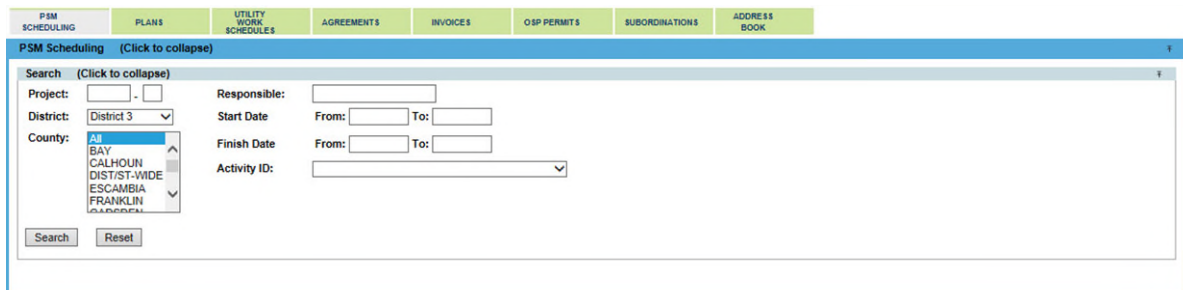
1. Select Utilities button from the system toolbar.



2. The Utility toolbar will appear. Select PSM Scheduling button.



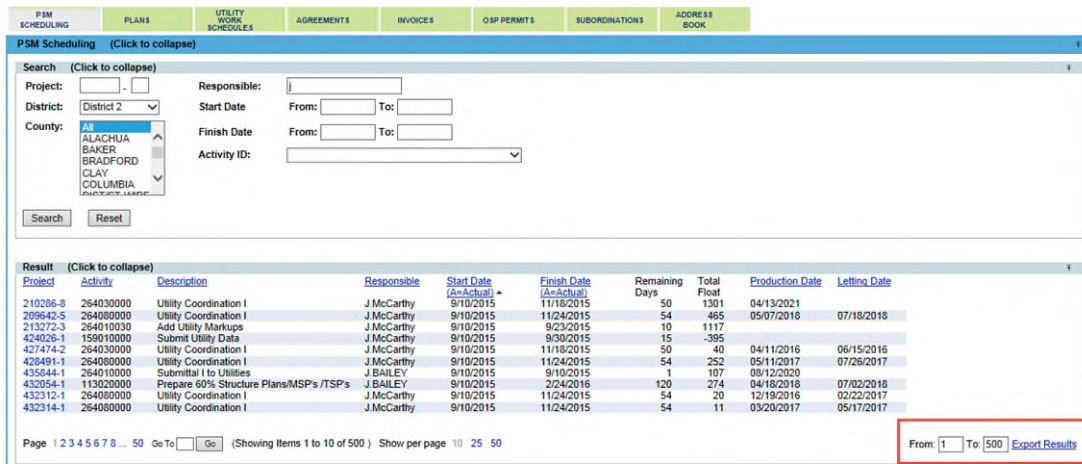
3. Click on PSM Scheduling.



4. Enter as many or few filter options and click search.

NOTE: If additional searches are needed, click Reset to clear all filters.

5. Result can be exported by clicking Export Results. The export can be in groups up to 500 records.



6. The export will open as an excel file.

NOTE: The project number in the export are live hyperlinks. By click on the project number, a new PSEE window will open into the project level view.

Project	Project Description	Activity	Responsible	Start Date	Finish Date	Remaining	Total Flow	Production	Letting Date
210286-8	Utility Coc 264	264 - UTIL J.J.McCarthy	9/10/2015	11/18/2015	50	1301	1/1/0001	1	
209642-5	Utility Coc 264	264 - UTIL J.J.McCarthy	9/10/2015	11/24/2015	54	465	7/18/2018		
213272-3	Add Utiliti 264	264 - UTIL J.J.McCarthy	9/10/2015	9/23/2015	10	1117	1/1/0001	1	
424026-1	Submit Ut 159	159 - COLC J.McCarthy	9/10/2015	9/30/2015	15	-395	1/1/0001	1	
427474-2	Utility Coc 264	264 - UTIL J.J.McCarthy	9/10/2015	11/18/2015	50	40	6/15/2016		
428491-1	Utility Coc 264	264 - UTIL J.J.McCarthy	9/10/2015	11/24/2015	54	252	7/26/2017		
435844-1	Submittal 264	264 - UTIL J.BAILEY	9/10/2015	9/10/2015	1	107	1/1/0001	1	
432054-1	Prepare 6i 113	113 - ROAJ J.BAILEY	9/10/2015	2/24/2016	120	274	7/2/2018	1	
432312-1	Utility Coc 264	264 - UTIL J.J.McCarthy	9/10/2015	11/24/2015	54	20	2/22/2017		
432314-1	Utility Coc 264	264 - UTIL J.J.McCarthy	9/10/2015	11/24/2015	54	11	5/17/2017		
434302-1	Utility Coc 264	264 - UTIL J.J.McCarthy	9/10/2015	11/18/2015	50	0	10/26/201		
435844-1	Prepare P 113	113 - ROAJ J.BAILEY	9/10/2015	3/23/2016	140	32	1/1/0001	1	
430542-2	Utility Coc 264	264 - UTIL J.J.McCarthy	9/10/2015	11/24/2015	54	603	7/29/2020		
213001-5	Utility Coc 264	264 - UTIL J.J.McCarthy	9/11/2015	11/25/2015	54	6175	1/1/0001	1	
209365-2	Utility Coc 264	264 - UTIL J.J.McCarthy	9/11/2015	11/25/2015	54	252	3/28/2018		
424700-3	Utility Coc 264	264 - UTIL J.J.McCarthy	9/11/2015	11/25/2015	54	1261	10/26/201		
435844-1	Utility Coc 264	264 - UTIL J.J.McCarthy	9/11/2015	12/9/2015	64	107	1/1/0001	1	
432268-1	Utility Coc 264	264 - UTIL J.J.McCarthy	9/11/2015	11/25/2015	54	53	1/25/2017		
431979-1	Initiate Ut 264	264 - UTIL J.J.McCarthy	9/14/2015	9/14/2015	1	1043	1/1/0001	1	
437263-1	UTILITIES (266	266 - UTIL J.J.McCarthy	9/15/2015	9/16/2015	1	0	6/17/2016		
435264-1	Utility Coc 264	264 - UTIL J.J.McCarthy	9/16/2015	11/10/2015	40	109	9/21/2016		
435268-1	Utility Coc 264	264 - UTIL J.J.McCarthy	9/16/2015	11/10/2015	40	155	11/16/201		
434303-1	Utility Coc 264	264 - UTIL J.J.McCarthy	9/25/2015	12/3/2015	50	-9	11/16/201		
434336-1	Utility Coc 264	264 - UTIL J.J.McCarthy	9/28/2015	12/10/2015	54	543	7/2/2020	1	
213272-8	Initiate Ut 264	264 - UTIL J.J.McCarthy	9/30/2015	9/30/2015	1	7	6/15/2016		
432448-1	Utility Coc 264	264 - UTIL J.J.McCarthy	9/30/2015	12/14/2015	54	21	7/26/2017		
213272-8	Initial Con 264	264 - UTIL J.J.McCarthy	10/1/2015	10/13/2015	9	7	6/15/2016		