
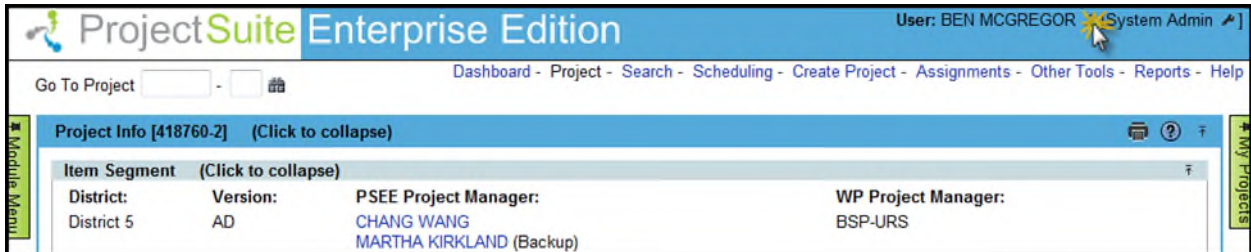


User Profile – User Settings

The User Settings section of the User Profile allows users to make choices about how PSEE works for them.

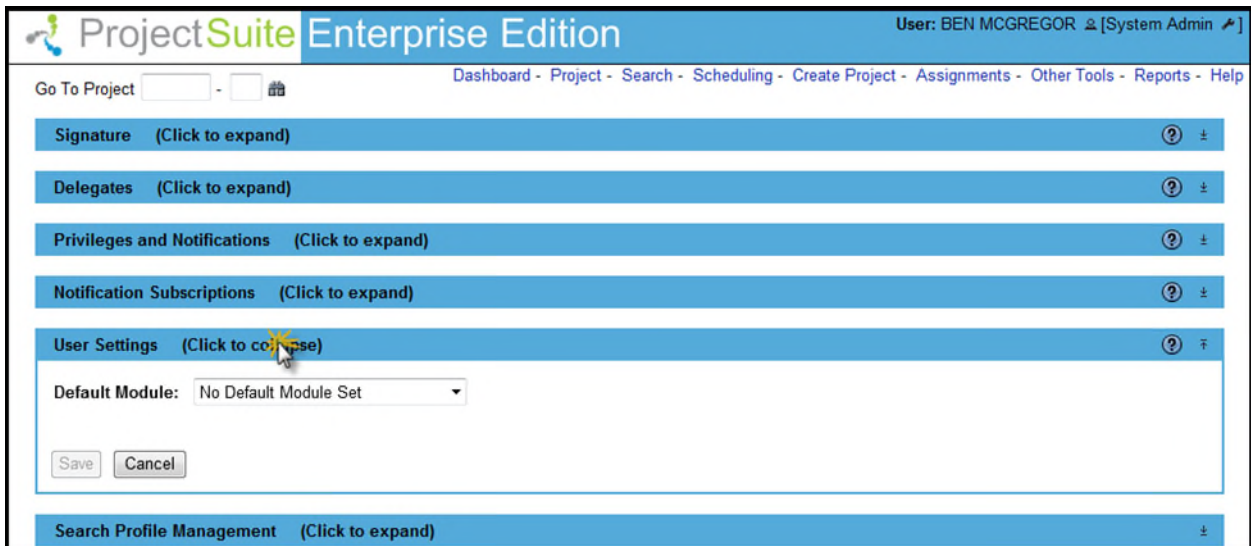
1. Select the **User Profile Icon** () beside the current user in the top right of the screen.



The screenshot shows the ProjectSuite Enterprise Edition user profile page. The top navigation bar includes the ProjectSuite logo, the user name 'User: BEN MCGREGOR', and the role 'System Admin'. Below the navigation bar is a breadcrumb trail: 'Dashboard - Project - Search - Scheduling - Create Project - Assignments - Other Tools - Reports - Help'. The main content area is titled 'Project Info [418760-2] (Click to collapse)'. It contains a table with the following information:

Item Segment (Click to collapse)		PSEE Project Manager:	WP Project Manager:
District:	Version:	CHANG WANG	BSP-URS
District 5	AD	MARTHA KIRKLAND (Backup)	

2. From the User Profile page select the **User Settings** header to expand that section.

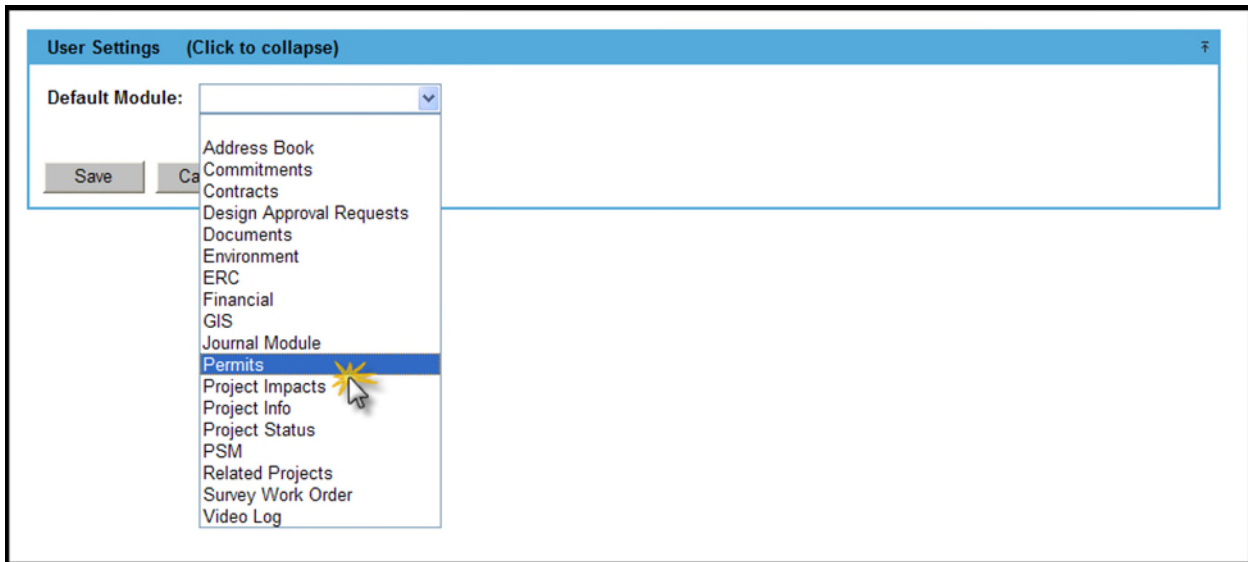


The screenshot shows the ProjectSuite Enterprise Edition user profile page with the 'User Settings' section expanded. The top navigation bar and breadcrumb trail are the same as in the previous screenshot. The 'User Settings' section is expanded, showing a 'Default Module' dropdown menu with the value 'No Default Module Set'. Below the dropdown are 'Save' and 'Cancel' buttons. The 'User Settings' header is highlighted in blue, and a mouse cursor is pointing at the 'collapse' icon next to it.

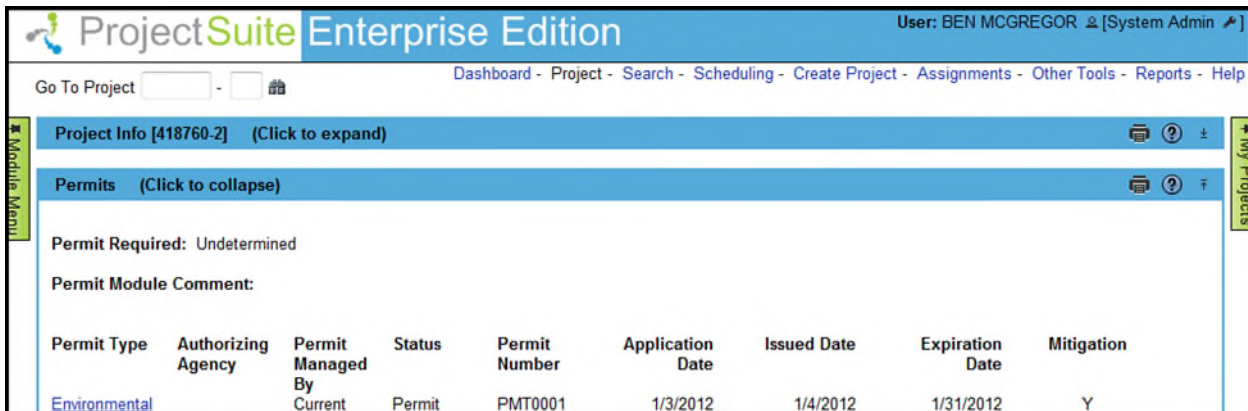
Default Module

The Default Module option lets you identify a Module that you would always like selected when you work in PSEE. As you move between different projects, the Project Module and your selected Default Module will be automatically selected and displayed.

1. Select the drop down to choose your **Default Module**.



2. Select **Save**. Your default module has been set.
3. Select the **Project** menu option. You are taken to the last Project viewed.



4. The Project Info module will be closed, and your Default Module is selected, and expanded as well.