

Origination Form
Proposed Revisions to a Standard Plans Index

Originator:	Stepp, Richard	Index Number:	425-031
Date:	2/26/2026	Sheet Number(s):	1
E-mail:	richard.stepp@dot.state.fl.us	Index Title:	Adjacent Barrier Inlet

Summary of the changes:

Sheet 1: In isometric view, revised label of Adjacent Concrete Barrier to clarify that it can be either Median Barrier or Shoulder Barrier.

Commentary/Background:

A clarification was added to more directly show that this Index works with both Median Barrier and Shoulder Barrier, and these are both considered to be "Adjacent" barriers relative to the inlet. This helps to explain the Index title and differentiate it from the Index 425-030 and 425-032 inlet types, which also have specific "barrier" cases in their title.

Other Affected Documents/Offices	Person Contacted	Affected (Yes/No)
Other Standard Plans		No
FDOT Design Manual		No
Standard Specifications		No
Basis of Estimates Manual		No
Approved Product List		No
Construction Office		No
Maintenance Office		No

Implementation

FY 2027-28

GENERAL NOTES:

1. Work this Index with Index 425-001 and Index 425-010.
2. When called for in the Plans, use this inlet in conjunction with median or shoulder barrier per Index 521-001 or a barrier with junction slab and wall coping per Index 521-610.
3. Reinforce the upper 2'-3" of the inlet in accordance with sections CC, DD, and EE regardless of construction method.
4. Chamfer exposed edges and corners to $\frac{3}{4}$ " or tool to $\frac{1}{4}$ " radius.
5. Do not field install roller bars when Alt. G grates are specified in the Plans in accordance with Specification 425. Adjust tolerance during fabrication or casting, or match grate to structure prior to galvanizing.
6. Use Grade 60, #4 bars for reinforcing steel. See Index 425-001 for equivalent area of welded wire fabric.
7. Dimensions are for both precast and cast-in-place inlets unless otherwise noted.
8. Anchor bolts: Use either ASTM A307 hex head bolts cast-in-place, or ASTM A36 or F1554 (Grade 36) galvanized fully threaded rod, adhesive bonded anchors installed in accordance with Specification 416. Rods must be a minimum of 6" long with 4" minimum embedment with one ASTM 194 or A563 heavy hex head nut and one ASTM F436 flat washer each. Hot-dip galvanize anchor bolts, nuts, and washers.
9. Reduce Cross Slope: Use a flatter cross slope as required to match adjacent grading per the Plans. Reduce vertical dimensions and bar spacing as needed to maintain concrete cover as shown.

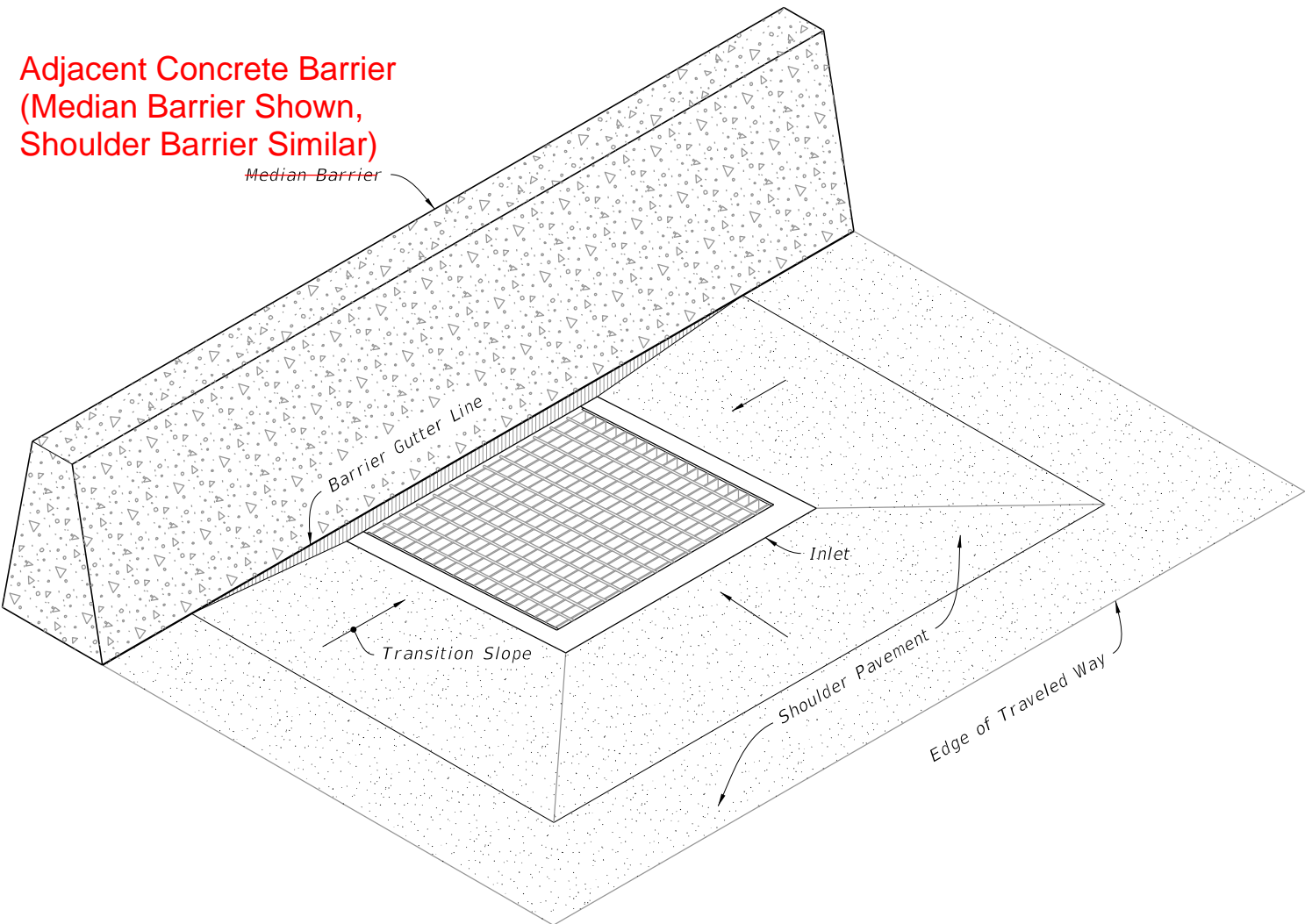


TABLE OF CONTENTS:	
Sheet	Description
1	General Notes and Contents
2	Dimensional, Reinforcing, and Steel Grate Details
3	Inlet Collar Dimensional, Reinforcing, and Backwall Plate Details
4	Shoulder Pavement Warp, Barrier Type Examples, and Structure Bottoms

ADJACENT BARRIER INLET
~~(Shoulder Barrier Similar)~~

11/6/2025 7:35:19 AM



GENERAL NOTES:

1. Work this Index with Index 425-001 and Index 425-010.
2. When called for in the Plans, use this inlet in conjunction with median or shoulder barrier per Index 521-001 or a barrier with junction slab and wall coping per Index 521-610.
3. Reinforce the upper 2'-3" of the inlet in accordance with sections CC, DD, and EE regardless of construction method.
4. Chamfer exposed edges and corners to $\frac{3}{4}$ " or tool to $\frac{1}{4}$ " radius.
5. Do not field install roller bars when Alt. G grates are specified in the Plans in accordance with Specification 425. Adjust tolerance during fabrication or casting, or match grate to structure prior to galvanizing.
6. Use Grade 60, #4 bars for reinforcing steel. See Index 425-001 for equivalent area of welded wire fabric.
7. Dimensions are for both precast and cast-in-place inlets unless otherwise noted.
8. Anchor bolts: Use either ASTM A307 hex head bolts cast-in-place, or ASTM A36 or F1554 (Grade 36) galvanized fully threaded rod, adhesive bonded anchors installed in accordance with Specification 416. Rods must be a minimum of 6" long with 4" minimum embedment with one ASTM 194 or A563 heavy hex head nut and one ASTM F436 flat washer each. Hot-dip galvanize anchor bolts, nuts, and washers.
9. Reduce Cross Slope: Use a flatter cross slope as required to match adjacent grading per the Plans. Reduce vertical dimensions and bar spacing as needed to maintain concrete cover as shown.

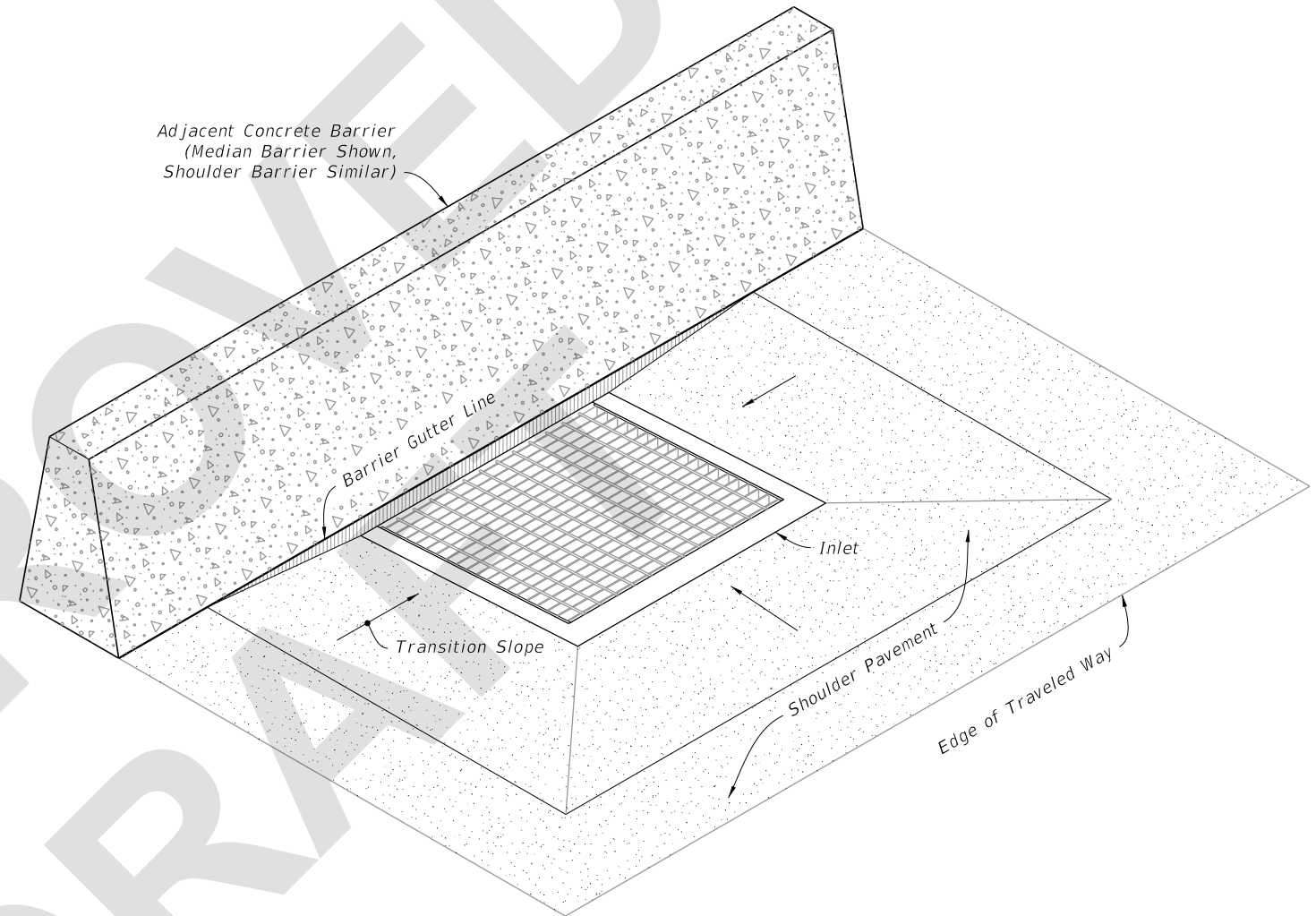



TABLE OF CONTENTS:

Sheet	Description
1	General Notes and Contents
2	Dimensional, Reinforcing, and Steel Grate Details
3	Inlet Collar Dimensional, Reinforcing, and Backwall Plate Details
4	Shoulder Pavement Warp, Barrier Type Examples, and Structure Bottoms

ADJACENT BARRIER INLET

4/9/2026 8:37:55 AM

LAST REVISION 11/01/26	REVISION	DESCRIPTION:	 FY 2027-28 STANDARD PLANS	ADJACENT BARRIER INLET	INDEX 425-031	SHEET 1 of 4
---------------------------	----------	--------------	---	------------------------	------------------	-----------------