

---

## Index 711-003 Interchange Markings

### ORIGINATION

**Date:** 8/6/25

**Name:** Ryan Gray

**Phone:** (850)414-4283

**Email:** ryan.gray@dot.state.fl.us

### COMMENTARY

For traffic passing to the right of the gores at the collector ends of ramps, the inside edge line adjacent to the physical gore should be a wide white line, or a yellow edgeline, to be consistent with MUTCD guidance. Added Note 2 to clarify RPM color for either channelizing/edgeline option; Updated Note 1 to clarify delineator spacings and termination point; Added chevrons and related Detail "C".

### COMMENTS AND RESPONSES

**BLACK** = Industry Review Comments   **BLUE** = Standard Plans Response   **GREEN** = Change Made to Index

**Name:** David Zeller

**Date:** 8/19/25

**COMMENT:** Where hatch markings are shown along the roadway, extend them slightly to meet the ramp edge line, which should also be extended. Please email me so I can send a markup which illustrates the comment.

**RESPONSE:** Agreed. Edge of pavement details needed clarification.

**CHANGE MADE TO INDEX:** Yes.

*Response Date:* 9/2/25

**Name:** Ernest Polo

**Date:** 8/28/25

**COMMENT:** 1. On the top left side of the typical intersection, it would make more sense to indicate the 'Begin 6" White' rather than 'Begin 8" White', consistent with the traditional "left-to-right" direction or order.

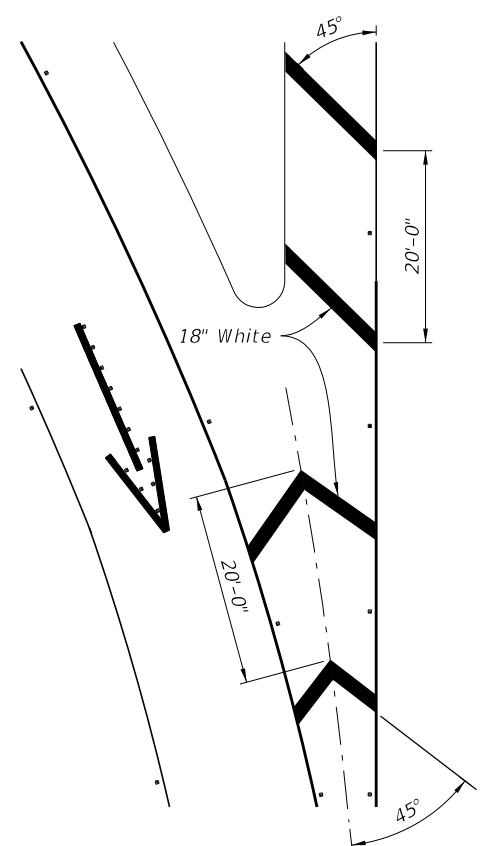
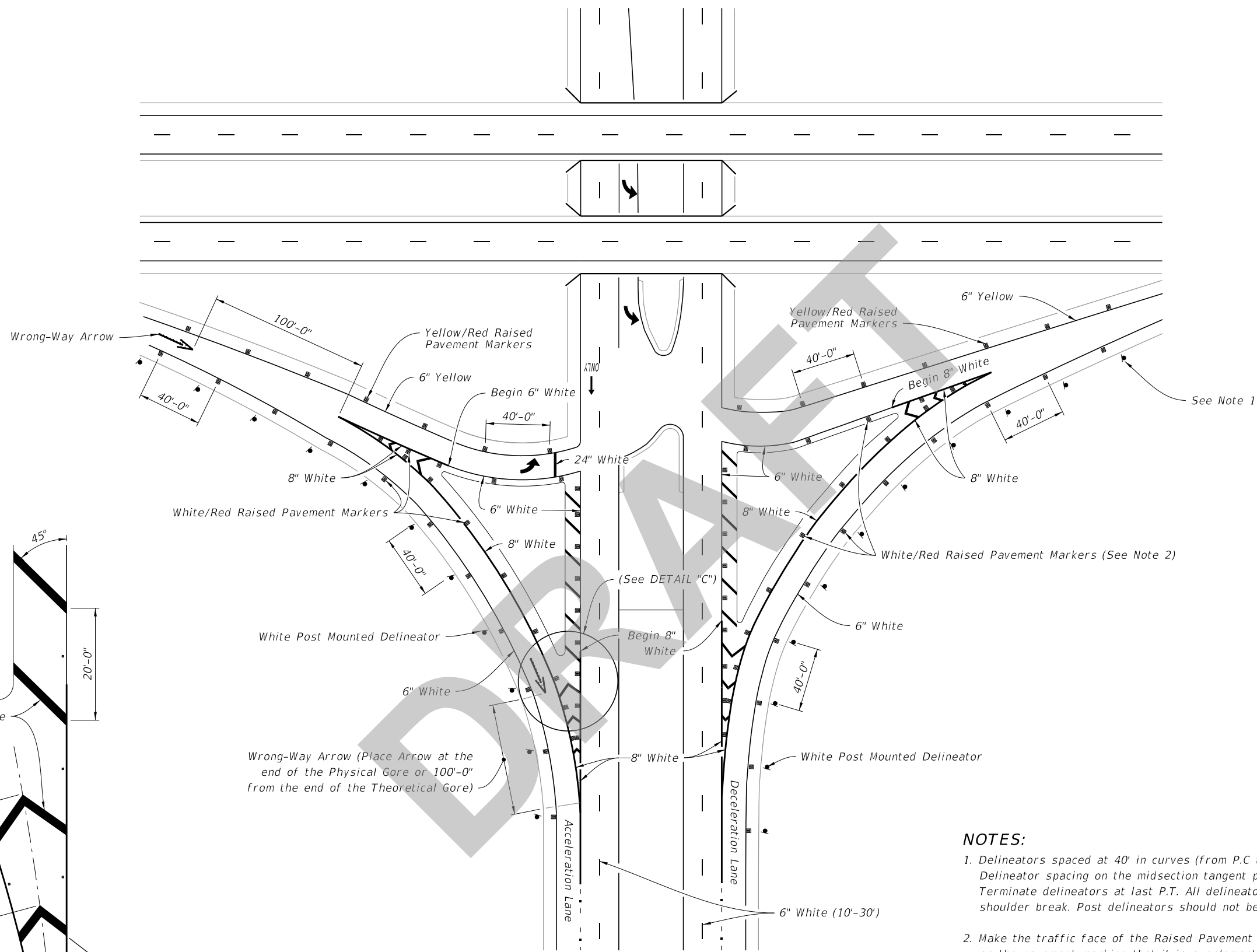
2. The chevron pavement markings located in the middle of the typical intersection (adjacent to the 4 lanes divided roadway) should be labeled '18" White' markings.

3. Show the spacing dimensions for the roadside hatching/RPMs located in the middle of the typical intersection (adjacent to the 4 lanes divided roadway).

**RESPONSE:** Agreed to all three of these comments.


**CHANGE MADE TO INDEX:** Yes.

*Response Date: 9/2/25*



- NOTES:**
1. Delineators spaced at 40' in curves (from P.C to P.T.) at both ends of ramps. Delineator spacing on the midsection tangent portion of ramps is 300'. Terminate delineators at last P.T. All delineators are to be setback 4' from shoulder break. Post delineators should not be discontinued in sections with guardrail.
  2. Make the traffic face of the Raised Pavement Markers the same color as the pavement marking that it is supplementing.

9/2/2025 2:53:00 PM

LAST REVISION 11/01/25	REVISION	DESCRIPTION:	 FY 2026-27 STANDARD PLANS	INTERCHANGE MARKINGS	INDEX 711-003	SHEET 6 of 8
------------------------------	----------	--------------	---	----------------------	------------------	-----------------

**TYPICAL INTERSECTION**