
Index 711-003 Interchange Markings

ORIGINATION

Date: 8/6/25

Name: Ryan Gray

Phone: 850-414-4283

Email: Ryan.gray@dot.state.fl.us

COMMENTARY

For traffic passing to the right of the gores at the collector ends of ramps, the inside edge line adjacent to the physical gore should be a wide white line, or a yellow edgeline, to be consistent with MUTCD guidance. Added Note 2 to clarify RPM color for either channelizing/edgeline option; Updated Note 1 to clarify delineator spacings and termination point; Added chevrons and related Detail "C".

COMMENTS AND RESPONSES

BLACK = Industry Review Comments **BLUE** = Standard Plans Response **GREEN** = Change Made to Index

Name: Bobir Maksudov

Date: 9/3/25

COMMENT: Sometimes the inside shoulder next to the urban island is very wide for truck movement for the right turn movement. Would you consider adding a note or a detail to specify that the inside shoulder for the right turn movement is wider than XX feet 18" white gore striping should be used.

RESPONSE: The inclusion of diagonal markings in the island's buffer area is optional - whether or not to include them is based on engineering judgment for the desired visual effect.

CHANGE MADE TO INDEX: No.

Response Date: 9/15/25

Name: Bobir Maksudov

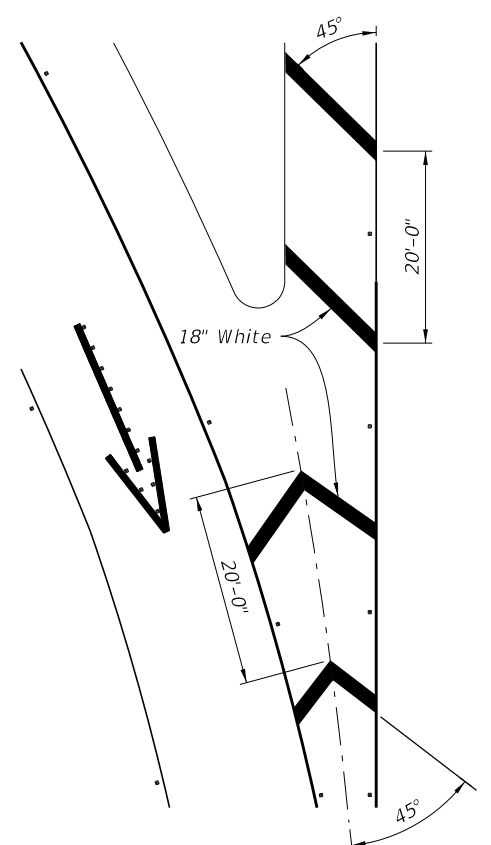
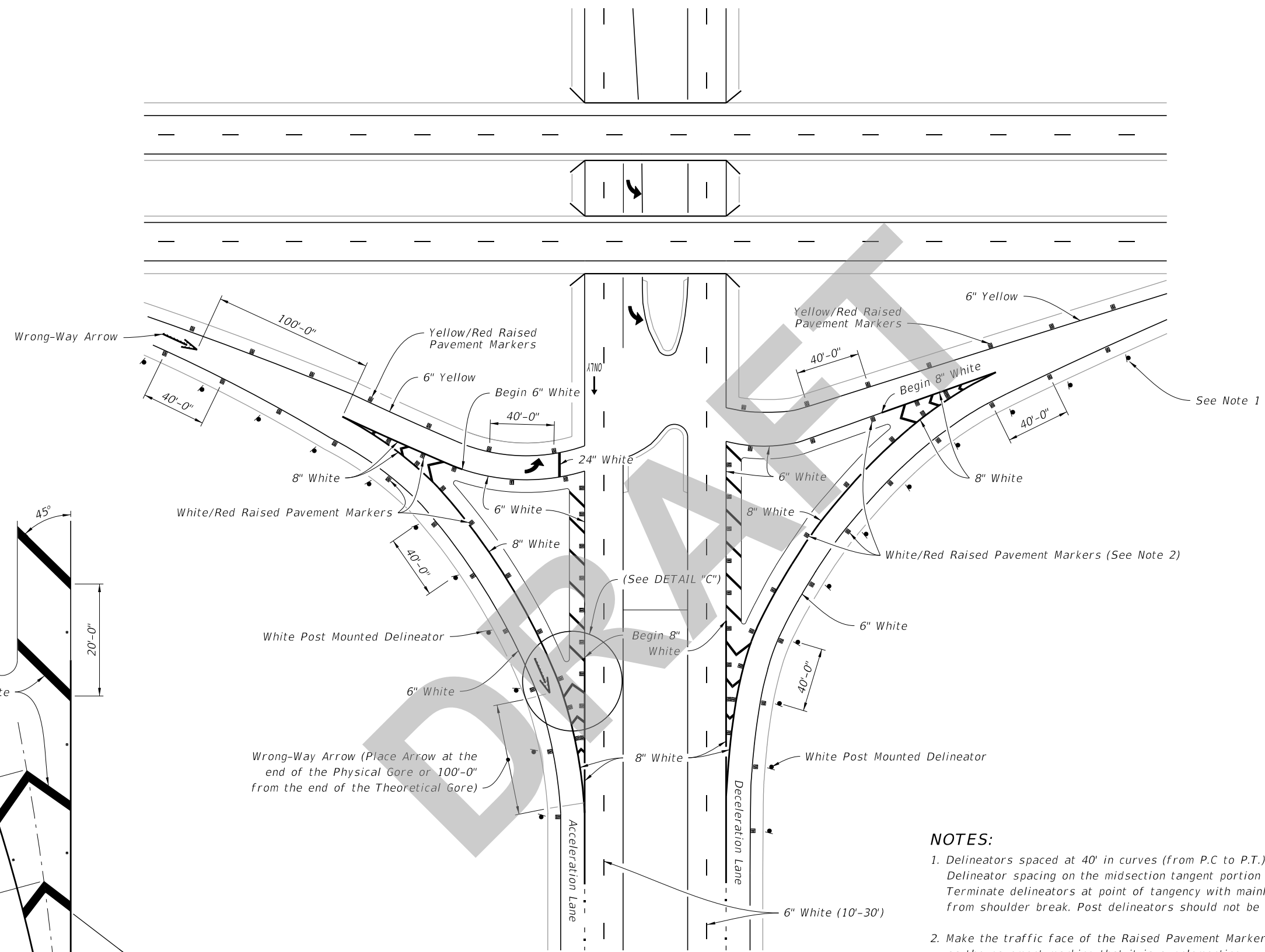
Date: 9/3/25

COMMENT: Can the note clarify if delineators should be used on both inside (yellow) and outside (white) for the entire length of the ramp. Or recommend the limits where it should start and end.

RESPONSE: Delineators are typically only required for one side of interchange ramps, but the other side can also be delineated based on engineering judgement. The limits of where the delineators start and end are discussed in Note 1, however, it may be beneficial to clarify the "last" P.T. as the point of tangency with the mainline instead.


CHANGE MADE TO INDEX: Yes. Updated Note 1 language to "point of tangency with mainline" rather than "last P.T."

Response Date:9/15/25



- NOTES:**
1. Delineators spaced at 40' in curves (from P.C to P.T.) at both ends of ramps. Delineator spacing on the midsection tangent portion of ramps is 300'. Terminate delineators at point of tangency with mainline. All delineators are to be setback 4' from shoulder break. Post delineators should not be discontinued in sections with guardrail.
 2. Make the traffic face of the Raised Pavement Markers the same color as the pavement marking that it is supplementing.

9/16/2025 11:18:38 AM

LAST REVISION 11/01/25	REVISION	DESCRIPTION:	 FY 2026-27 STANDARD PLANS	INTERCHANGE MARKINGS	INDEX 711-003	SHEET 6 of 8
---------------------------	----------	--------------	---	----------------------	------------------	-----------------

TYPICAL INTERSECTION