

Origination Form
Proposed Revisions to a Standard Plans Index

Originator:	Gibbs, Shae	Index Number:	711-003
Date:	5/5/2025	Sheet Number(s):	2,5,6,7
E-mail:	shae.gibbs@dot.state.fl.us	Index Title:	Interchange Markings

Summary of the changes:

Sheet 2: Added SINGLE-LANE PARALLEL-TYPE ENTRANCE WITHOUT ADDED LANE detail.
Sheet 5: Updated wrong-way arrows to match 706-001.
Sheet 6: Updated wrong-way arrows to match 706-001.
Sheet 7: Updated wrong-way arrows to match 706-001, removed edge line markings from crosswalk areas.

Commentary/Background:

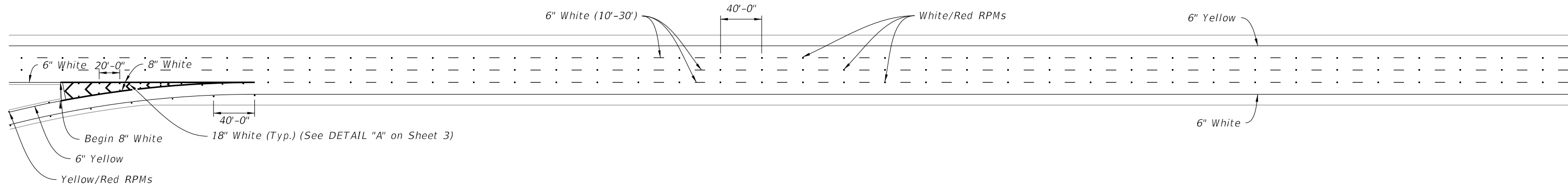
Sheet 2: Due to ongoing confusion on what striping to use in Parallel-Type Entrances, a detail was added for SINGLE-LANE PARALLEL-TYPE ENTRANCE WITHOUT ADDED LANE for clarification

Sheets 5, 6, and 7: Update WWD Arrows to match proposed revision to 706-001

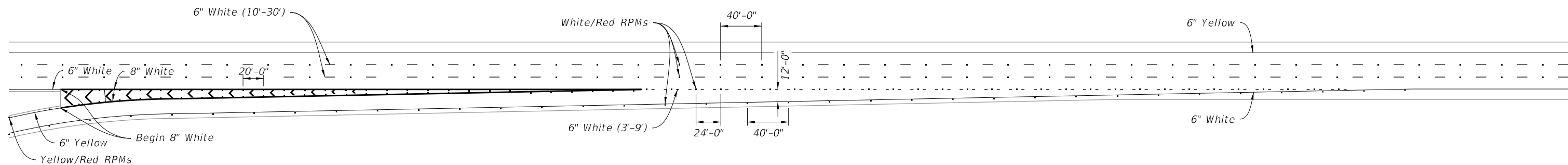
Other Affected Documents/Offices	Person Contacted	Affected (Yes/No)
Other Standard Plans		No
FDOT Design Manual		No
Standard Specifications		No
Basis of Estimates Manual		No
Approved Product List		No
Construction Office		No
Maintenance Office		No

Implementation

--

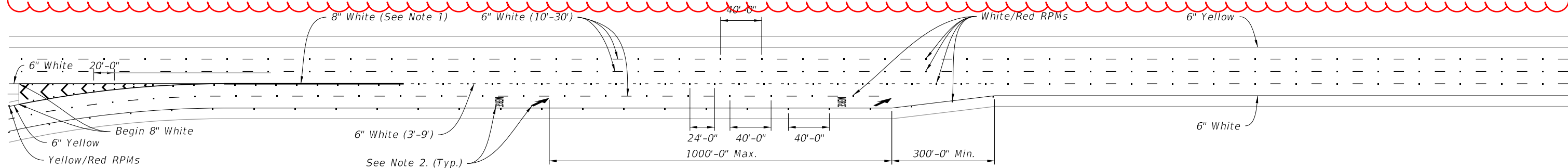


PARALLEL-TYPE ENTRANCE WITH ADDED LANE



TAPER-TYPE ENTRANCE

ADDED: SINGLE-LANE PARALLEL-TYPE ENTRANCE WITHOUT ADDED LANE detail



TWO-LANE PARALLEL-TYPE ENTRANCE WITH ADDED LANE
(Single-Lane Parallel-Type Entrance Without Added Lane Similar, See Note 3)

NOTES:

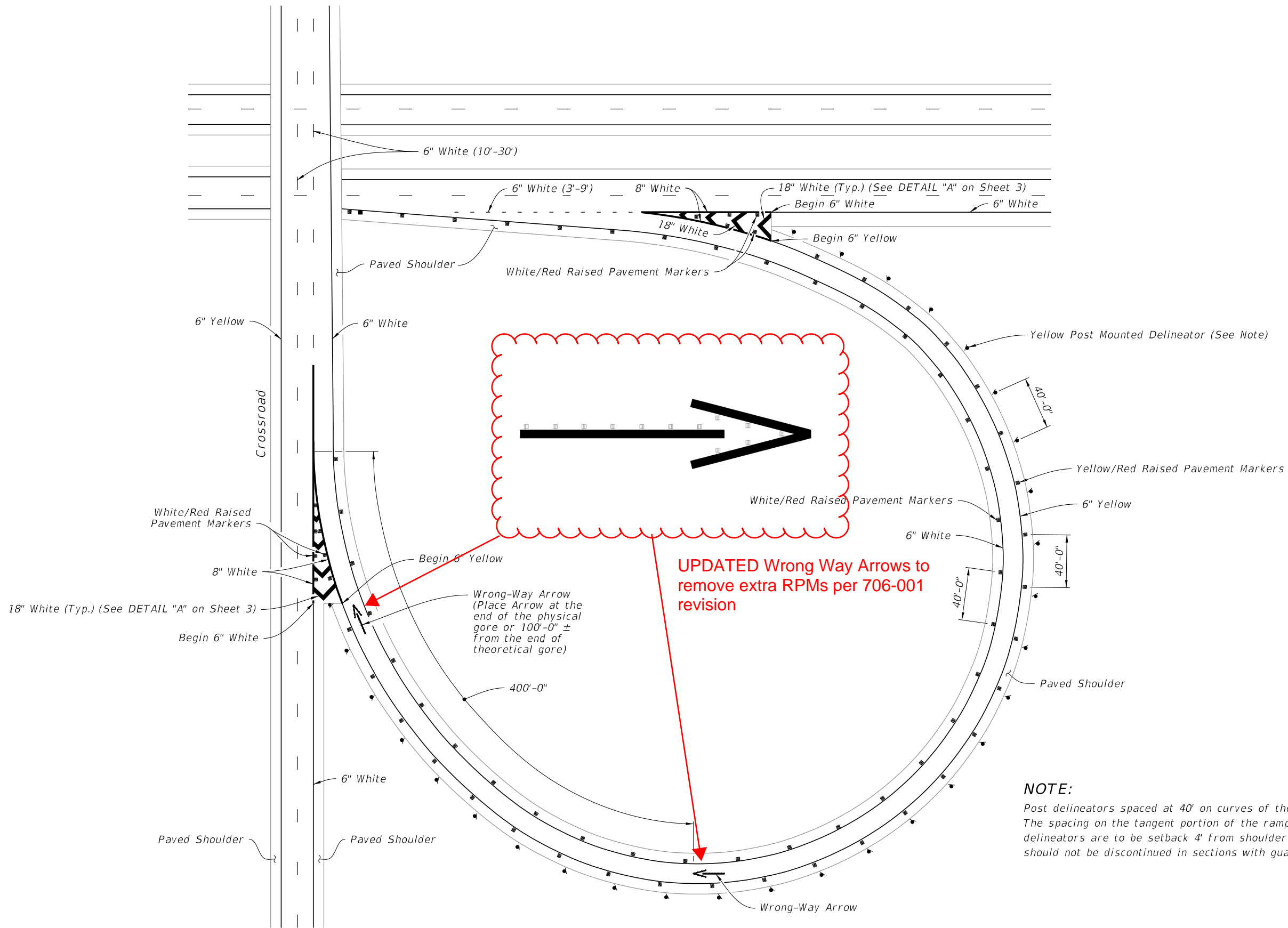
- Extend this 8" white Pavement Marker one-fourth the length of the acceleration lane from the gore markings.
- See Index 711-001 for pavement message dimensions and details.
- Merge Pavement Message and Arrow only used for Two-Lane Entrances.

2026-27

TYPICAL PAVEMENT MARKINGS AT ENTRANCE RAMPS

LAST REVISION 11/01/23 11/01/25	DESCRIPTION:	FDOT FY 2025-26 STANDARD PLANS	INTERCHANGE MARKINGS	INDEX 711-003	SHEET 2 of 8
--	--------------	---	----------------------	------------------	-----------------

9/10/2024 3:01:22 PM

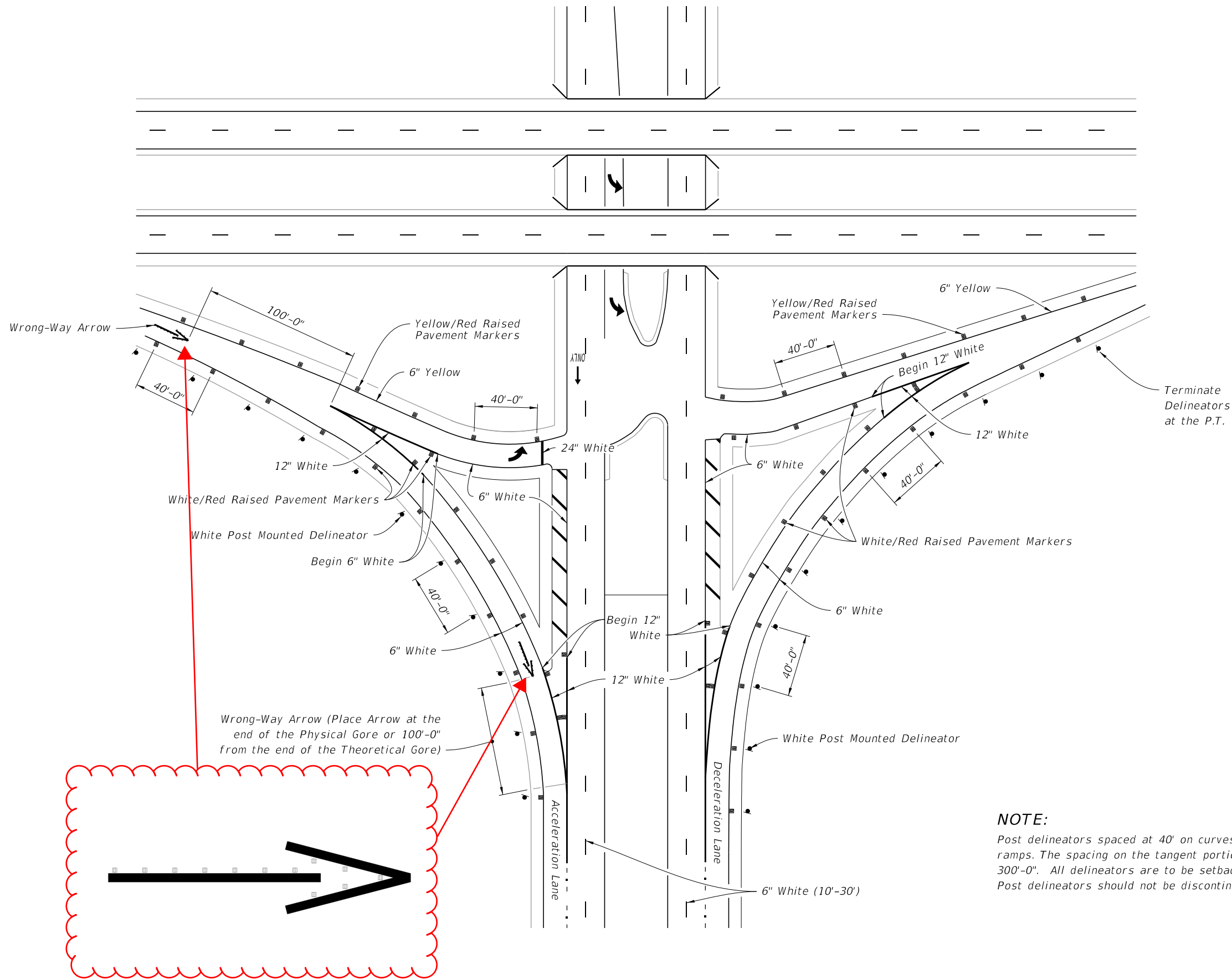


NOTE:
Post delineators spaced at 40' on curves of the entrance and exit of ramps. The spacing on the tangent portion of the ramp section is 300'-0". All delineators are to be setback 4' from shoulder break. Post delineators should not be discontinued in sections with guardrail.

TYPICAL CURVED EXIT RAMP

TYPICAL CURVED EXIT RAMP

LAST REVISION 11/01/21 11/01/25	REVISION DESCRIPTION:	2026-27 FY 2025-26 STANDARD PLANS	INTERCHANGE MARKINGS	INDEX 711-003	SHEET 5 of 8
--	--------------------------	--	----------------------	------------------	-----------------



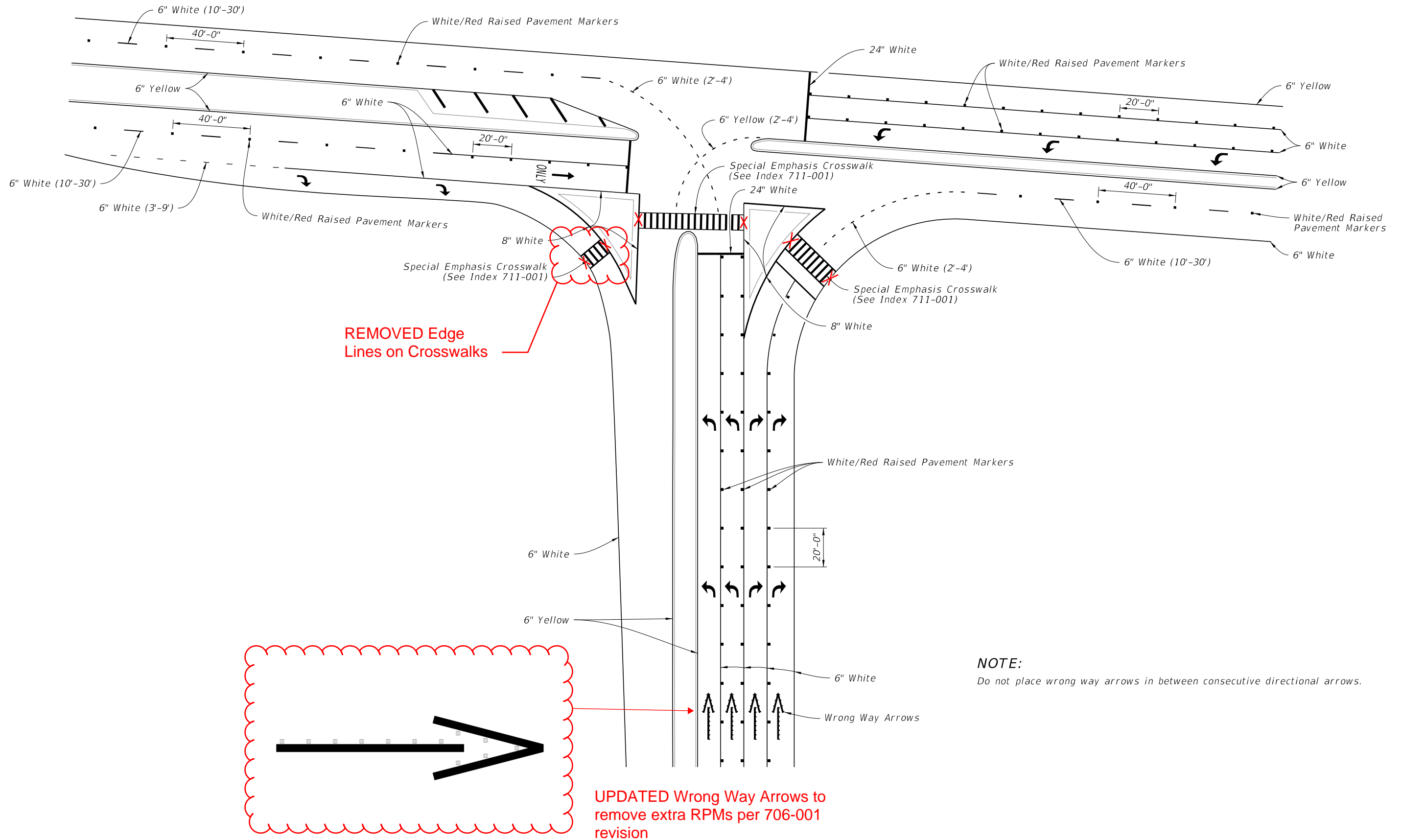
UPDATED Wrong Way Arrows to remove extra RPMs per 706-001 revision

2026-27

TYPICAL INTERSECTION


<p>LAST REVISION</p> <p>11/01/21</p> <p>11/01/25</p>	<p>REVISION</p> <p>DESCRIPTION:</p>	<p>FDOT</p> <p>FY 2025-26</p> <p>STANDARD PLANS</p>	<p>INTERCHANGE MARKINGS</p>	<p>INDEX</p> <p>711-003</p>	<p>SHEET</p> <p>6 of 8</p>
--	-------------------------------------	--	-----------------------------	-----------------------------	----------------------------

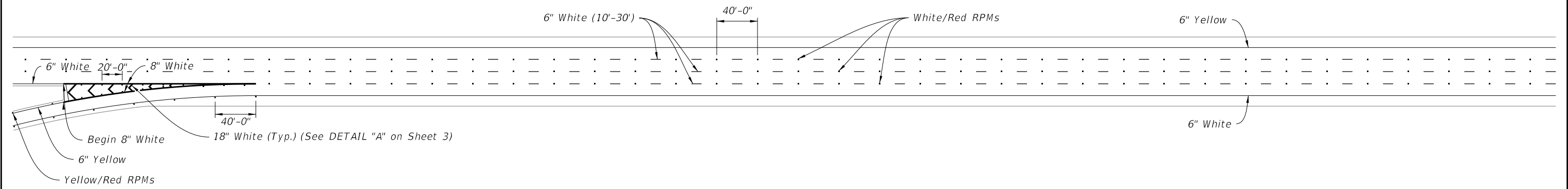
9/10/2024 3:01:35 PM



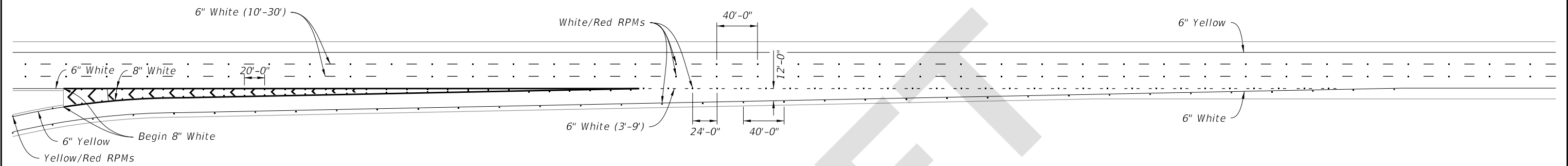
2026-27

TYPICAL PARTIAL CLOVERLEAF/TRUMPET EXIT RAMP

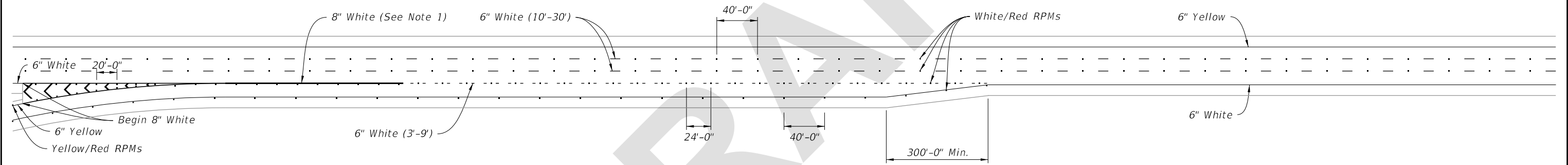
LAST REVISION		DESCRIPTION:	 FY 2025-26 STANDARD PLANS	INTERCHANGE MARKINGS	INDEX 711-003	SHEET 7 of 8
REVISION						
11/01/21						
11/01/25						



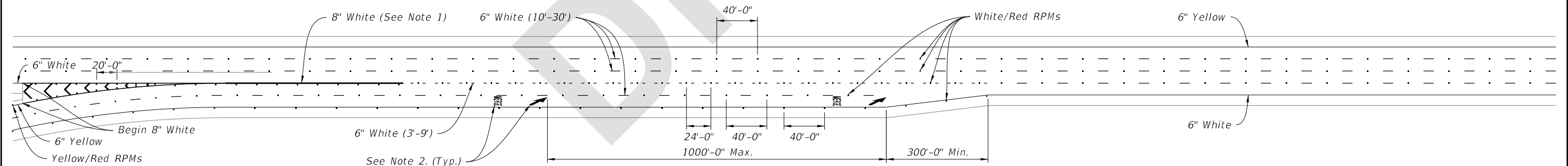
PARALLEL-TYPE ENTRANCE WITH ADDED LANE



TAPER-TYPE ENTRANCE



SINGLE-LANE PARALLEL-TYPE ENTRANCE WITHOUT ADDED LANE



TWO-LANE PARALLEL-TYPE ENTRANCE WITH ADDED LANE


NOTES:

1. Extend this 8" white Pavement Marker one-fourth the length of the acceleration lane from the gore markings.
2. See Index 711-001 for pavement message dimensions and details.
3. Merge Pavement Message and Arrow only used for Two-Lane Entrances.

TYPICAL PAVEMENT MARKINGS AT ENTRANCE RAMPS

LAST REVISION	DESCRIPTION:	FDOT	FY 2026-27 STANDARD PLANS	INTERCHANGE MARKINGS	INDEX	SHEET
11/01/25					711-003	2 of 8


7/11/2025 7:08:57 AM

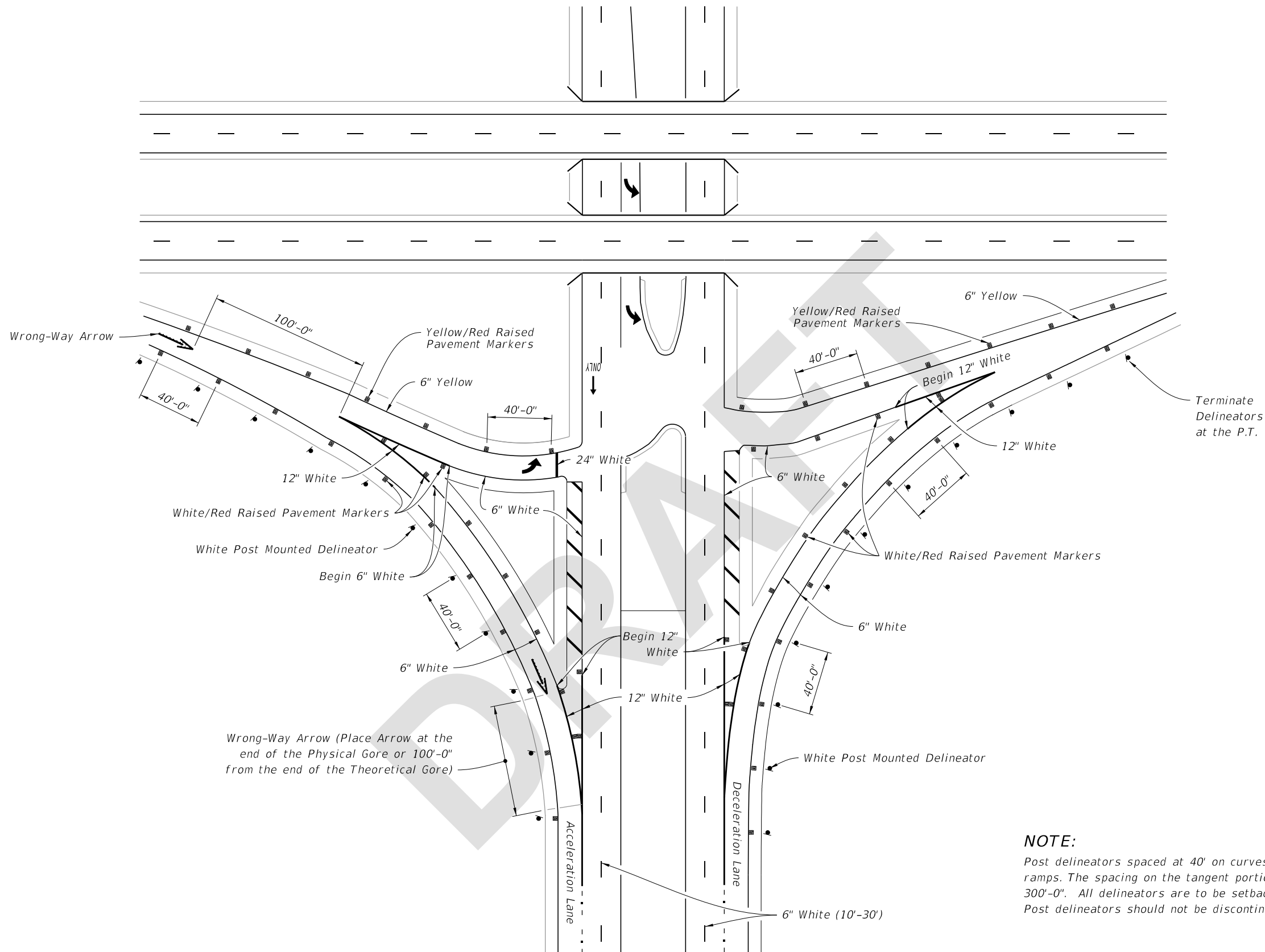


NOTE:
Post delineators spaced at 40' on curves of the entrance and exit of ramps. The spacing on the tangent portion of the ramp section is 300'-0". All delineators are to be setback 4' from shoulder break. Post delineators should not be discontinued in sections with guardrail.

TYPICAL CURVED EXIT RAMP

TYPICAL CURVED EXIT RAMP


LAST REVISION 11/01/25	REVISION	DESCRIPTION:	 FY 2026-27 STANDARD PLANS	INTERCHANGE MARKINGS	INDEX 711-003	SHEET 5 of 8
------------------------------	----------	--------------	--	----------------------	------------------	-----------------



NOTE:

Post delineators spaced at 40' on curves of the entrance and exit of ramps. The spacing on the tangent portion of the ramp section is 300'-0". All delineators are to be setback 4' from shoulder break. Post delineators should not be discontinued in sections with guardrail.

TYPICAL INTERSECTION

LAST REVISION 11/01/25	DESCRIPTION:	 FY 2026-27 STANDARD PLANS	INTERCHANGE MARKINGS	INDEX 711-003	SHEET 6 of 8
------------------------------	--------------	--	----------------------	------------------	-----------------

