

Origination Form
Proposed Revisions to a Standard Plans Index

Originator:	Gibbs, Shae	Index Number:	570-010
Date:	6/6/2024	Sheet Number(s):	1
E-mail:	shae.gibbs@dot.state.fl.us	Index Title:	Shoulder Sodding and Turf on Existing Facilities

Summary of the changes:

Deleted Treatment 1 and Replaced with Asphalt Overlay Detail; Deleted Treatment 2 options; Added Shoulder Widening Detail; Added Superelevation Detail; Added Drop-Off Detail; Added Sloped Sod Lap Detail; Deleted General Note 4; Moved General Note 5A to the SPI; Added New General Notes - 1. The existing turf may be flush with, higher than or lower than the existing edge of pavement or paved shoulder. Trenching, or mixing, will be necessary when existing turf is flush with or higher than adjacent pavement. Shoulder dropoff soil will be necessary when existing turf is lower than the adjacent pavement., 6. When using rolled sod parallel to the roadway, begin placement at the farthest section away from the roadway in the areas to be sodded as called for in the plans. and 8. Grade to shoulder slope shown in Plans or per superelevation out to the full shoulder with shown in Plans.; Renumbered General Notes; Replaced all references of "Borrow" to "Shoulder Dropoff Soil"; Added note to Pattern Detail giving a minimum dimension of 3' for Rolled Sod

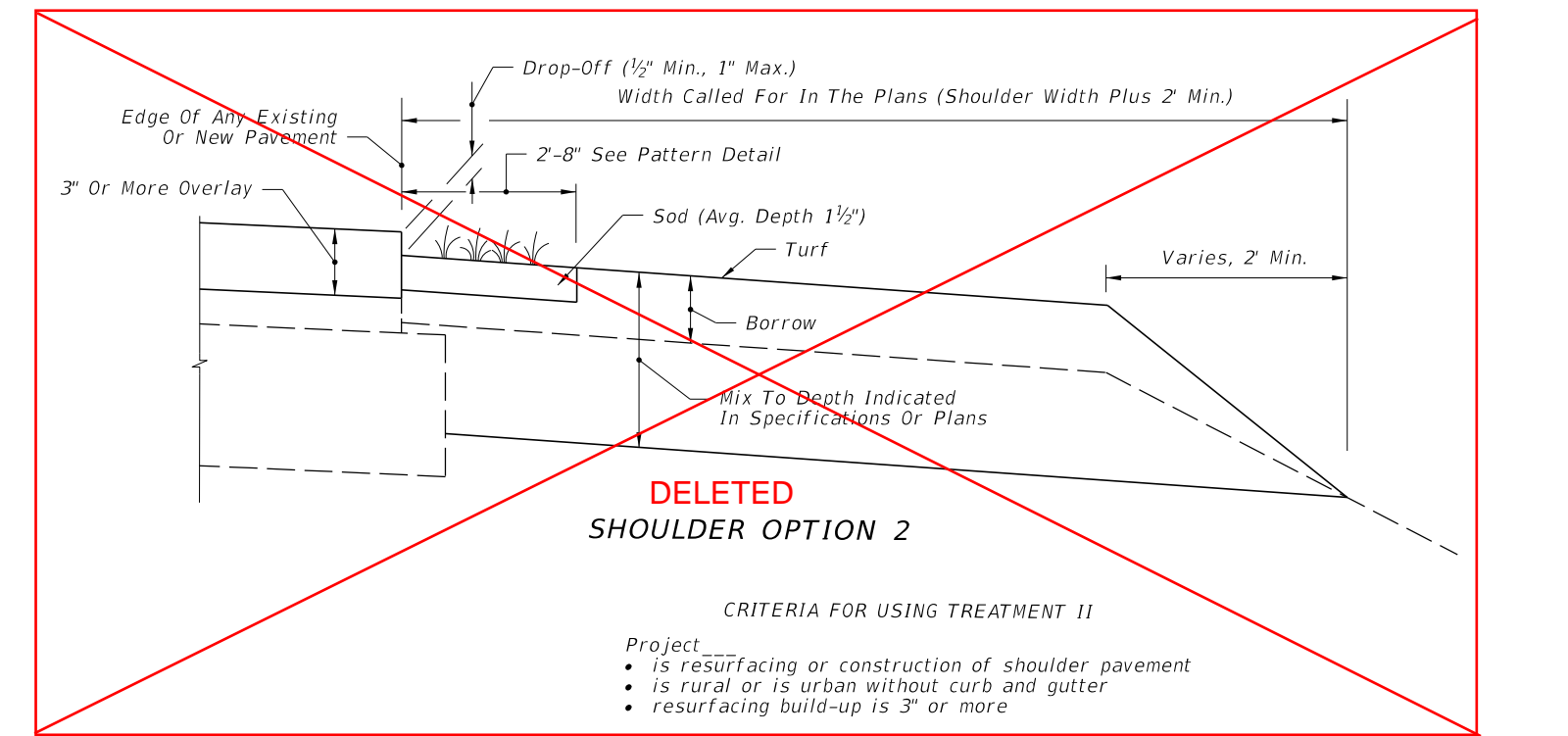
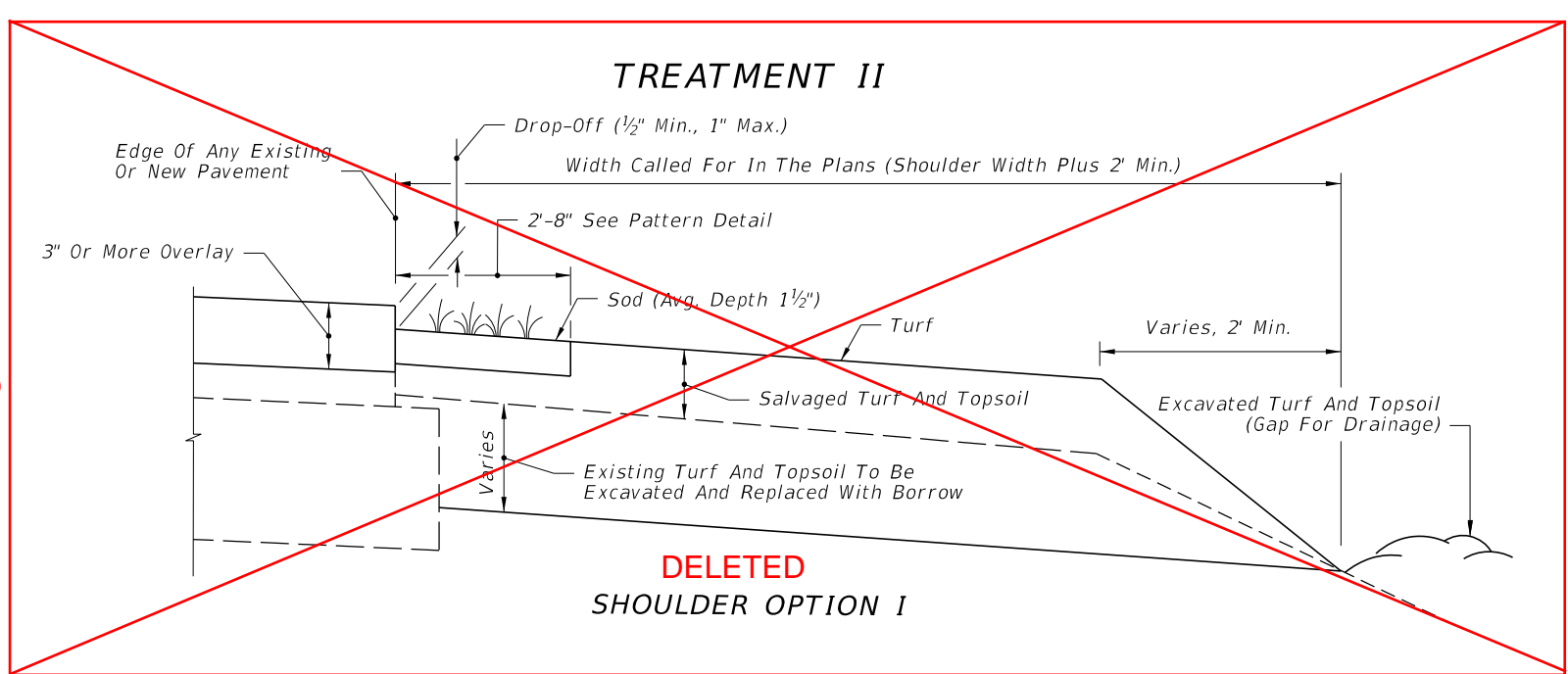
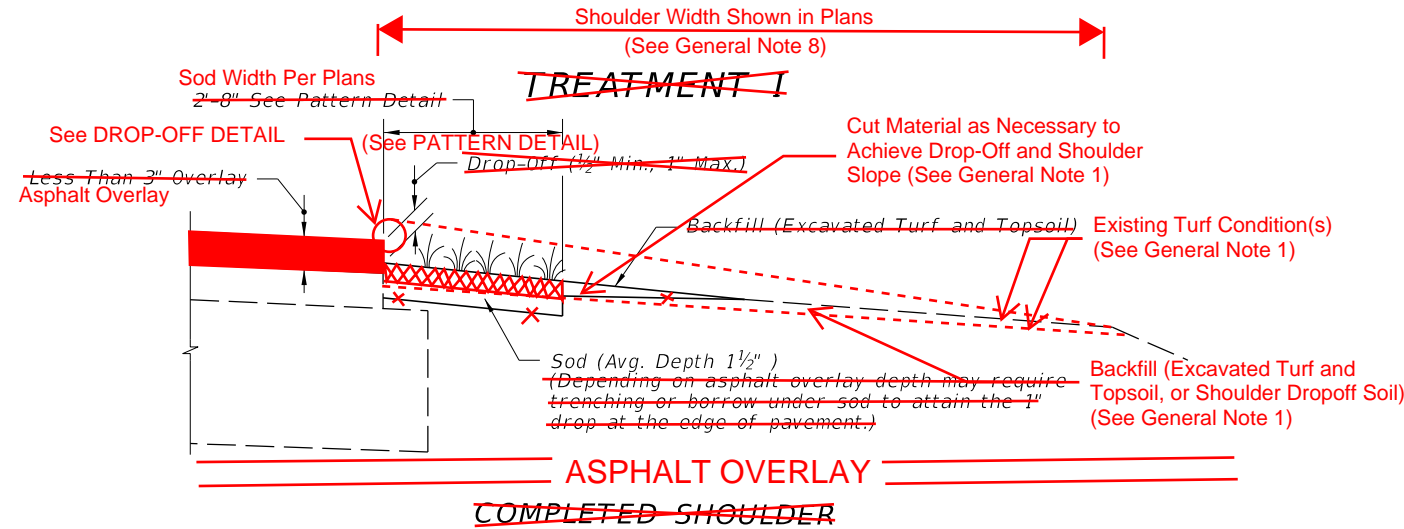
Commentary/Background:

The index was reworked as a request from the Districts. Multiple Districts assisted in the development along with the CO Construction office.

Other Affected Documents/Offices	Person Contacted	Affected (Yes/No)
Other Standard Plans		No
FDOT Design Manual	Ben Gerrell	Yes
Standard Specifications	Daniel Strickland	Yes
Basis of Estimates Manual	Ryan Gray	Yes
Approved Product List		No
Construction Office	Jason Russell	Yes
Maintenance Office		No

Implementation

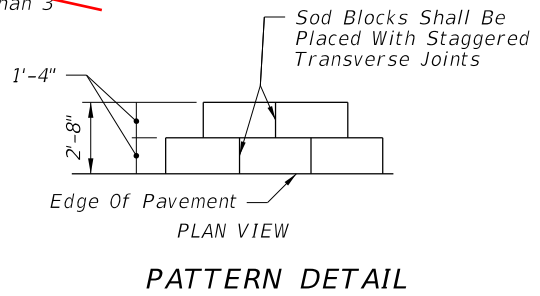
"FY 2026-27 (Next Release)"



ADDED Shoulder Widening Detail

- ~~CRITERIA FOR USING TREATMENT I~~
- Project
- ~~is resurfacing, widening and resurfacing or construction of shoulder pavement~~
 - ~~is rural or is urban without curb and gutter~~
 - ~~resurfacing build-up is less than 3"~~

ADDED Superelevation Detail



- ADDED NEW GENERAL NOTE**
1. The existing turf may be flush with, higher than or lower than the existing edge of pavement or paved shoulder. Trenching, or mixing, will be necessary when existing turf is flush with or higher than adjacent pavement. Shoulder dropoff soil will be necessary when existing turf is lower than the adjacent pavement.
- GENERAL NOTES**
2. ~~Treatment I.~~
- If trenching under sod is necessary to achieve the required Drop-Off, excavated topsoil is to be used for filling voids and low areas at the edge of pavement or for flushing along the edge of sod. Excess material to be uniformly distributed over the shoulder.
2. ~~Treatment II.~~
3. ~~Borrow~~ must meet the requirements for a "Select" material in accordance with Index 120-001 and Specification 120.
4. ~~Borrow~~ may be used in lieu of excavated turf and topsoil when economically feasible. There will be no additional payment for substituting borrow for excavated turf and topsoil.
5. ~~Special attention is to be directed at achieving the required Drop-Off at the edge of pavement, within the dimension range shown.~~

4. ~~Activities such as clearing, grading, and excavating that will disturb one or more acres of land require coverage under the Generic Permit for Stormwater Discharge from Large and Small Construction Activities from the Florida Department of Environmental Protection, and implementation of appropriate pollution prevention measures to minimize erosion and sedimentation and properly manage stormwater.~~
5. ~~Turf Establishment:~~
- Moved to SPI
- A. Wildflowers destroyed by shoulder sodding and turf operations are to be reestablished under the seeding rates prescribed for permanent wildflower #2 Group shown by table on Index 570-001.
7. ~~Establish turf in accordance with Specification 570.~~

~~A SIMILAR TREATMENT MAY BE USED FOR PROJECTS THAT REQUIRE SHOULDER WIDENING. DETAILS ARE TO BE SHOWN IN THE PLANS.~~

- ADDED NEW GENERAL NOTES**
6. When using rolled sod parallel to the roadway, begin placement at the farthest section away from the roadway in the areas to be sodded as called for in the Plans.

ADDED Drop-Off Detail

8. Grade to shoulder slope shown in Plans or per superelevation up to the full shoulder with shown in Plans.

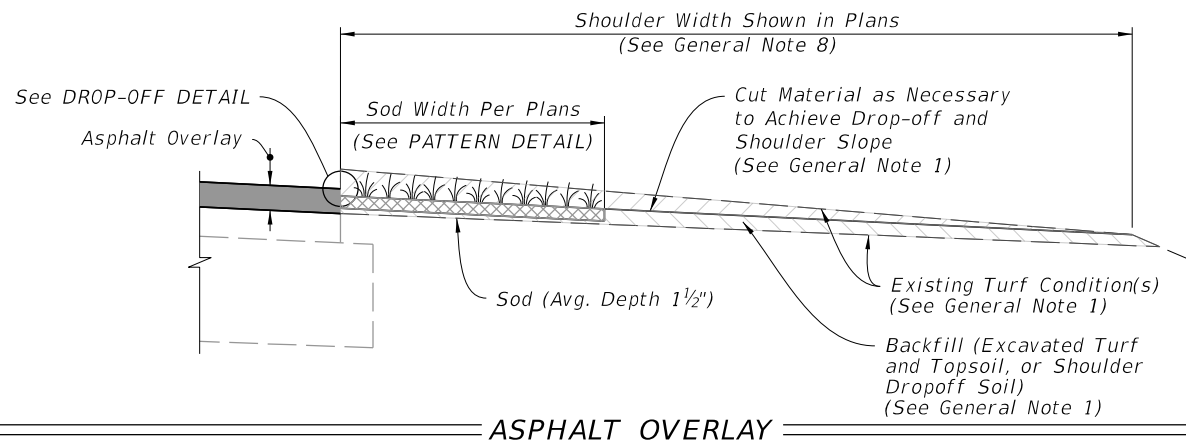
ADDED Sloped Sod Lap Detail

Note 4: Shoulder dropoff soil may be used in lieu of excavated turf and topsoil when the dropoff does not exceed 6 inches; otherwise use borrow.

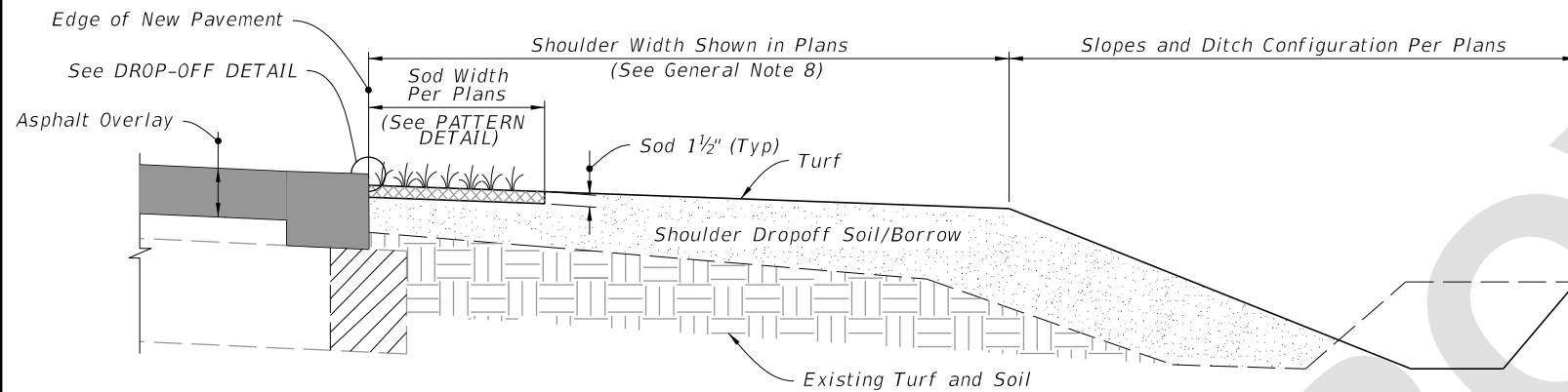
2026-27

10/19/2022 10:25:44 AM

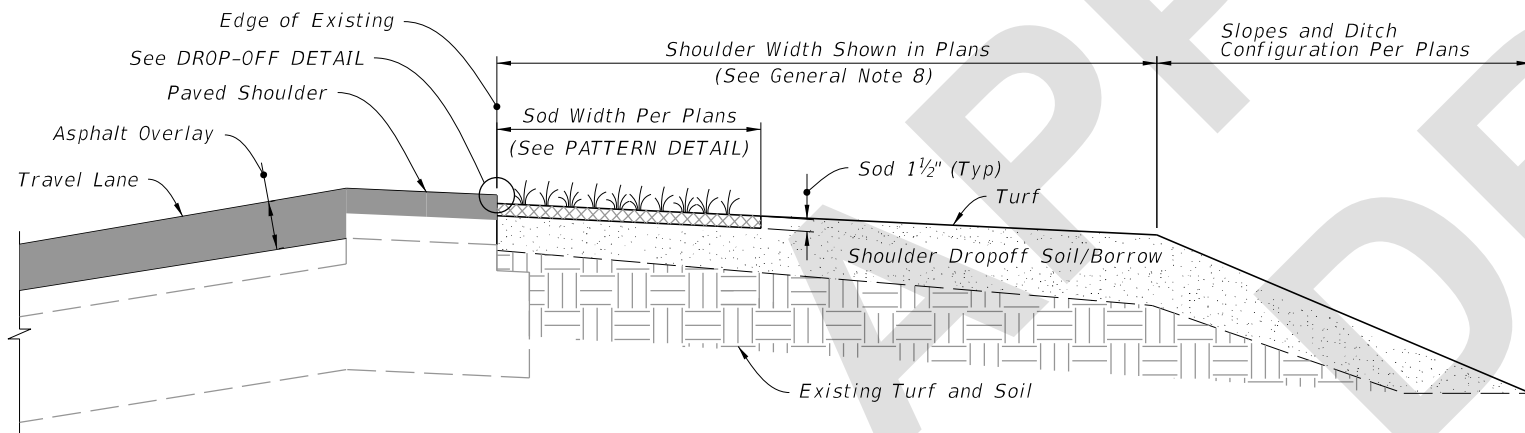
LAST REVISION 11/01/18 11/01/25	REVISION	DESCRIPTION:	FDOT	FY 2025-26 STANDARD PLANS	SHOULDER SODDING AND TURF ON EXISTING FACILITIES	INDEX 570-010	SHEET 1 of 1
---------------------------------------	----------	--------------	------	------------------------------	---	------------------	-----------------



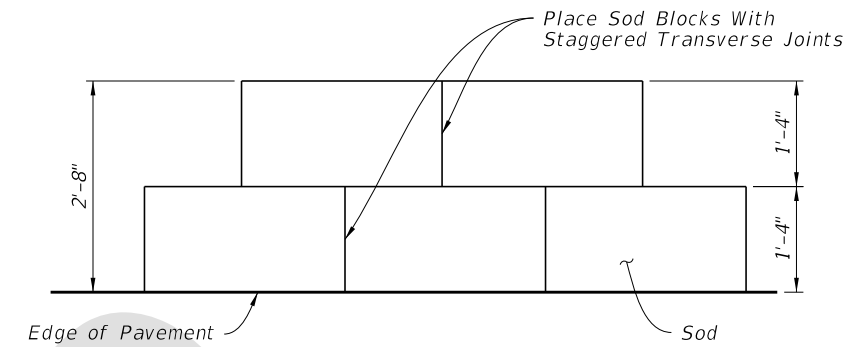
ASPHALT OVERLAY



SHOULDER WIDENING



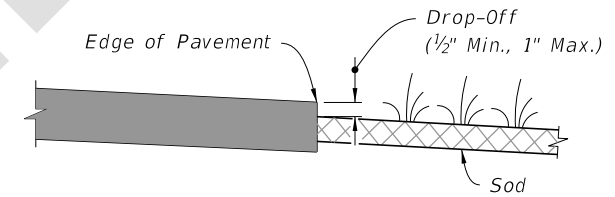
SUPERELEVATION



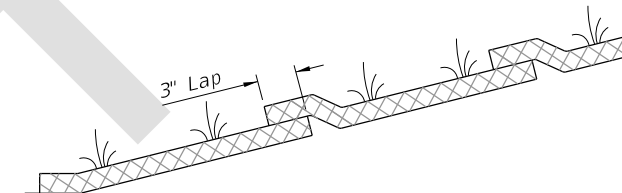
PLAN VIEW

NOTE: Minimum 3' Sod Width for Rolled Sod.

PATTERN DETAIL
(When Using Palletized Sod)



DROP-OFF DETAIL




SLOPED SOD LAP DETAIL
(For slopes steeper than 1:4)

GENERAL NOTES:

1. The existing turf may be flush with, higher than or lower than the existing edge of pavement or paved shoulder. Trenching, or mixing, will be necessary when existing turf is flush with or higher than adjacent pavement. Shoulder dropoff soil will be necessary when existing turf is lower than the adjacent pavement.
2. If trenching under sod is necessary to achieve the required Drop-Off, excavated topsoil is to be used for filling voids and low areas at the edge of pavement or for flushing along the edge of sod. Excess material to be uniformly distributed over the shoulder.
3. Shoulder dropoff soil must meet the requirements for a "Select" material in accordance with Index 120-001 and Specification 120.
4. Shoulder dropoff soil may be used in lieu of excavated turf and topsoil when the dropoff does not exceed 6 inches; otherwise use borrow.
5. Special attention is to be directed at achieving the required Drop-Off at the edge of pavement, within the dimension range shown.
6. When using rolled sod parallel to the roadway, begin placement at the farthest section away from the roadway in the areas to be sodded as called for in the plans.
7. Establish turf in accordance with Specification 570.
8. Grade to shoulder slope shown in Plans or per superelevation out to the full shoulder width shown in Plans.

8/26/2025 9:50:59 AM

LAST REVISION 11/01/25	REVISION	DESCRIPTION:		FY 2026-27 STANDARD PLANS	SHOULDER SODDING AND TURF ON EXISTING FACILITIES	INDEX 570-010	SHEET 1 of 1
---------------------------	----------	--------------	---	------------------------------	---	------------------	-----------------