

**Origination Form**  
Proposed Revisions to a Standard Plans Index

<b>Originator:</b>	Gray, Ryan	<b>Index Number:</b>	546-001
<b>Date:</b>		<b>Sheet Number(s):</b>	1 and 2
<b>E-mail:</b>	ryan.gray@dot.state.fl.us	<b>Index Title:</b>	RAISED RUMBLE STRIPS

**Summary of the changes:**

Sheet 1: Added text to thickness dimension, Updated text for, and Deleted obsolete text for OPTION P2; Updated Note 2; Added Note 3.  
 Sheet 2: Added text to thickness dimension for OPTION ST2; Updated text for OPTION ST2 and OPTION S3; Updated Note 3; Added Note 4.

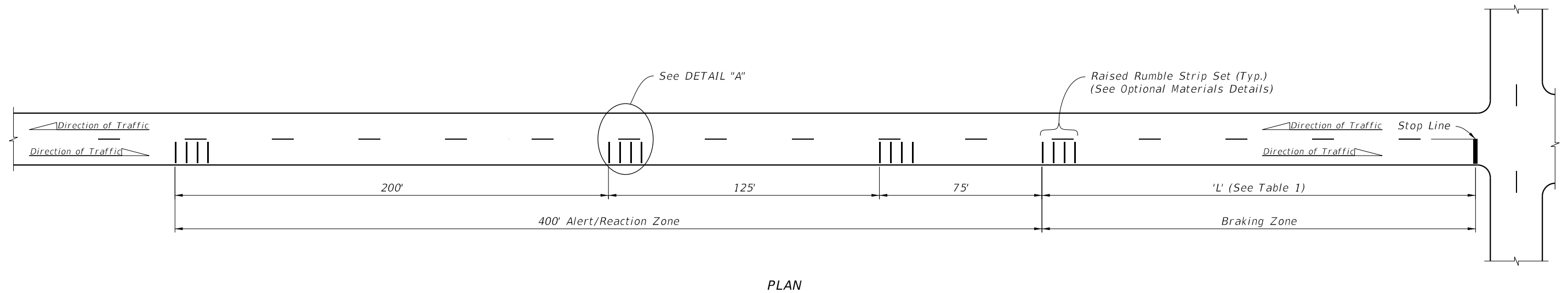
**Commentary/Background:**

Index details need to be clarified to align with Specifications and APL. Associated with proposed Spec updates to Sections 546, 971, and 990.

Other Affected Documents/Offices	Person Contacted	Affected (Yes/No)
Other Standard Plans		No
FDOT Design Manual		No
Standard Specifications		Yes
Basis of Estimates Manual		No
Approved Product List	Sarah Smith	Yes
Construction Office		No
Maintenance Office		No

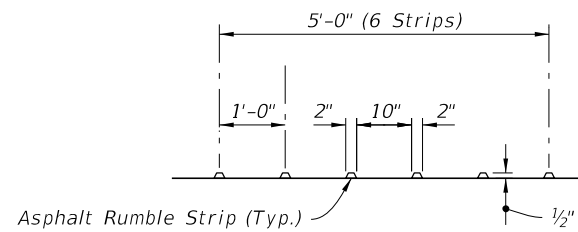
**Implementation**

FY 2026-27

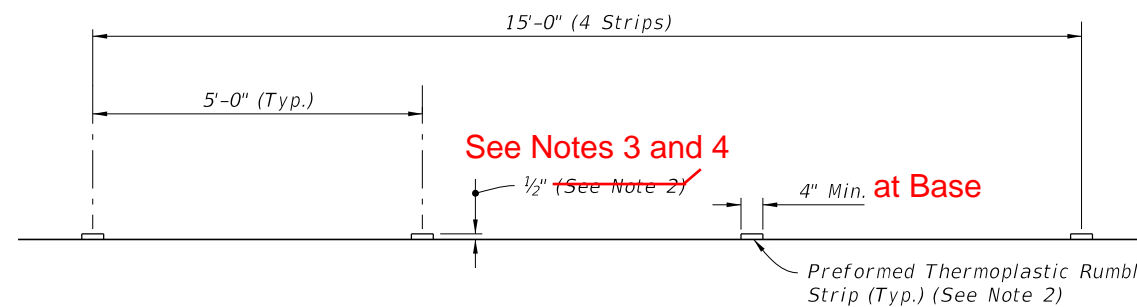


**SPACING OF RAISED RUMBLE STRIP SETS AT INTERSECTIONS**  
(Preformed Thermoplastic Set Shown, Others Similar)

Posted Speed (mph)	'L' (Feet)
≤ 30	150
35	200
40	250
45	300
50	350
55	410
60	470
65	550



OPTION P1 - ASPHALT SET



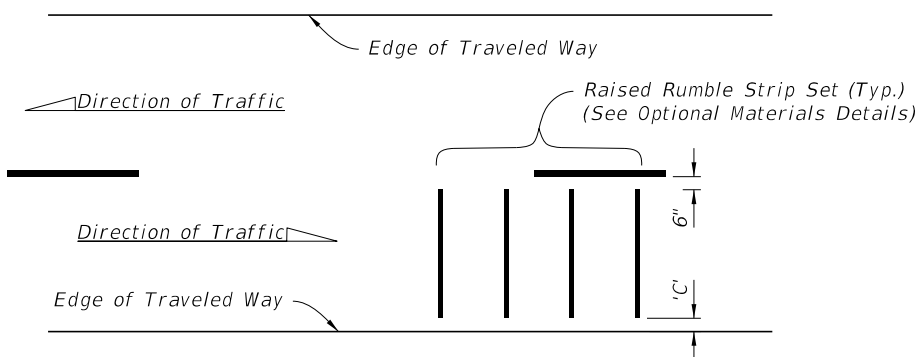
OPTION P2 - PREFORMED THERMOPLASTIC SET

**See Notes 3 and 4**

**Added Note: 3. The rectangular rumble strip shown is an example only; profile may vary in accordance with the manufacturer's design as shown in the APL.**

**Added Note: 4. Total pre-installation height of product (as approved on the APL).**

- NOTES:**
- Construct permanent raised rumble strips where shown in the Plans and in accordance with Specification 546.
  - Use ~~color~~ **white or black** for preformed thermoplastic rumble strips.



'C' = 6" For Roadways With Paved Shoulders  
'C' = 1.5' For Roadways Without Paved Shoulders

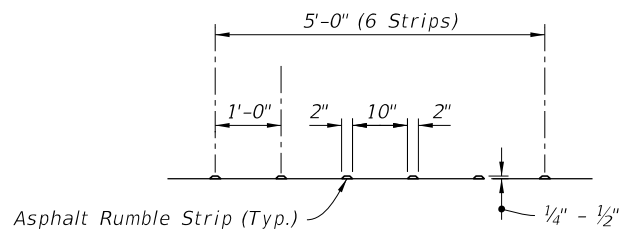
DETAIL "A"

OPTIONAL MATERIALS DETAILS

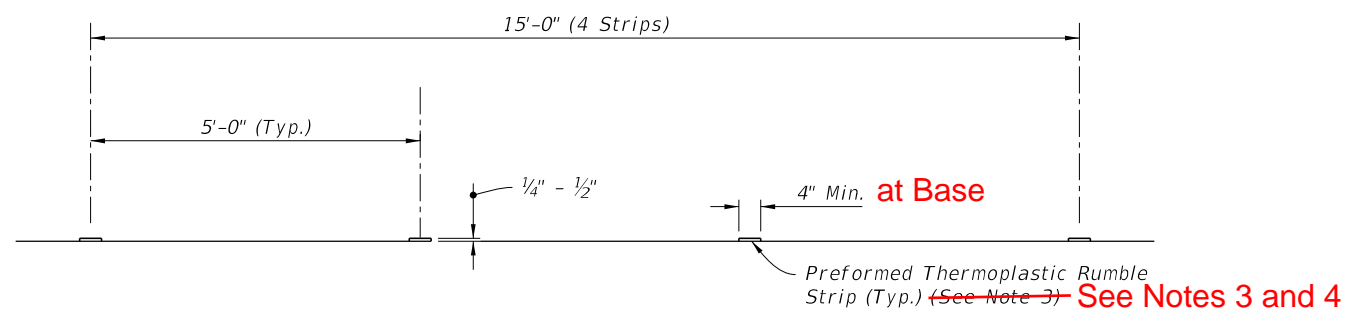
**PERMANENT RAISED RUMBLE STRIPS**

9/10/2024 2:00:36 PM

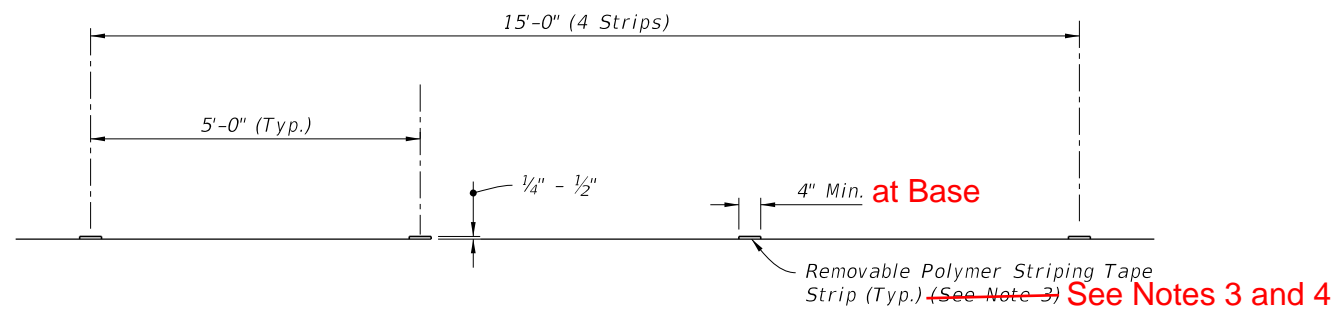
LAST REVISION <del>11/01/23</del>	DESCRIPTION: 11/01/25		FY <del>2025-26</del> 2026-27 STANDARD PLANS	RAISED RUMBLE STRIPS	INDEX 546-001	SHEET 1 of 2
--------------------------------------	--------------------------	--	---	----------------------	------------------	-----------------



OPTION ST1 - ASPHALT SET



OPTION ST2 - PREFORMED THERMOPLASTIC SET



OPTION ST3 - REMOVABLE POLYMER STRIPING TAPE SET

OPTIONAL MATERIALS DETAILS


NOTES:

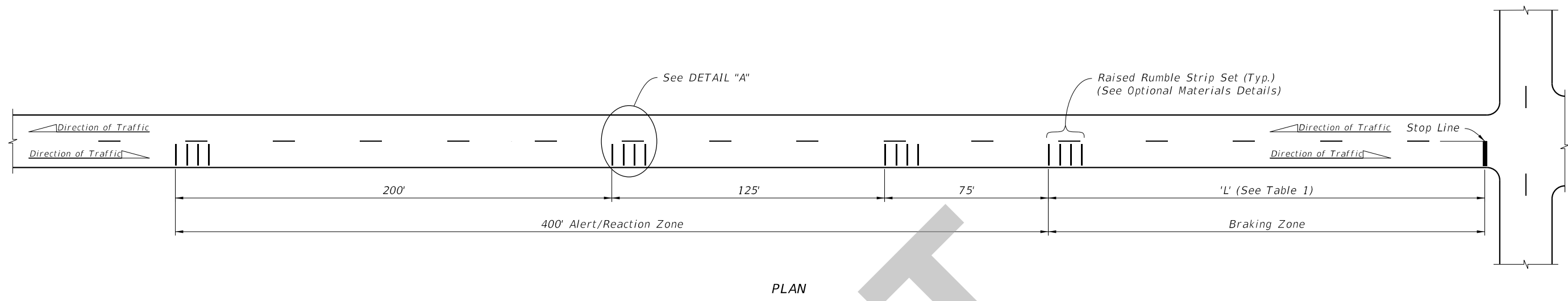
1. Construct short-term raised rumble strips where noted in the Plans and in accordance with Specification 546.
2. See Sheet 1 for placement and additional details.
3. Use ~~color white~~ **colors**  $\checkmark$  or black for Preformed Thermoplastic and Removable Polymer Striping Tape Sets.

Added Note: 4. The rectangular rumble strip shown is an example only; profile may vary in accordance with the manufacturer's design as shown in the APL.

9/10/2024 2:00:43 PM

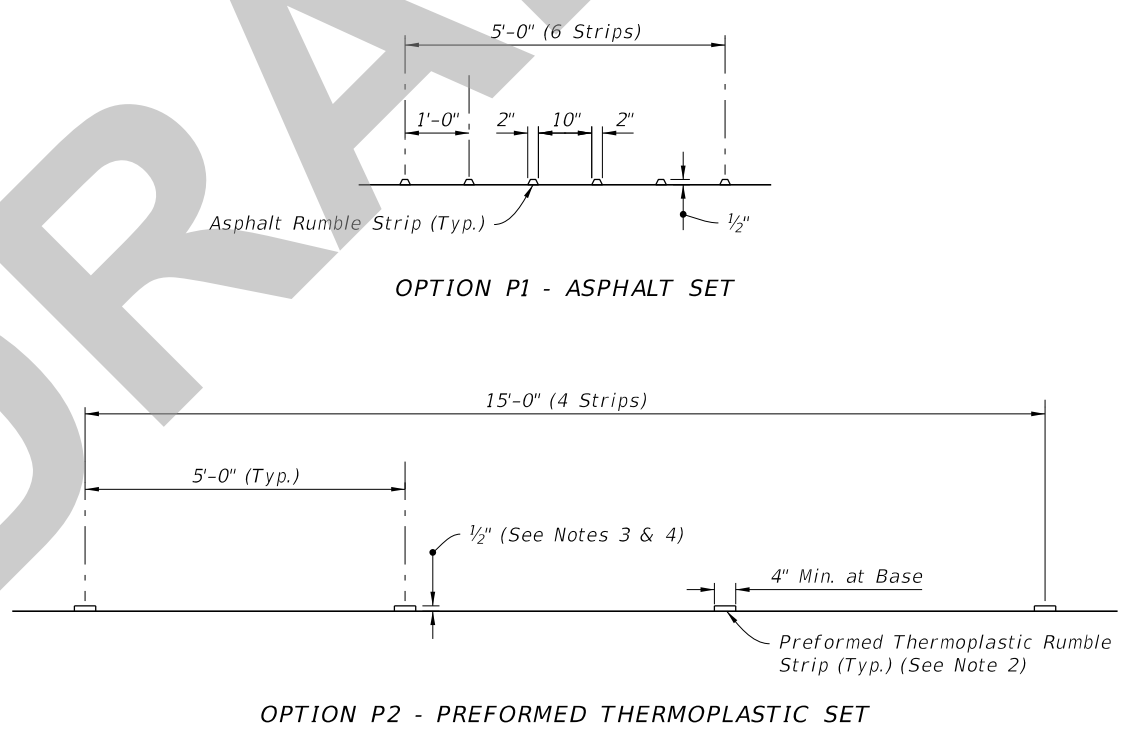
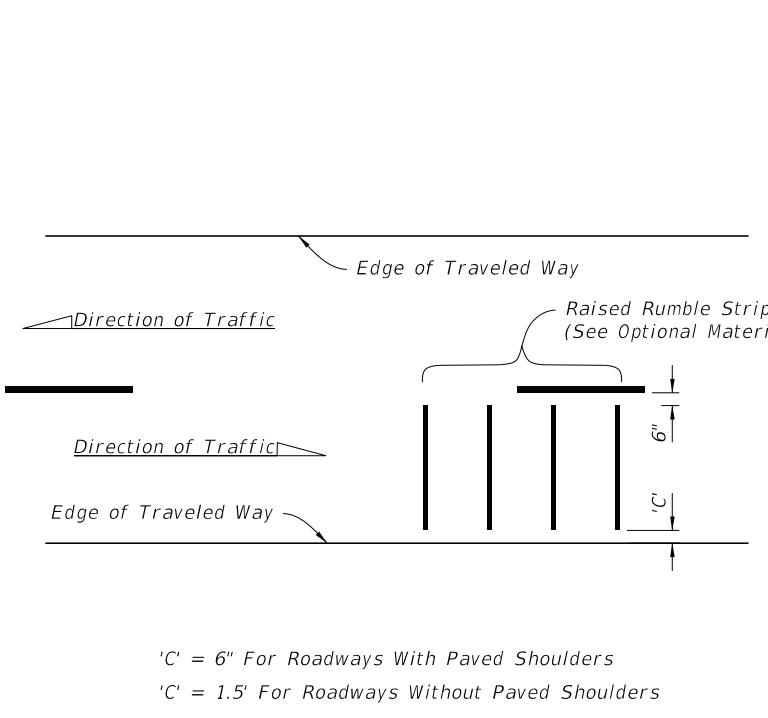
SHORT-TERM RAISED RUMBLE STRIPS

LAST REVISION	REVISION	DESCRIPTION:		FY <del>2025-26</del> 2026-27 STANDARD PLANS	RAISED RUMBLE STRIPS	INDEX 546-001	SHEET 2 of 2
		11/01/25					



**SPACING OF RAISED RUMBLE STRIP SETS AT INTERSECTIONS**  
*(Performed Thermoplastic Set Shown, Others Similar)*

Posted Speed (mph)	'L' (Feet)
≤ 30	150
35	200
40	250
45	300
50	350
55	410
60	470
65	550

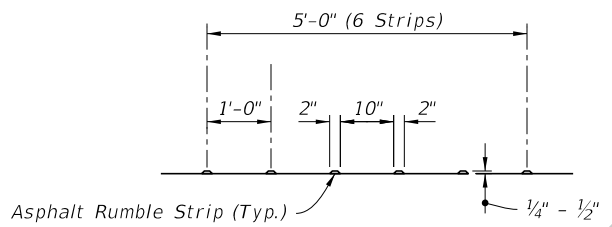


- NOTES:**
1. Construct permanent raised rumble strips where shown in the Plans and in accordance with Specification 546.
  2. Use colors white or black for preformed thermoplastic rumble strips.
  3. Rectangular rumble strip shown as an example only; profile may vary in accordance with the manufacturer's design as shown in the Approved Products List (APL)
  4. Total pre-installation height of product (as approved on the APL).

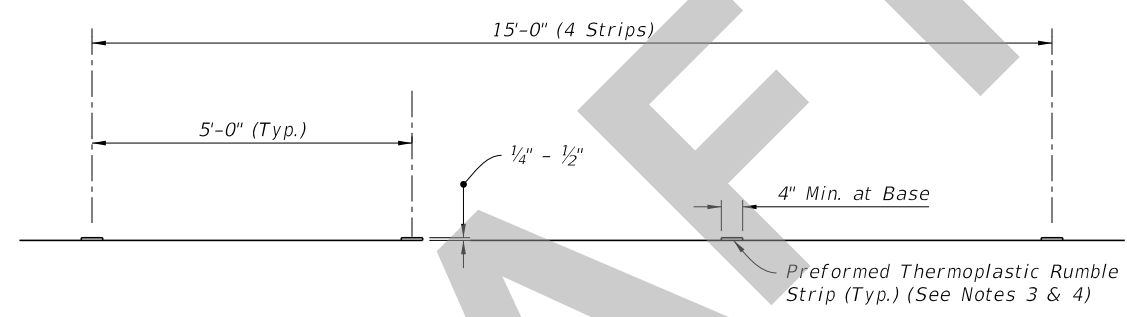
5/30/2025 1:29:00 PM

**PERMANENT RAISED RUMBLE STRIPS**

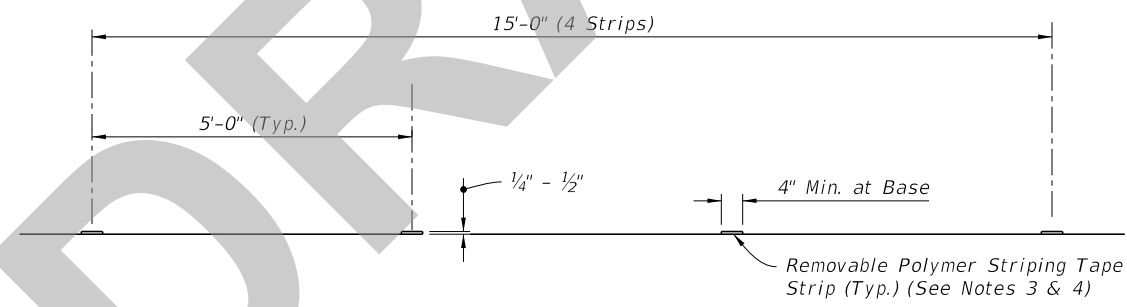
LAST REVISION 11/01/25	DESCRIPTION:	 <b>FY 2026-27 STANDARD PLANS</b>	<b>RAISED RUMBLE STRIPS</b>	INDEX <b>546-001</b>	SHEET <b>1 of 2</b>
---------------------------	--------------	--	-----------------------------	-------------------------	------------------------



OPTION ST1 - ASPHALT SET



OPTION ST2 - PREFORMED THERMOPLASTIC SET



OPTION ST3 - REMOVABLE POLYMER STRIPING TAPE SET


OPTIONAL MATERIALS DETAILS

NOTES:

1. Construct short-term raised rumble strips where noted in the Plans and in accordance with Specification 546.
2. See Sheet 1 for placement and additional details.
3. Use colors white or black for Preformed Thermoplastic and Removable Polymer Striping Tape Sets.
4. The rectangular rumble strip shown is an example only; profile may vary in accordance with the manufacturer's design as shown in the APL.

SHORT-TERM RAISED RUMBLE STRIPS

5/30/2025 1:27:27 PM

LAST REVISION 11/01/25	REVISION	DESCRIPTION:	 FY 2026-27 STANDARD PLANS	RAISED RUMBLE STRIPS	INDEX 546-001	SHEET 2 of 2
---------------------------	----------	--------------	---	----------------------	------------------	-----------------