

Origination Form
Proposed Revisions to a Standard Plans Index

Originator:	Frimmel, James	Index Number:	522-002
Date:	4/29/2025	Sheet Number(s):	1 & 7 of 7
E-mail:	james.frimmel@dot.state.fl.us	Index Title:	Detectable Warnings and Sidewalk Curb Ramps

Summary of the changes:

Sheet 1: Added RAILROAD CROSSING Notes 1 and 2 from Sheet 7 as GENERAL NOTE 5, to provide clarity on the 4'-0" full-height separation requirement. Sheet 7: Deleted the 4 - PLACEMENT OF SIDEWALK CRUB RAMPS AT CURBED RETURNS details.

Commentary/Background:

These changes are all being made to ensure the accurate and project-specific design of facilities with curb ramps. By removing the previous options and providing further design guidance in the FDM, these facilities should be more tailored to the location and work more efficiently within the intersections.

Other Affected Documents/Offices	Person Contacted	Affected (Yes/No)
Other Standard Plans		No
FDOT Design Manual		Yes
Standard Specifications		No
Basis of Estimates Manual		No
Approved Product List		No
Construction Office		No
Maintenance Office		No

Implementation

--

GENERAL NOTES:

1. Cross Slopes and Grades:

- A. Sidewalk, ramp, and landing slopes (i.e. 0.02, 0.05, and 1:12) shown in this Index are maximums. With approval of the Engineer, provide the minimum feasible slope where the requirements cannot be met.
- B. Landings must have cross-slopes less than or equal to 0.02 in any direction.
- C. Maintain a single longitudinal slope along each side of the curb ramp. Ramp slopes are not required to exceed 15 feet in length.
- D. Joints permitted at the location of Slope Breaks. Otherwise locate joints in accordance with Index 522-001. No joints are permitted within the ramp portion of the Curb Ramp.

2. Curb, Curb and Gutter and/or Sidewalk:

- A. Refer to Index 522-001 for concrete thickness and sidewalk details.
- B. Remove any existing curb, curb and gutter, or sidewalk to the nearest joint beyond the curb transition or to the extent that no remaining section is less than 5 feet long.
- C. Width of Curb Ramp is 4'-0" minimum. Match sidewalk or Shared Use Path width as shown in the Plans.

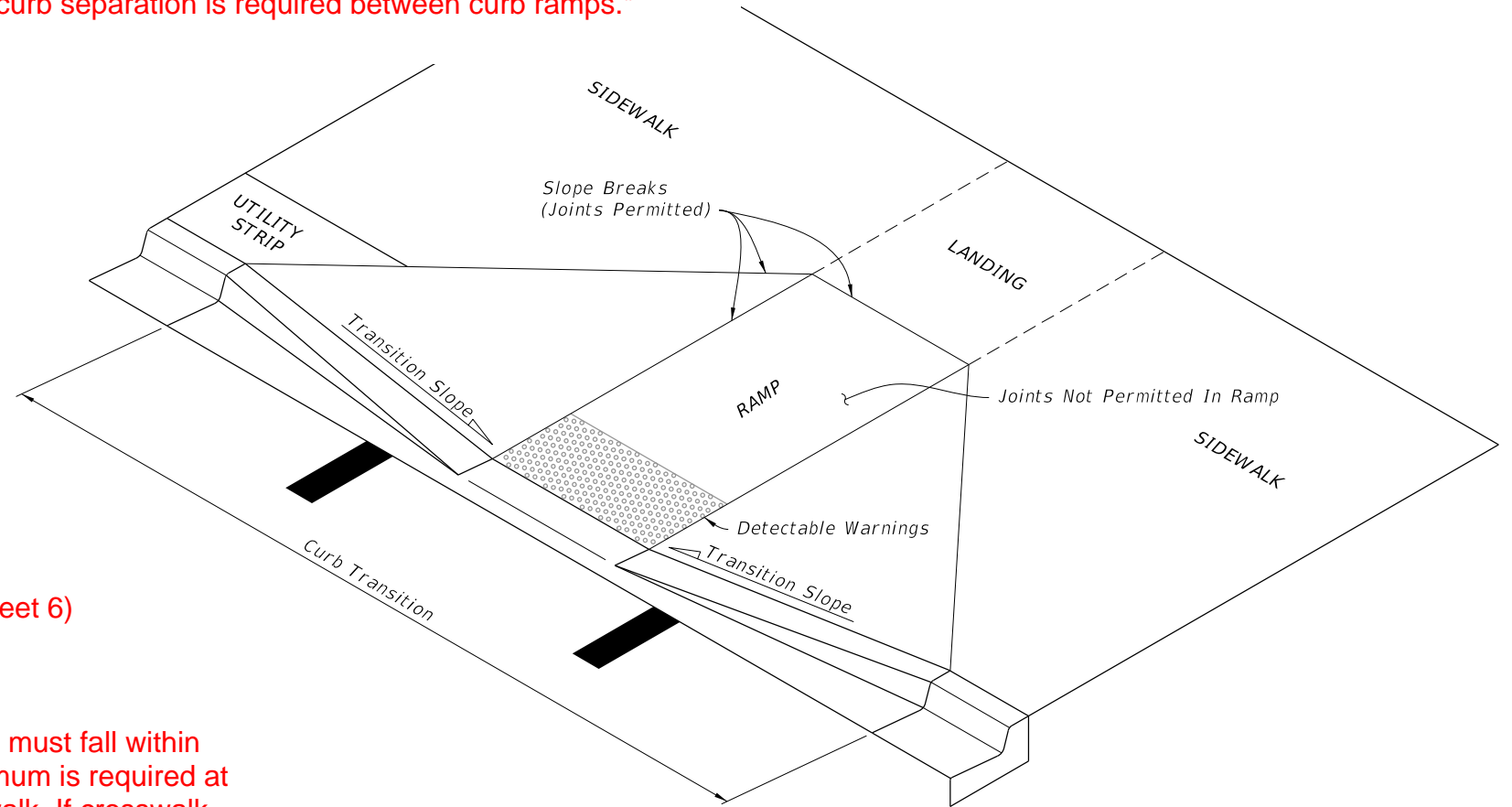
3. Curb Ramp Alpha-Identification:

- A. Sidewalk curb ramp alpha-identifications (e.g. CR-A) are provided for reference purposes in the Plans.
- B. Alpha-identifications CR-I and CR-J are intentionally omitted.

4. Detectable Warnings:

- A. Install detectable warnings in accordance with Specification 527.
- B. Place detectable warnings across the full width of the ramp or landing, to a minimum depth of 2 feet measured perpendicular to the curb line and no greater than 5 feet from the back of the curb or edge of pavement.
- C. If detectable warnings are shown in the Plans on slopes greater than 5%, align the truncated domes with the centerline of the ramp; otherwise, the truncated domes are not required to be aligned.

ADDED New Note 2.D:
 "Where multiple ramps exist, a minimum 48" full-height curb separation is required between curb ramps."



ADDED New Note 5: (From Notes 1 & 2 on Sheet 6)

5. Crosswalks

A. Where crosswalk markings are used, ramps must fall within the crosswalk limits. A clear space of 48" minimum is required at the bottom of the ramp within a marked crosswalk. If crosswalk markings are not present, a clear space of 48" minimum is required at the bottom of the ramp outside of active travel lanes.


B. Crosswalk widths and configurations vary; must conform to Index 711-001.

CURB RAMP NOMENCLATURE

11/01/25

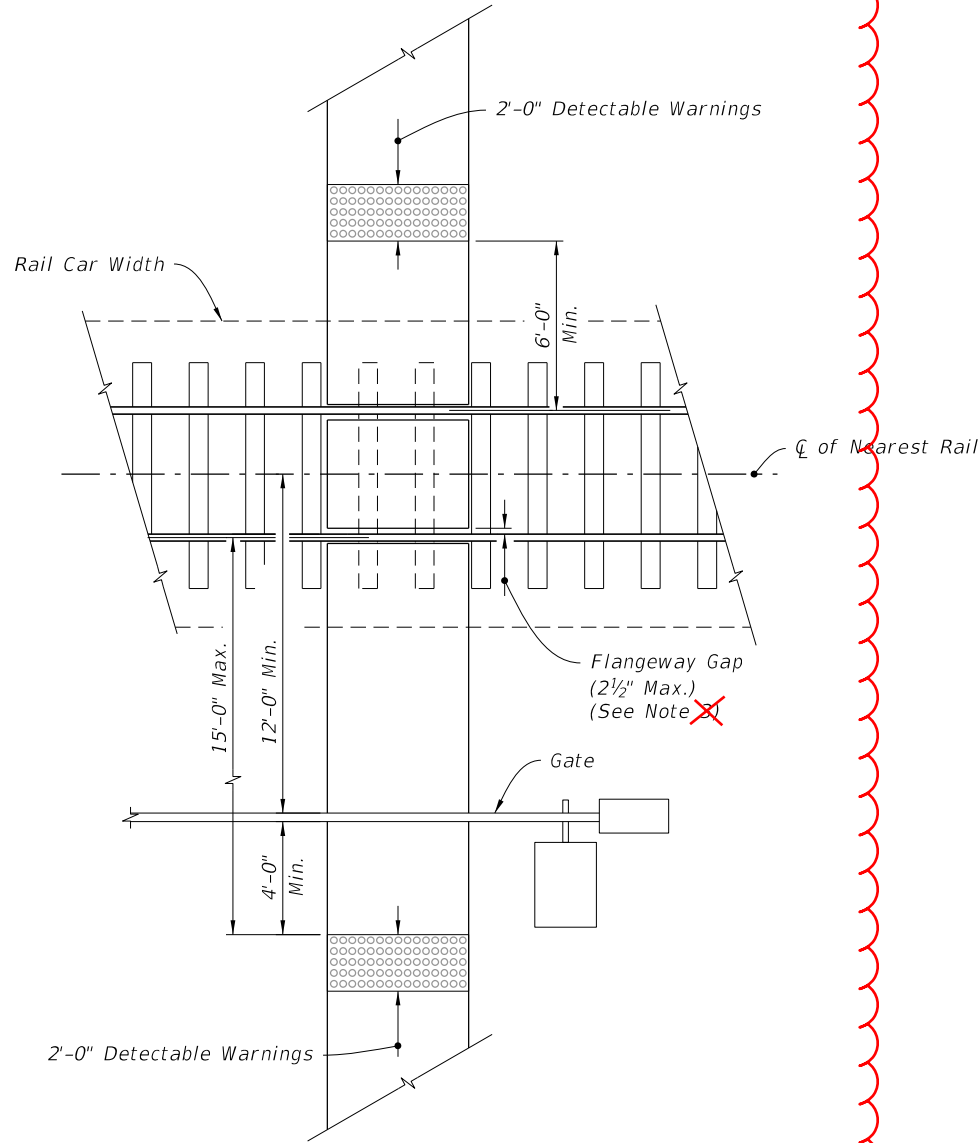
2026-27

9/10/2024 1:39:30 PM

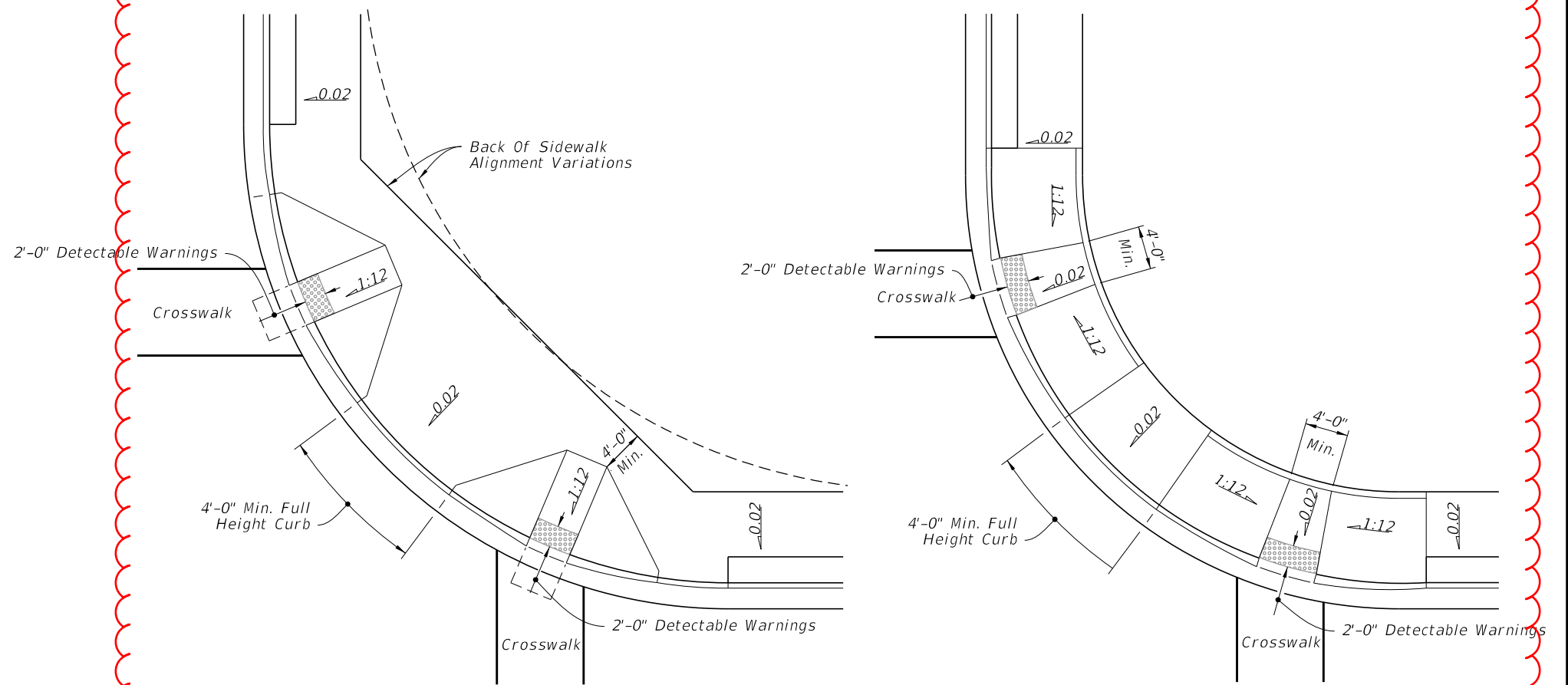
LAST REVISION 11/01/21	REVISION	DESCRIPTION:		FY 2025-26 STANDARD PLANS	DETECTABLE WARNINGS AND SIDEWALK CURB RAMPS	INDEX 522-002	SHEET 1 of 7
----------------------------------	----------	--------------	---	--	---	------------------	-----------------

NOTES: MOVED: Notes 1 and 2 to Sheet 1

- ~~Where crosswalk markings are used, ramps must fall within the crosswalk limits. A clear space of 48" minimum is required at the bottom of the ramp within a marked crosswalk. If crosswalk markings are not present, a clear space of 48" minimum is required at the bottom of the ramp outside of active travel lanes.~~
- ~~Crosswalk widths and configurations vary; must conform to Index 711-001.~~
- Flangeway Gap may be up to 3" for Freight-only Railways.

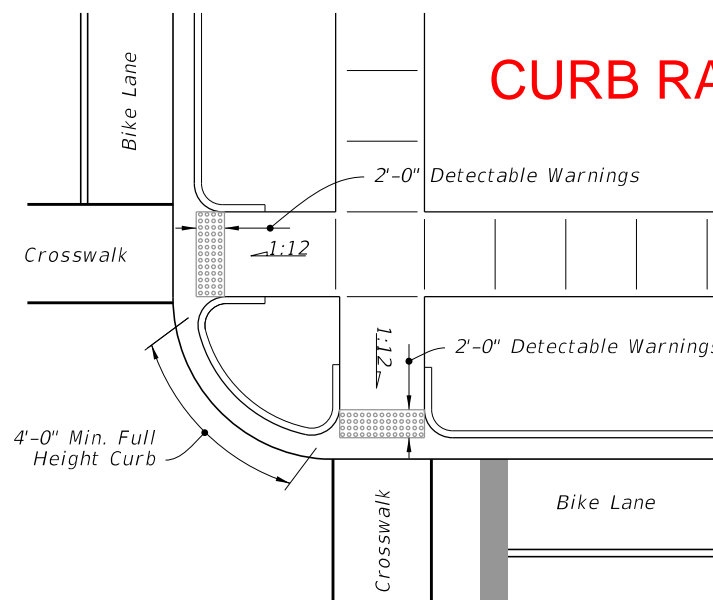


RAILROAD CROSSING

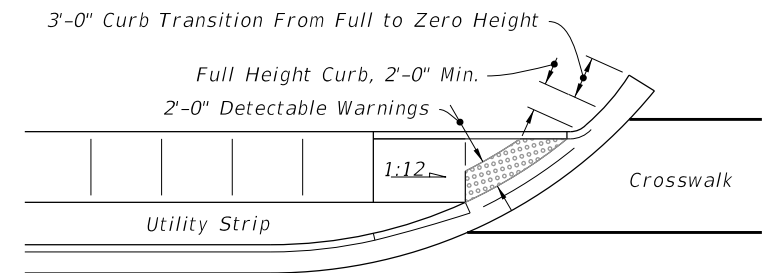


CURB RAMPS WITHIN RADIAL RETURN

**DELETED:
CURB RAMPS AT CURBED RETURNS**



CURB RAMPS OUTSIDE RADIAL RETURN



LINEAR SIDEWALK RAMPS

PLACEMENT OF SIDEWALK CURB RAMPS AT CURBED RETURNS (TYP.)

11/01/25

2026-27

RAILROAD CROSSING AND CURB RAMPS AT CURBED RETURNS

9/10/2024 1:40:09 PM

LAST REVISION	DESCRIPTION:
11/01/20	



~~FY 2025-26~~
STANDARD PLANS

DETECTABLE WARNINGS AND SIDEWALK CURB RAMPS

INDEX
522-002

SHEET
7 of 7

GENERAL NOTES:

1. Cross Slopes and Grades:

- A. Sidewalk, ramp, and landing slopes (i.e. 0.02, 0.05, and 1:12) shown in this Index are maximums. With approval of the Engineer, provide the minimum feasible slope where the requirements cannot be met.
- B. Landings must have cross-slopes less than or equal to 0.02 in any direction.
- C. Maintain a single longitudinal slope along each side of the curb ramp. Ramp slopes are not required to exceed 15 feet in length.
- D. Joints permitted at the location of Slope Breaks. Otherwise locate joints in accordance with Index 522-001. No joints are permitted within the ramp portion of the Curb Ramp.

2. Curb, Curb and Gutter and/or Sidewalk:

- A. Refer to Index 522-001 for concrete thickness and sidewalk details.
- B. Remove any existing curb, curb and gutter, or sidewalk to the nearest joint beyond the curb transition or to the extent that no remaining section is less than 5 feet long.
- C. Width of Curb Ramp is 4'-0" minimum. Match sidewalk or Shared Use Path width as shown in the Plans.

3. Curb Ramp Alpha-Identification:

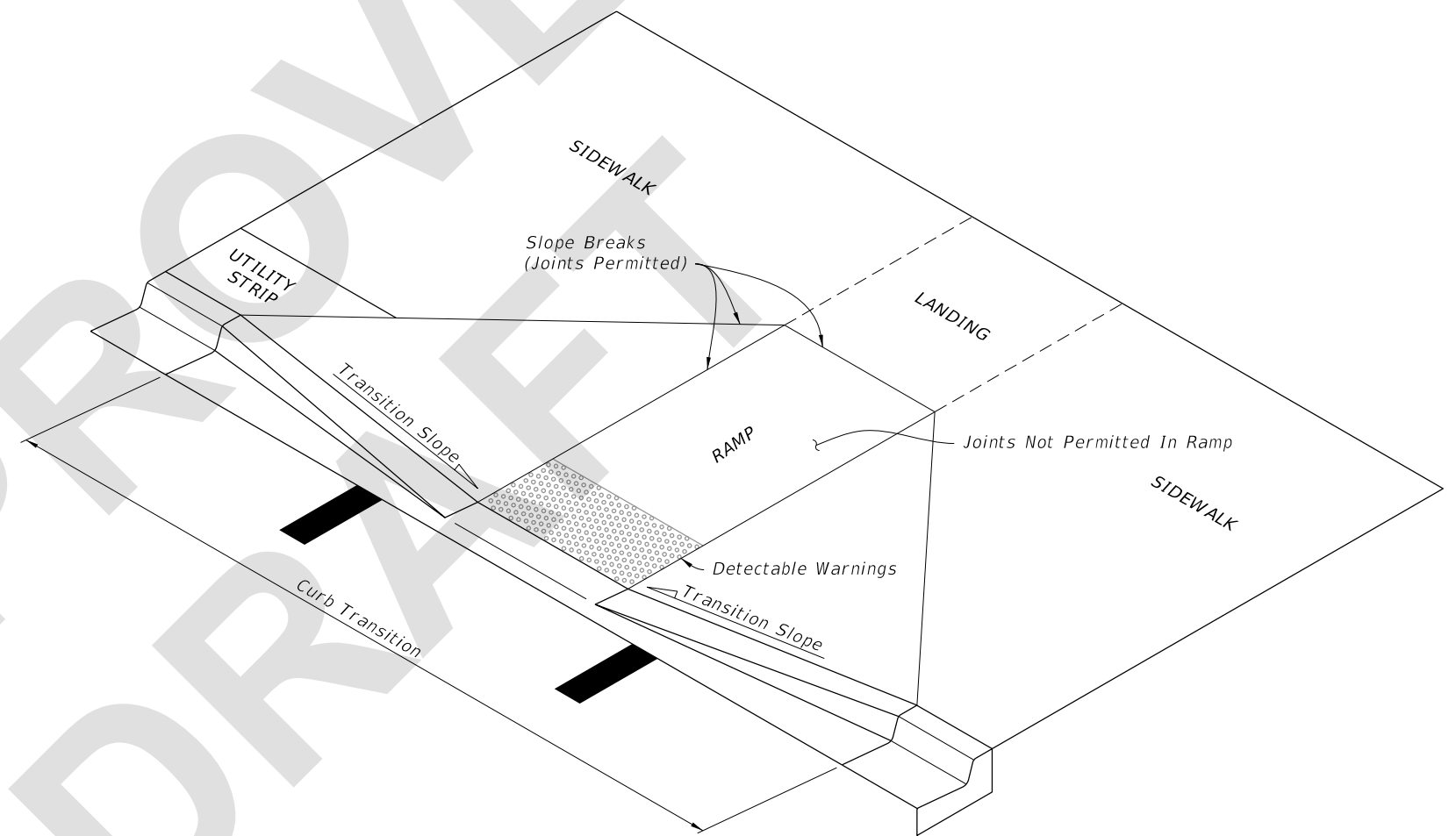
- A. Sidewalk curb ramp alpha-identifications (e.g. CR-A) are provided for reference purposes in the Plans.
- B. Alpha-identifications CR-I and CR-J are intentionally omitted.

4. Detectable Warnings:

- A. Install detectable warnings in accordance with Specification 527.
- B. Place detectable warnings across the full width of the ramp or landing, to a minimum depth of 2 feet measured perpendicular to the curb line and no greater than 5 feet from the back of the curb or edge of pavement.
- C. If detectable warnings are shown in the Plans on slopes greater than 5%, align the truncated domes with the centerline of the ramp; otherwise, the truncated domes are not required to be aligned.


5. Crosswalks

- A. Where crosswalk markings are used, ramps must fall within the crosswalk limits. A clear space of 48" minimum is required at the bottom of the ramp within a marked crosswalk. If crosswalk markings are not present, a clear space of 48" minimum is required at the bottom of the ramp outside of active travel lanes.
- B. Crosswalk widths and configurations vary; must conform to Index 711-001.

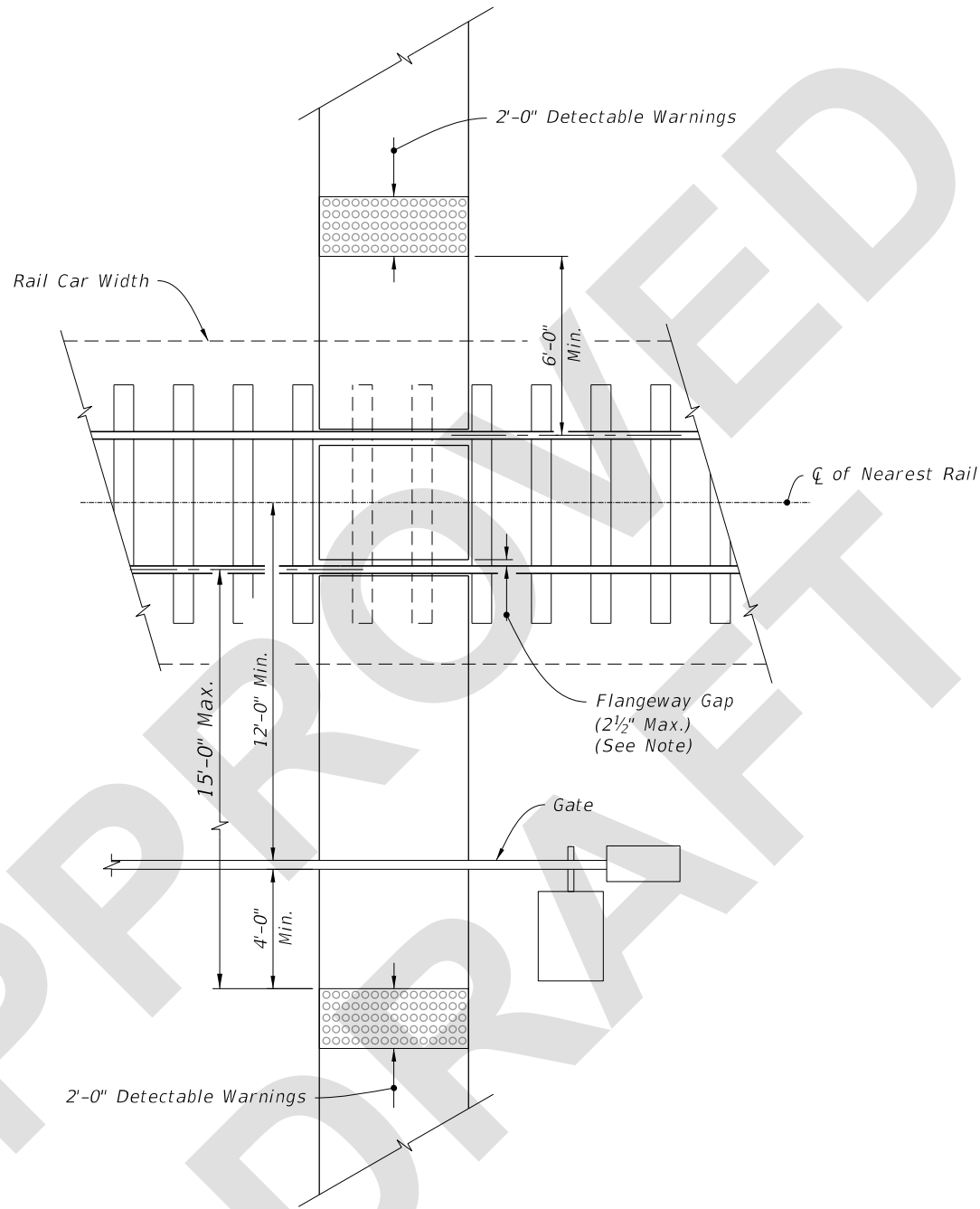


————— CURB RAMP NOMENCLATURE —————

7/21/2025 8:49:56 AM

LAST REVISION 11/01/25	REVISION	DESCRIPTION:	 FY 2026-27 STANDARD PLANS	DETECTABLE WARNINGS AND SIDEWALK CURB RAMPS	INDEX 522-002	SHEET 1 of 6
------------------------------	----------	--------------	---	---	------------------	-----------------

8/6/2025 9:27:49 AM



NOTE:

Flangeway Gap may be up to 3" for Freight-only Railways.

=====**RAILROAD CROSSING**=====

RAILROAD CROSSING

LAST REVISION 11/01/25

REVISION

DESCRIPTION:



FY 2026-27
STANDARD PLANS

DETECTABLE WARNINGS AND SIDEWALK CURB RAMPS

INDEX
522-002

SHEET
6 of 6