

# Origination Form

## Proposed Revisions to a Standard Plans Index

<b>Originator:</b>	Turley, Joshua	<b>Index Number:</b>	415-010
<b>Date:</b>	7/11/2024	<b>Sheet Number(s):</b>	1
<b>E-mail:</b>	Joshua.Turley@dot.state.fl.us	<b>Index Title:</b>	Bar Bending Details (FRP)

**Summary of the changes:**

Sheet 1: Updated Type 14 and 15 to remove radii.

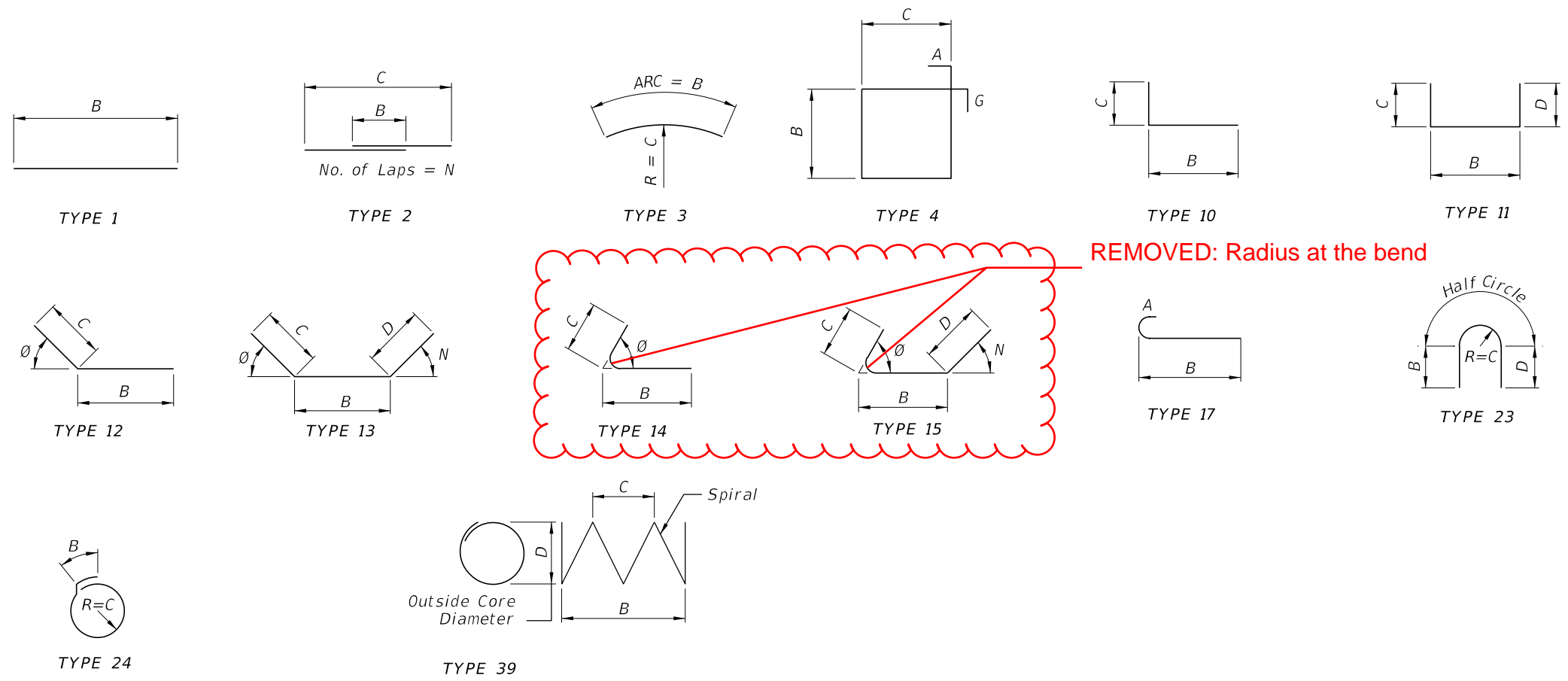
**Commentary/Background:**

Updated these Types to maintain consistency with the schematic representation of the rest of the sheet and with the steel bending details sheet.

Other Affected Documents/Offices	Person Contacted	Affected (Yes/No)
Other Standard Plans		No
FDOT Design Manual		No
Standard Specifications		No
Basis of Estimates Manual		No
Approved Product List		No
Construction Office		No
Maintenance Office		No

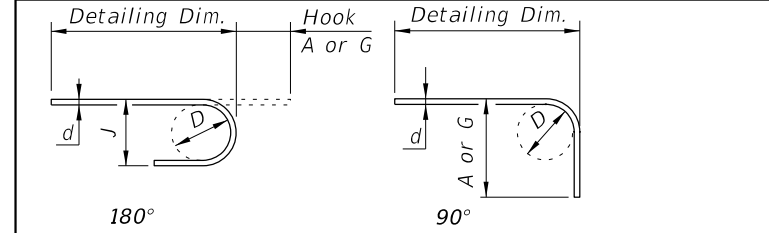
**Implementation**

["FY-Standard Plans (Next Release)"]



REMOVED: Radius at the bend

HOOK DETAILS



BAR SIZE	D	180° HOOKS		90° HOOKS
		A OR G	J	A OR G
#3	2 1/4"	5"	3"	6"
#4	3"	6"	4"	8"
#5	3 3/4"	7"	5"	10"
#6	4 1/2"	8"	6"	1'-0"
#7	5 1/4"	10"	7"	1'-2"
#8	6"	11"	8"	1'-4"
STYLE		1		3

NOTES

**GENERAL**  
All dimensions are out-to-out.  
For Bar dimensions See REINFORCING BAR LIST Sheet(s) in Structures Plans.

**SPIRALS (TYPE 39 BARS)**

C = Pitch  
B = Overall Height  
N = Total number of closed turns at Top and Bottom of columns  
Spirals = 1.5 turns  
Include spiral splice in Contract Unit Price for FRP Reinforcing.

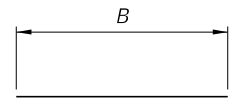
**HOOKS**

All Dimensions are approximate.  
Hook Styles Detailed on this sheet are for Illustration Only.  
Actual Hook Style for any particular bar will be shown under A or G Heading on REINFORCING BAR LIST sheet(s) in Structures Plans.

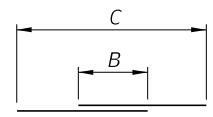
SINGLE BAR BENDING DETAILS

11:22:49 AM 10/13/2023

LAST REVISION 11/01/23	DESCRIPTION:
---------------------------	--------------

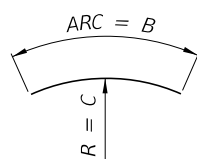


TYPE 1

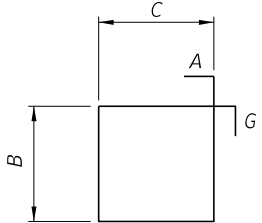


No. of Laps = N

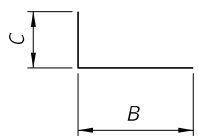
TYPE 2



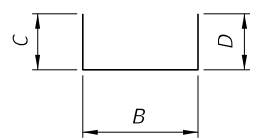
TYPE 3



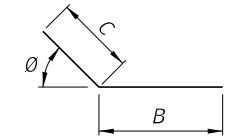
TYPE 4



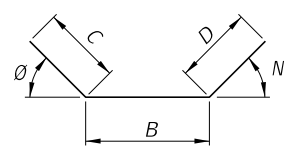
TYPE 10



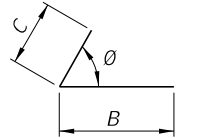
TYPE 11



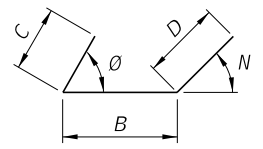
TYPE 12



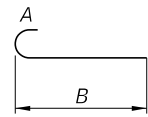
TYPE 13



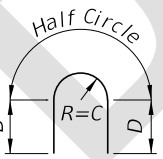
TYPE 14



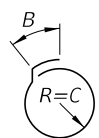
TYPE 15



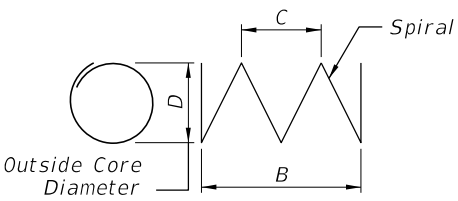
TYPE 17



TYPE 23



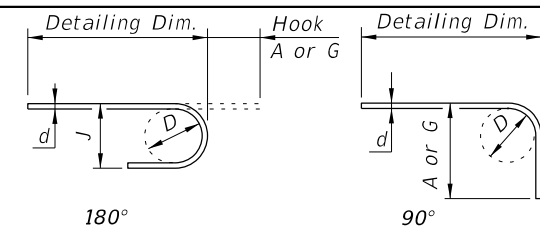
TYPE 24



TYPE 39

SINGLE BAR BENDING DETAILS

HOOK DETAILS



BAR SIZE	D	180° HOOKS		90° HOOKS
		A OR G	J	A OR G
#3	2 1/4"	5"	3"	6"
#4	3"	6"	4"	8"
#5	3 3/4"	7"	5"	10"
#6	4 1/2"	8"	6"	1'-0"
#7	5 1/4"	10"	7"	1'-2"
#8	6"	11"	8"	1'-4"
STYLE		1		3

NOTES

GENERAL  
All dimensions are out-to-out.  
For Bar dimensions See REINFORCING BAR LIST Sheet(s) in Structures Plans.

SPIRALS (TYPE 39 BARS)

C = Pitch  
B = Overall Height  
N = Total number of closed turns at Top and Bottom of columns  
Spirals = 1.5 turns  
Include spiral splice in Contract Unit Price for FRP Reinforcing.

HOOKS

All Dimensions are approximate.  
Hook Styles Detailed on this sheet are for Illustration Only.  
Actual Hook Style for any particular bar will be shown under A or G Heading on REINFORCING BAR LIST sheet(s) in Structures Plans.

7/11/2024 10:06:21 AM