

Origination Form

Proposed Revisions to a Standard Plans Index

Originator:	Turley, Joshua	Index Number:	415-001
Date:	7/11/2024	Sheet Number(s):	1
E-mail:	Joshua.Turley@dot.state.fl.us	Index Title:	BAR BENDING DETAILS (STEEL)

Summary of the changes:

Sheet 1: Updated Type 14 and 15 to remove radii.

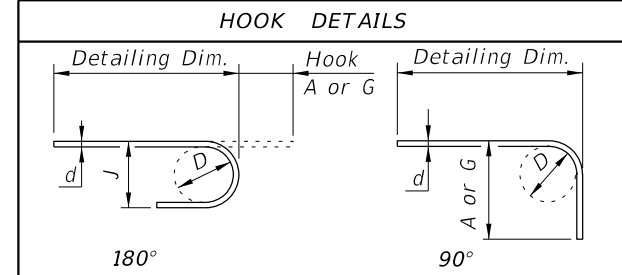
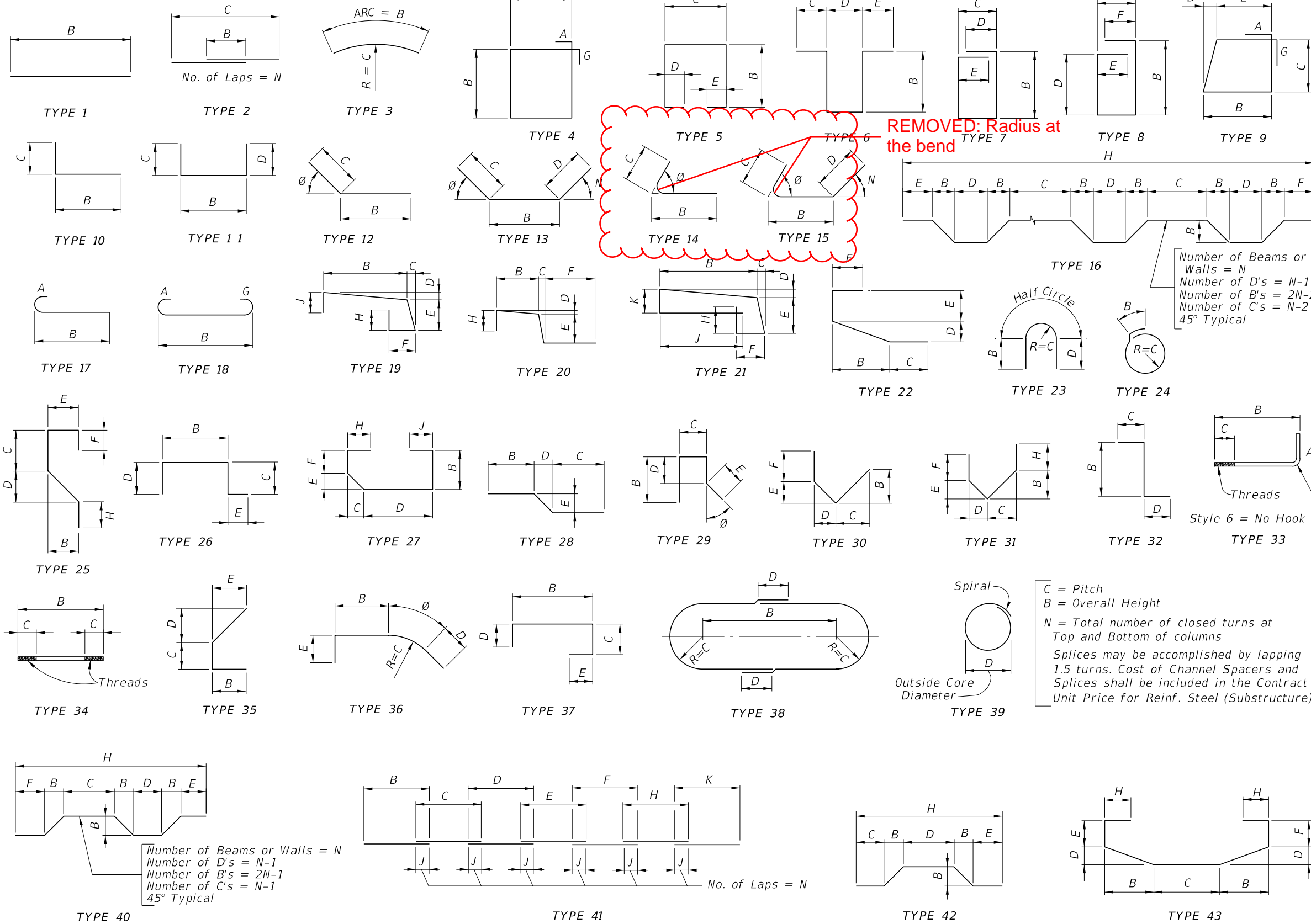
Commentary/Background:

Updated these Types to maintain consistency with the schematic representation of the rest of the sheet.

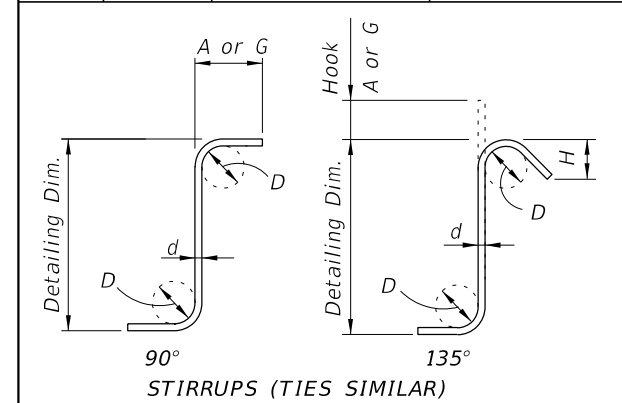
Other Affected Documents/Offices	Person Contacted	Affected (Yes/No)
Other Standard Plans		No
FDOT Design Manual		No
Standard Specifications		No
Basis of Estimates Manual		No
Approved Product List		No
Construction Office		No
Maintenance Office		No

Implementation

["FY-Standard Plans (Next Release)"]



BAR SIZE	D	180° HOOKS		90° HOOKS
		A OR G	J	A OR G
#3	2 1/4"	5"	3"	6"
#4	3"	6"	4"	8"
#5	3 3/4"	7"	5"	10"
#6	4 1/2"	8"	6"	1'-0"
#7	5 1/4"	10"	7"	1'-2"
#8	6"	11"	8"	1'-4"
#9	9 1/2"	1'-3"	11 3/4"	1'-7"
#10	10 3/4"	1'-5"	1'-1 1/4"	1'-10"
#11	12"	1'-7"	1'-2 3/4"	2'-0"
#14	18 1/4"	2'-3"	1'-9 3/4"	2'-7"
#18	24"	3'-0"	2'-4 1/2"	3'-5"
STYLE		1		3



BAR SIZE	D	90° HOOKS		135° HOOKS	
		A or G	A or G	A or G	H *
#3	1 1/2"	4"	4"	4"	2 1/2"
#4	2"	4 1/2"	4 1/2"	4 1/2"	3"
#5	2 1/2"	6"	5 1/2"	5 1/2"	3 3/4"
#6	4 1/2"	1'-0"	8"	8"	4 1/2"
#7	5 1/4"	1'-2"	9"	9"	5 1/4"
#8	6"	1'-4"	10 1/2"	10 1/2"	6"
STYLE		4		5	

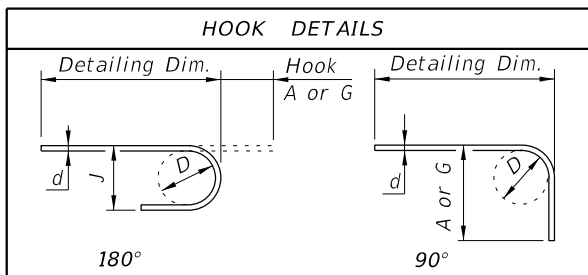
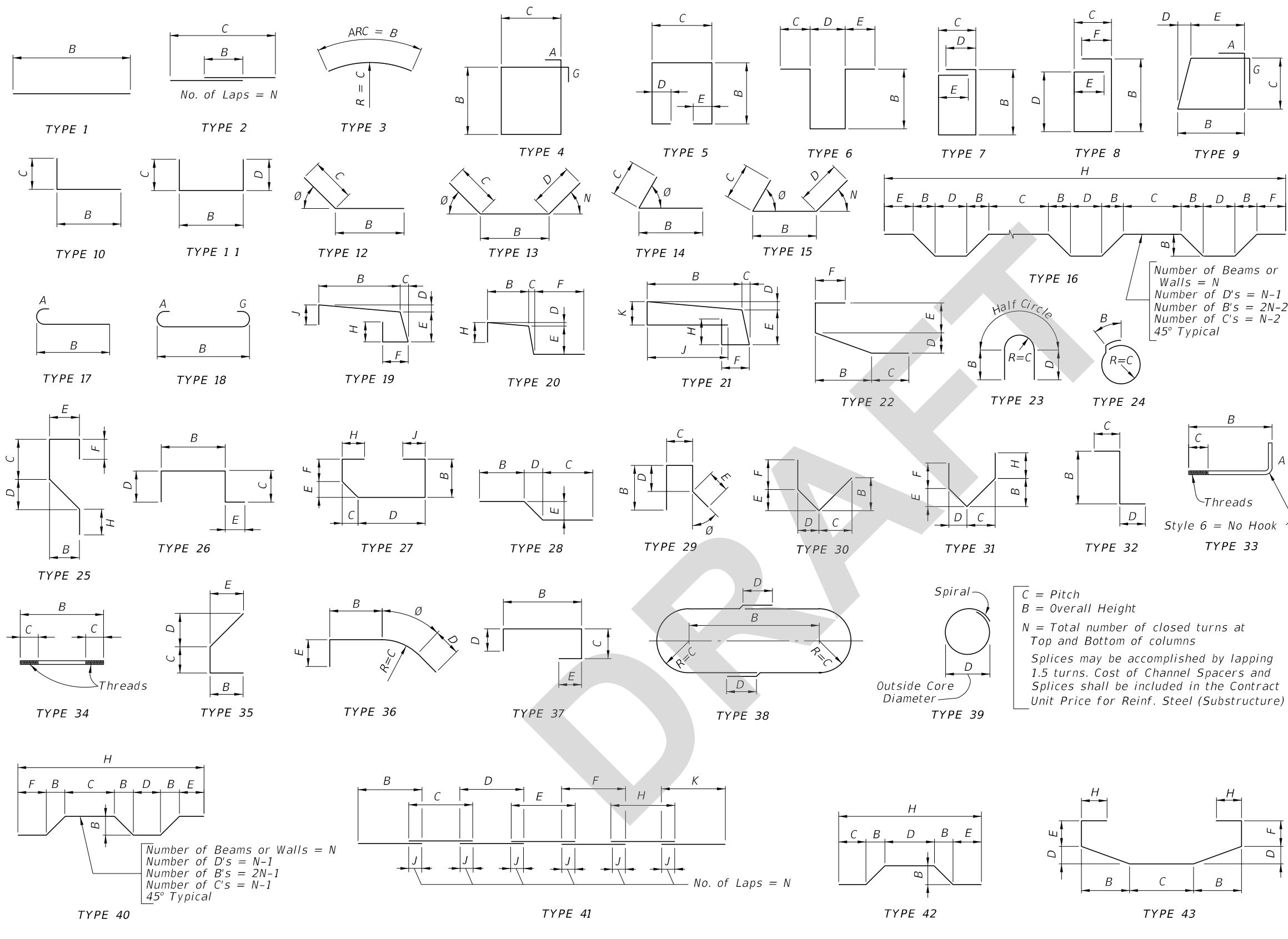
STYLE 6 = NO HOOK

* Dimension is approximate.
Hook Styles Detailed on this sheet are for Illustration Only.
Actual Hook Style for any particular bar will be shown under A or G Heading on REINFORCING BAR LIST sheet(s) in Structures Plans.
All Dimensions are out-to-out.

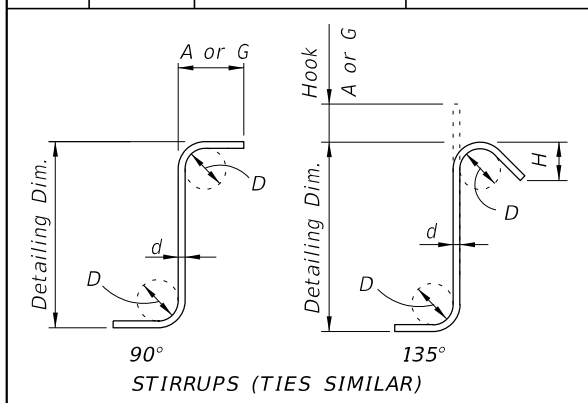
NOTE: For Bar Dimensions See REINFORCING BAR LIST Sheet(s) in Structures Plans.

10/15/2023 11:22:09 AM

LAST REVISION	DESCRIPTION:
11/01/20	
11/01/24	



BAR SIZE	D	180° HOOKS		90° HOOKS
		A OR G	J	A OR G
#3	2 1/4"	5"	3"	6"
#4	3"	6"	4"	8"
#5	3 3/4"	7"	5"	10"
#6	4 1/2"	8"	6"	1'-0"
#7	5 1/4"	10"	7"	1'-2"
#8	6"	11"	8"	1'-4"
#9	9 1/2"	1'-3"	11 3/4"	1'-7"
#10	10 3/4"	1'-5"	1'-1 1/4"	1'-10"
#11	12"	1'-7"	1'-2 3/4"	2'-0"
#14	18 1/4"	2'-3"	1'-9 3/4"	2'-7"
#18	24"	3'-0"	2'-4 1/2"	3'-5"
STYLE		1		3



BAR SIZE	D	90° HOOKS		135° HOOKS	
		A or G	A or G	A or G	H *
#3	1 1/2"	4"	4"	4"	2 1/2"
#4	2"	4 1/2"	4 1/2"	4 1/2"	3"
#5	2 1/2"	6"	5 1/2"	5 1/2"	3 3/4"
#6	4 1/2"	1'-0"	8"	8"	4 1/2"
#7	5 1/4"	1'-2"	9"	9"	5 1/4"
#8	6"	1'-4"	10 1/2"	10 1/2"	6"
STYLE		4		5	

STYLE 6 = NO HOOK

* Dimension is approximate.
 Hook Styles Detailed on this sheet are for Illustration Only.
 Actual Hook Style for any particular bar will be shown under A or G Heading on REINFORCING BAR LIST sheet(s) in Structures Plans.
 All Dimensions are out-to-out.

C = Pitch
 B = Overall Height
 N = Total number of closed turns at Top and Bottom of columns
 Splices may be accomplished by lapping 1.5 turns. Cost of Channel Spacers and Splices shall be included in the Contract Unit Price for Reinf. Steel (Substructure)

7/24/2024 9:31:48 AM

NOTE: For Bar Dimensions See REINFORCING BAR LIST Sheet(s) in Structures Plans.