
ORIGINATION FORM

Proposed Revisions to a Standard Plans Index
(Please provide all information — Incomplete forms will be returned)

Contact Information:

Date: June 29, 2023
Originator: Dana Knox
Phone: (850) 410-5413
Email: Dana.Knox@dot.state.fl.us

Standard Plans:

Index Number: 700-110
Sheet Number (s): 1
Index Title: Mounting Exit Number Panels To Signs

Summary of the changes:

Changed all reference of length to width to keep consistent with MUTCD

Commentary / Background:

The change is to be consistent with how the MUTCD dimensions signs. Section 700 and 995 will also need to be updated to be consistent with MUTCD.

Other Affected Offices / Documents: (Provide name of person contacted)

Yes	No	
<input type="checkbox"/>	<input checked="" type="checkbox"/>	Other Standard Plans –
<input type="checkbox"/>	<input checked="" type="checkbox"/>	FDOT Design Manual –
<input type="checkbox"/>	<input checked="" type="checkbox"/>	Basis of Estimates Manual –
<input checked="" type="checkbox"/>	<input type="checkbox"/>	Standard Specifications – Daniel Strickland
<input type="checkbox"/>	<input checked="" type="checkbox"/>	Approved Product List –
<input type="checkbox"/>	<input checked="" type="checkbox"/>	Construction –
<input type="checkbox"/>	<input checked="" type="checkbox"/>	Maintenance –

Origination Package Includes: (Submit package to Rick Jenkins)

Yes	N/A	
<input checked="" type="checkbox"/>	<input type="checkbox"/>	Redline Mark-ups
<input type="checkbox"/>	<input type="checkbox"/>	Revised or Proposed Standard Plan Instruction (SPI)
<input type="checkbox"/>	<input type="checkbox"/>	Other Support Documents

Implementation:

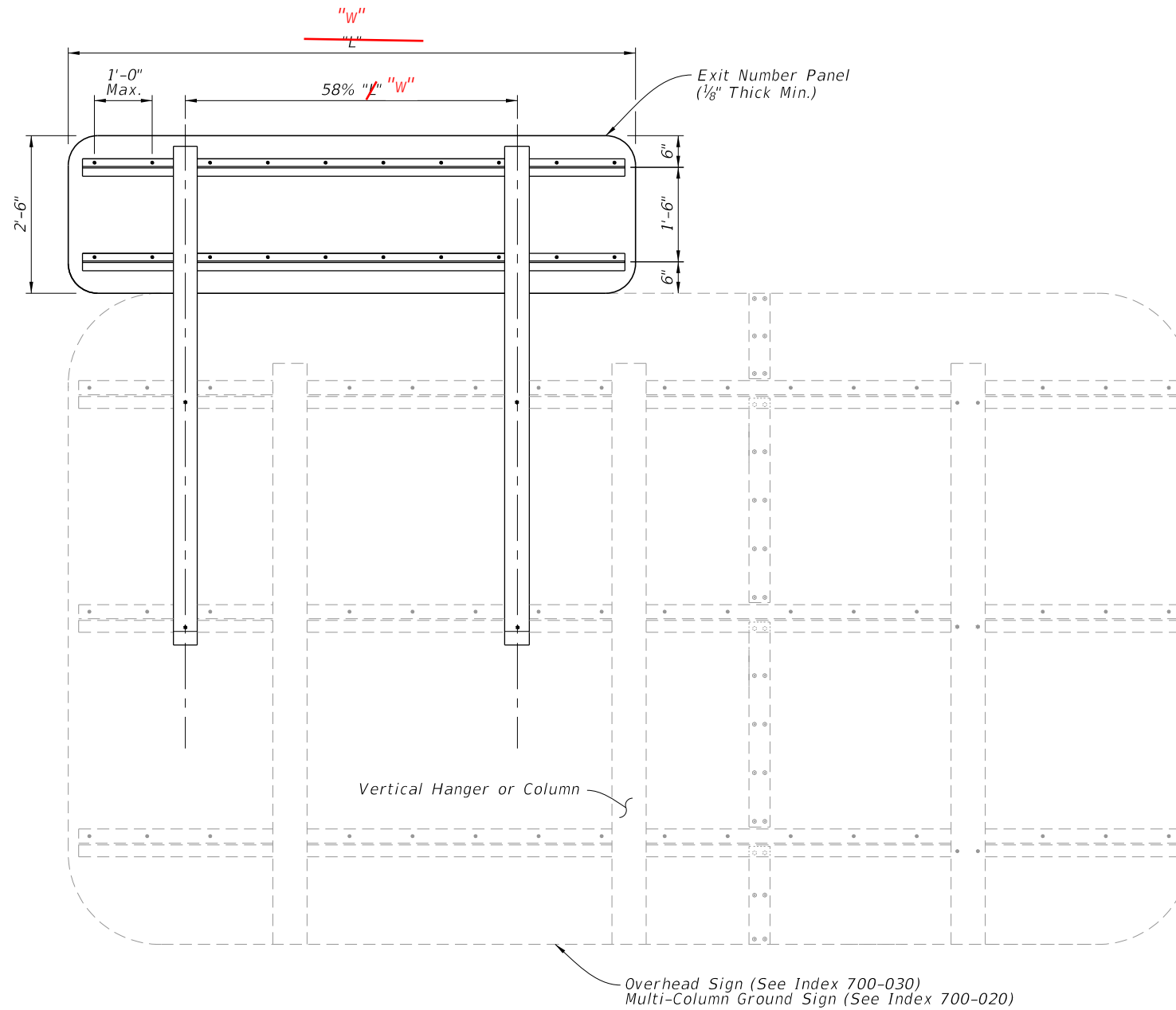
<input type="checkbox"/>	Design Bulletin (Interim)
<input type="checkbox"/>	DCE Memo
<input type="checkbox"/>	Program Mgmt. Bulletin
<input checked="" type="checkbox"/>	FY-Standard Plans (Next Release)

Contact the Roadway Design Office for assistance in completing this form

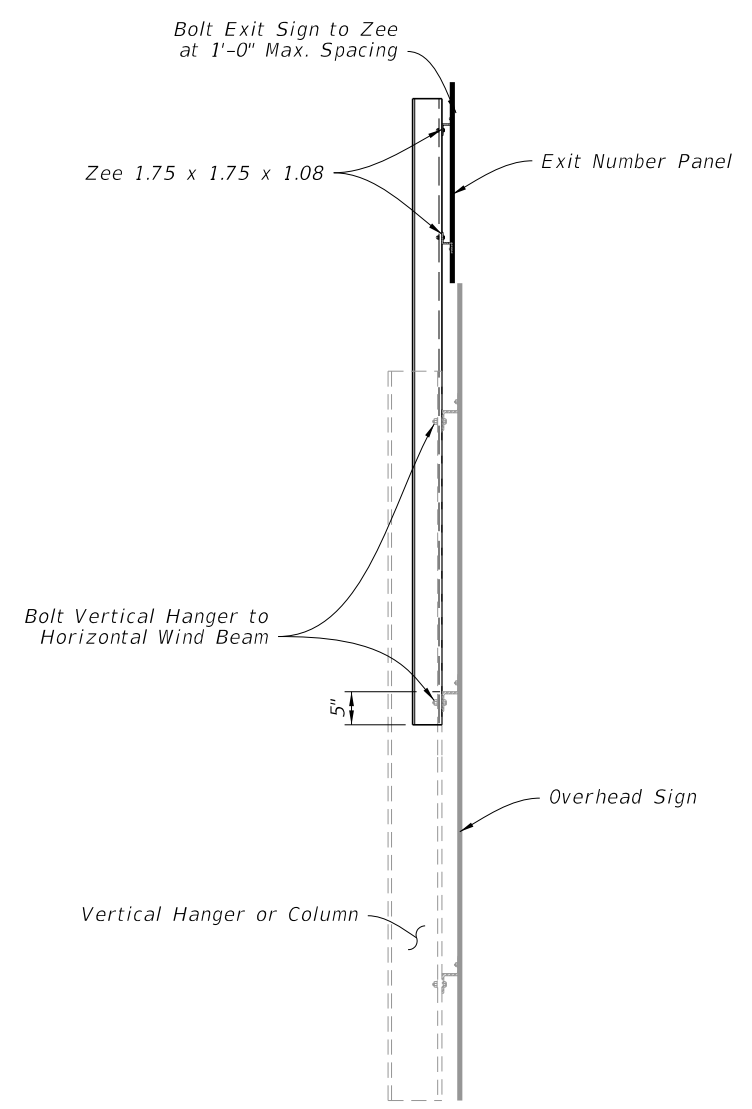
Email to: Rick Jenkins rick.jenkins@dot.state.fl.us and Darren Martin darren.martin@dot.state.fl.us

GENERAL NOTES:

1. Meet the requirements of Specification 700.
2. Work with Indexes 700-020 and 700-030.
3. Fabrication:
See sign layout sheet for dimension "L" and sign face details in the Plans.
4. For right exits, install the Exit Numbering Panel to the top right side of the Highway Sign.
5. For left exits, install the Exit Numbering Panel to the top left side of the Highway Sign.




BACK ELEVATION



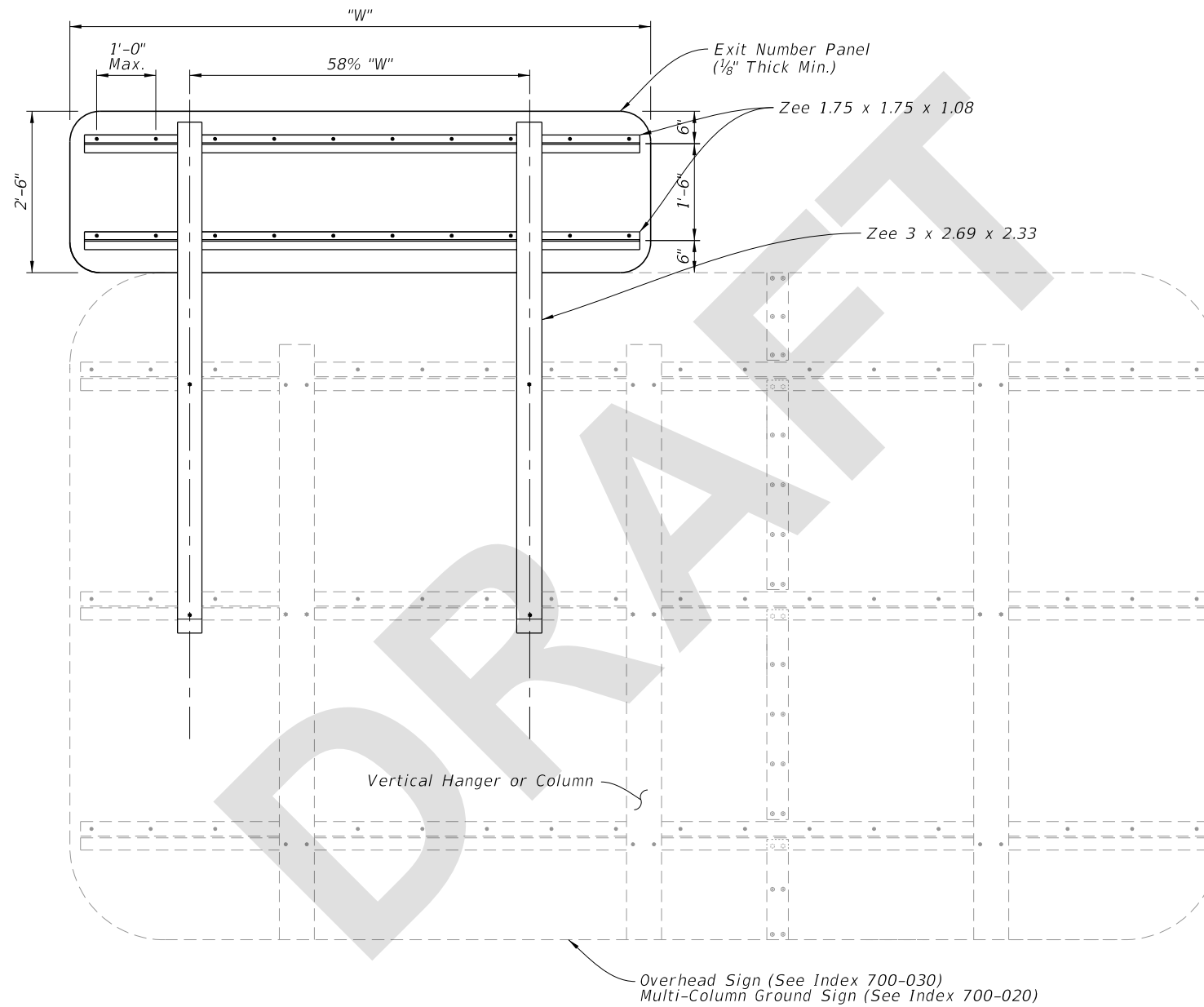
SIDE ELEVATION

10/6/2022 2:40:18 PM

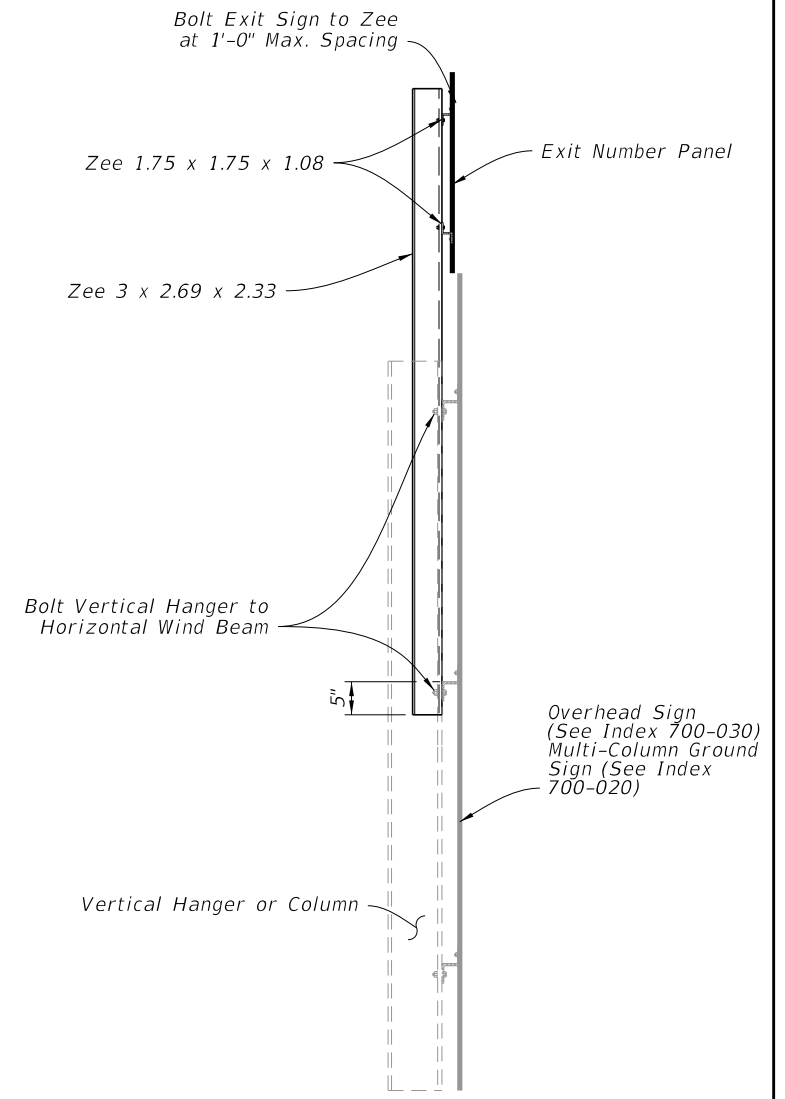
LAST REVISION 11/01/22	REVISION	DESCRIPTION:	 FY 2023-24 STANDARD PLANS	MOUNTING EXIT NUMBER PANELS TO SIGNS	INDEX 700-110	SHEET 1 of 1
---------------------------	----------	--------------	--	--------------------------------------	------------------	-----------------

GENERAL NOTES:

1. Meet the requirements of Specification 700.
2. Work with Indexes 700-020 and 700-030.
3. Fabrication:
See sign layout sheet for dimension "W" and sign face details in the Plans.
4. For right exits, install the Exit Numbering Panel to the top right side of the Highway Sign.
5. For left exits, install the Exit Numbering Panel to the top left side of the Highway Sign.




BACK ELEVATION



SIDE ELEVATION

7/25/2023 9:08:42 AM

LAST REVISION 11/01/23	REVISION	DESCRIPTION:	 FY 2024-25 STANDARD PLANS	MOUNTING EXIT NUMBER PANELS TO SIGNS	INDEX 700-110	SHEET 1 of 1
---------------------------	----------	--------------	--	---	-------------------------	------------------------