
ORINATION FORM

Proposed Revisions to a Standard Plans Index

(Please provide all information — Incomplete forms will be returned)

Contact Information:

Date: March 23, 2023

Originator: Joshua Turley

Phone: (850) 414-4475

Email: joshua.turley@dot.state.fl.us

Standard Plans:

Index Number: 550-012

Sheet Number (s): 1 of 4

Index Title: BRIDGE FENCING (ENCLOSED)

Summary of the changes:

Sheet 1: Replaced the 7'-5" dimension because the calculated dimension is off by 3/8" and the dimension varies depending on clear width; Removed the 5'-5" dimension because it varies; Revised the Clear Width note from 5ft min to add 12 ft max.

Commentary / Background:

An email came it that highlighted that the calculated dimensions do not match the Standard. It was determined that the dimensions were not required as they vary and recording them to the 1/8" would not be an ideal solution.

Standard allows for extension of the fencing for larger widths but those widths are not unlimited so we added a maximum of 12 ft.

Other Affected Offices / Documents: (Provide name of person contacted)

- | Yes | No | |
|--------------------------|-------------------------------------|-----------------------------|
| <input type="checkbox"/> | <input checked="" type="checkbox"/> | Other Standard Plans – |
| <input type="checkbox"/> | <input checked="" type="checkbox"/> | FDOT Design Manual – |
| <input type="checkbox"/> | <input checked="" type="checkbox"/> | Basis of Estimates Manual – |
| <input type="checkbox"/> | <input checked="" type="checkbox"/> | Standard Specifications – |
| <input type="checkbox"/> | <input checked="" type="checkbox"/> | Approved Product List – |
| <input type="checkbox"/> | <input checked="" type="checkbox"/> | Construction – |
| <input type="checkbox"/> | <input checked="" type="checkbox"/> | Maintenance – |

Origination Package Includes: (Submit package to Rick Jenkins)

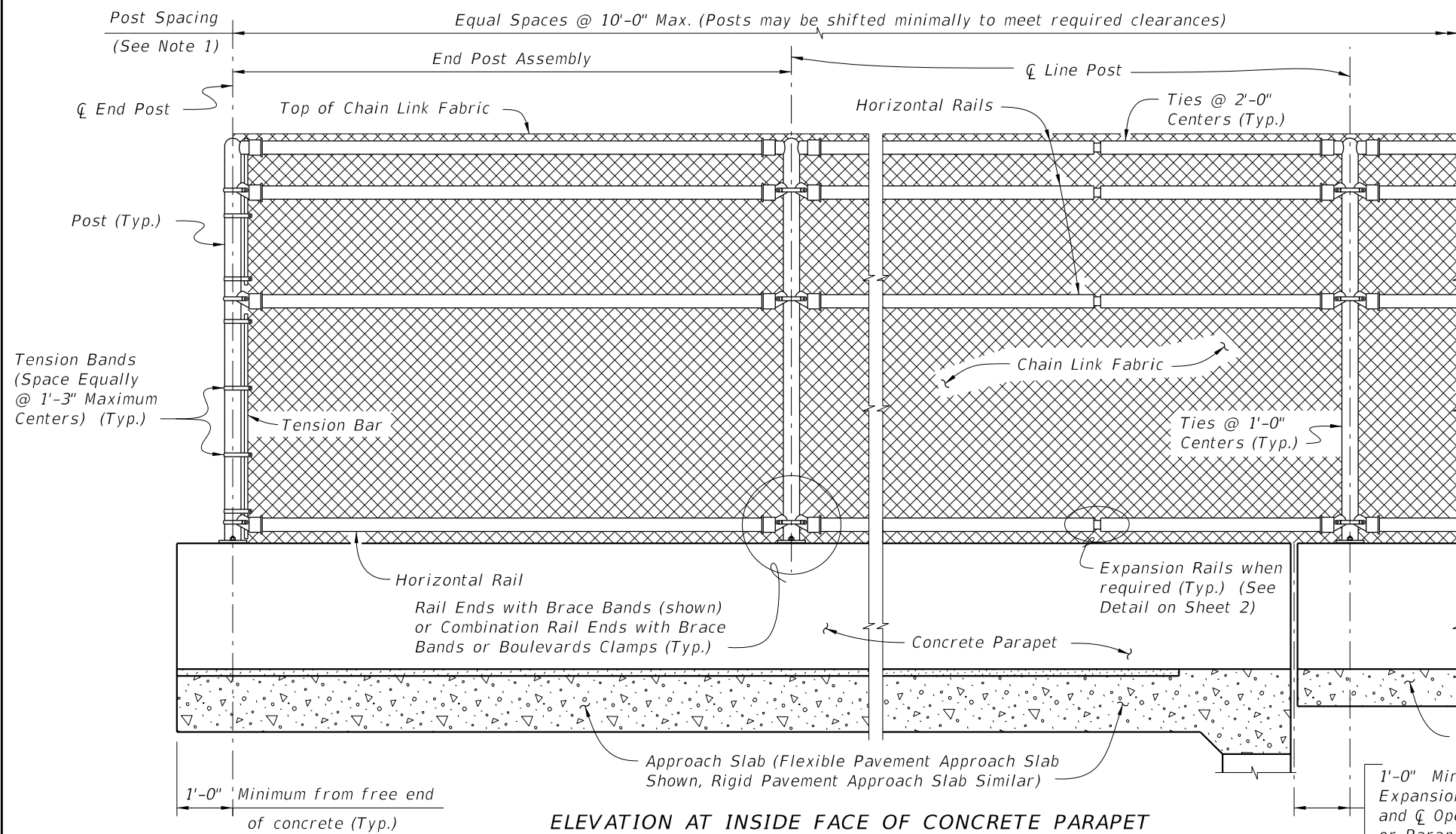
- | Yes | N/A | |
|-------------------------------------|--------------------------|-----------------------------------------------------|
| <input checked="" type="checkbox"/> | <input type="checkbox"/> | Redline Mark-ups |
| <input type="checkbox"/> | <input type="checkbox"/> | Revised or Proposed Standard Plan Instruction (SPI) |
| <input type="checkbox"/> | <input type="checkbox"/> | Other Support Documents |

Implementation:

- | | |
|-------------------------------------|----------------------------------|
| <input type="checkbox"/> | Design Bulletin (Interim) |
| <input type="checkbox"/> | DCE Memo |
| <input type="checkbox"/> | Program Mgmt. Bulletin |
| <input checked="" type="checkbox"/> | FY-Standard Plans (Next Release) |

Contact the Roadway Design Office for assistance in completing this form

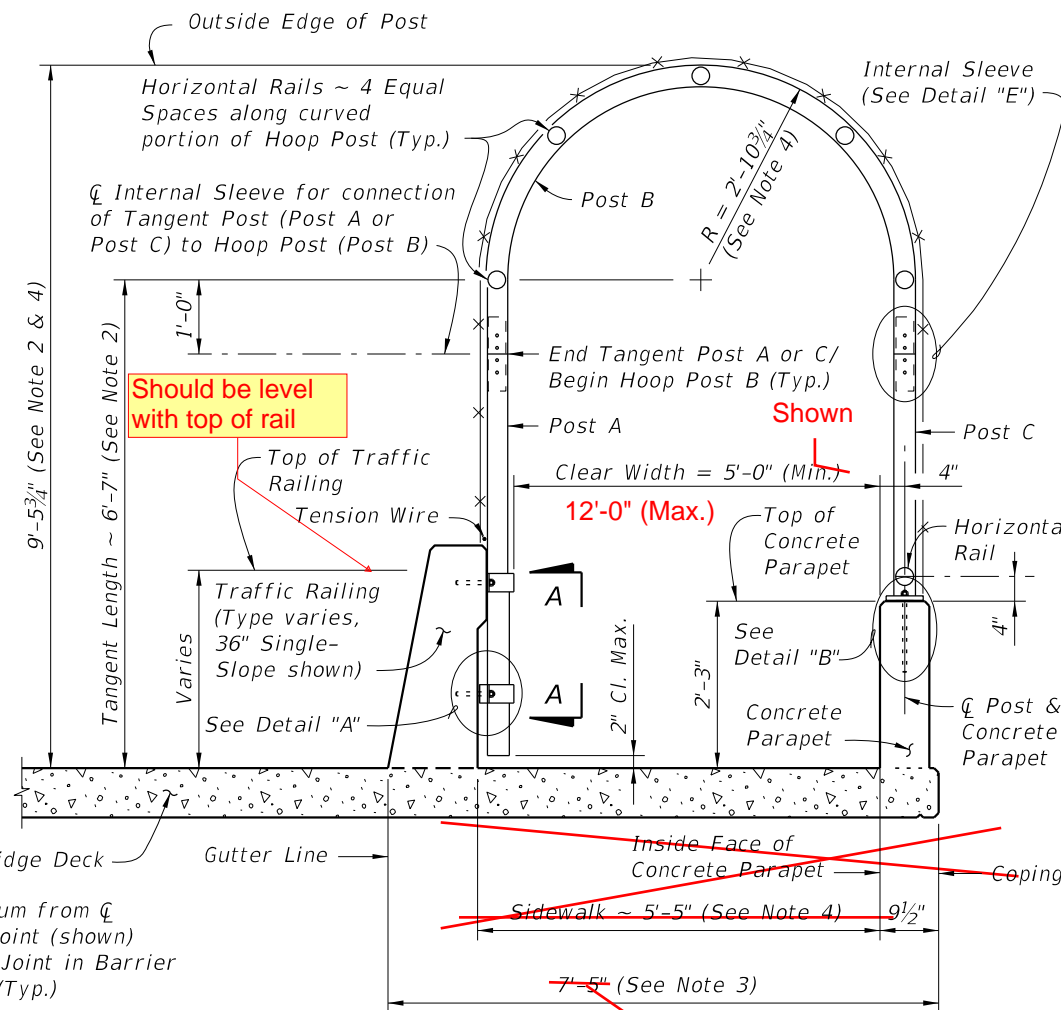
Email to: Rick Jenkins rick.jenkins@dot.state.fl.us and Darren Martin darren.martin@dot.state.fl.us



ELEVATION AT INSIDE FACE OF CONCRETE PARAPET

NOTES:

1. A Pull Post Assembly is required at maximum intervals of 500'-0". See Sheet 3.
2. Dimension is measured along Inside Face of Concrete Parapet.
3. Dimension shown is for 36" Single-Slope Traffic Railings as shown in Index 521-427. Adjust as required for other Traffic Railing Barriers and sidewalk widths.
4. For sidewalk clear widths greater than 5'-0", increase the radius and height of the curved portion of the Hoop Post at the rate of 6" for every one foot increase in sidewalk width.



TYPICAL SECTION

Clear Width + 2'-6"

FENCING NOTES

FENCE INSTALLATION:

Install posts plumb (within a tolerance of $\pm 1\frac{1}{2}"$). Use shim plates as required to achieve plumb. The required quantity and thickness of shim plates will be determined in the field. Install chain link fence in accordance with ASTM F567 as applicable.

TRAFFIC RAILING DETAILS:

See Superstructure Sheets for Traffic Railing details.

CONCRETE PARAPET DETAILS:

See Index 521-820 - Pedestrian/Bicycle Railing for Concrete Parapet details. Provide fencing in lieu of aluminum bullet railing as shown on Index 521-820.

LIMITS OF FENCING:

Limits of fencing are from begin of approach slab at Begin Bridge to end of approach slab at End Bridge, unless otherwise shown in the plans.

PAYMENT:

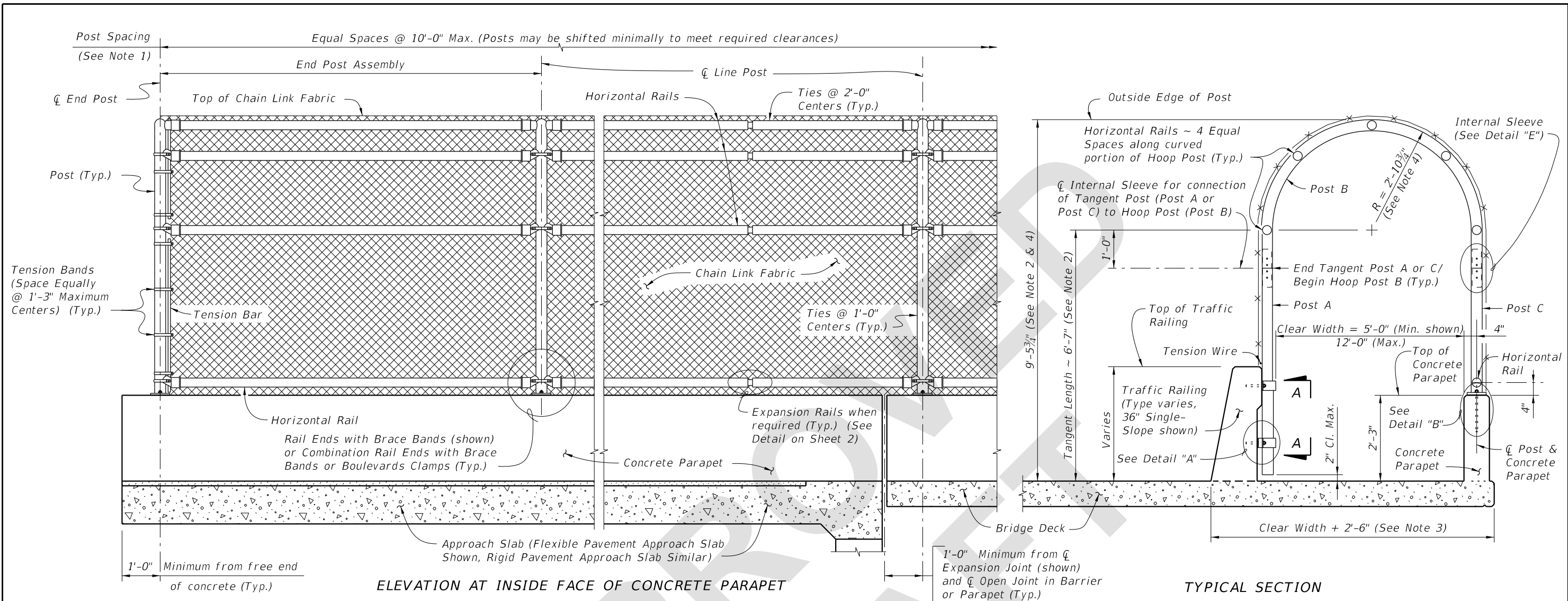
Payment will be made under Fencing, Type R. Payment includes posts, horizontal and expansion rails, brace bands, rail ends, combination rail ends, boulevard clamps, chain link fabric, tension wire, ties, hog rings, tension bars and bands, pipe clamps, base plates, anchor rods, bolts, nuts, washers, shim plates, spacers, neoprene pads, miscellaneous fence fittings and hardware and all incidental materials and labor required to complete installation of the fence.

CROSS REFERENCE:

For Table of Fence Components and Table of Post Attachment Components see Sheet 2.
For Pull Post Assembly Detail, View A-A and Detail "A" see Sheet 3.
For Detail "B" and "E" see Sheet 4.

10/6/2022 11:31:53 AM

LAST REVISION 11/01/17	REVISION	DESCRIPTION:		FY 2023-24 STANDARD PLANS	BRIDGE FENCING (ENCLOSED)	INDEX 550-012	SHEET 1 of 4
---------------------------	----------	--------------	--	------------------------------	---------------------------	------------------	-----------------



- NOTES:**
1. A Pull Post Assembly is required at maximum intervals of 500'-0". See Sheet 3.
 2. Dimension is measured along Inside Face of Concrete Parapet.
 3. Dimension shown is for 36" Single-Slope Traffic Railings as shown in Index 521-427. Adjust as required for other Traffic Railing Barriers and sidewalk widths.
 4. For sidewalk clear widths greater than 5'-0", increase the radius of Post B at the rate of 6" for every one foot increase in sidewalk width.

FENCING NOTES

FENCE INSTALLATION:
 Install posts plumb (within a tolerance of $\pm 1\frac{1}{2}$ "). Use shim plates as required to achieve plumb. The required quantity and thickness of shim plates will be determined in the field. Install chain link fence in accordance with ASTM F567 as applicable.

TRAFFIC RAILING DETAILS:
 See Superstructure Sheets for Traffic Railing details.


CONCRETE PARAPET DETAILS:
 See Index 521-820 - Pedestrian/Bicycle Railing for Concrete Parapet details. Provide fencing in lieu of aluminum bullet railing as shown on Index 521-820.

LIMITS OF FENCING:
 Limits of fencing are from begin of approach slab at Begin Bridge to end of approach slab at End Bridge, unless otherwise shown in the plans.

PAYMENT:
 Payment will be made under Fencing, Type R. Payment includes posts, horizontal and expansion rails, brace bands, rail ends, combination rail ends, boulevard clamps, chain link fabric, tension wire, ties, hog rings, tension bars and bands, pipe clamps, base plates, anchor rods, bolts, nuts, washers, shim plates, spacers, neoprene pads, miscellaneous fence fittings and hardware and all incidental materials and labor required to complete installation of the fence.

CROSS REFERENCE:
 For Table of Fence Components and Table of Post Attachment Components see Sheet 2.
 For Pull Post Assembly Detail, View A-A and Detail "A" see Sheet 3.
 For Detail "B" and "E" see Sheet 4.

8/1/2023 7:56:16 AM

LAST REVISION 11/01/23	REVISION	DESCRIPTION:	 FY 2024-25 STANDARD PLANS	BRIDGE FENCING (ENCLOSED)	INDEX 550-012	SHEET 1 of 4
------------------------------	----------	--------------	-------------------------------------------------------------------------------------------------------------------------------	----------------------------------	-------------------------	------------------------