
ORINATION FORM

Proposed Revisions to a Standard Plans Index

(Please provide all information — Incomplete forms will be returned)

Contact Information:

Date: March 24, 2023

Originator: Joshua Turley

Phone: (850) 414-4475

Email: joshua.turley@dot.state.fl.us

Standard Plans:

Index Number: 521-511

Sheet Number (s): 1 of 3

Index Title: CONCRETE BARRIER/NOISE WALL (14'-0")

Summary of the changes:

Sheet 1: Changed the reference from Note 6 & 7 to Note 5 & 6

Commentary / Background:

The notes were revised with a past release and the remaining notes were renumbered

Other Affected Offices / Documents: (Provide name of person contacted)

- | Yes | No | |
|--------------------------|-------------------------------------|-----------------------------|
| <input type="checkbox"/> | <input checked="" type="checkbox"/> | Other Standard Plans – |
| <input type="checkbox"/> | <input checked="" type="checkbox"/> | FDOT Design Manual – |
| <input type="checkbox"/> | <input checked="" type="checkbox"/> | Basis of Estimates Manual – |
| <input type="checkbox"/> | <input checked="" type="checkbox"/> | Standard Specifications – |
| <input type="checkbox"/> | <input checked="" type="checkbox"/> | Approved Product List – |
| <input type="checkbox"/> | <input checked="" type="checkbox"/> | Construction – |
| <input type="checkbox"/> | <input checked="" type="checkbox"/> | Maintenance – |

Origination Package Includes: (Submit package to Rick Jenkins)

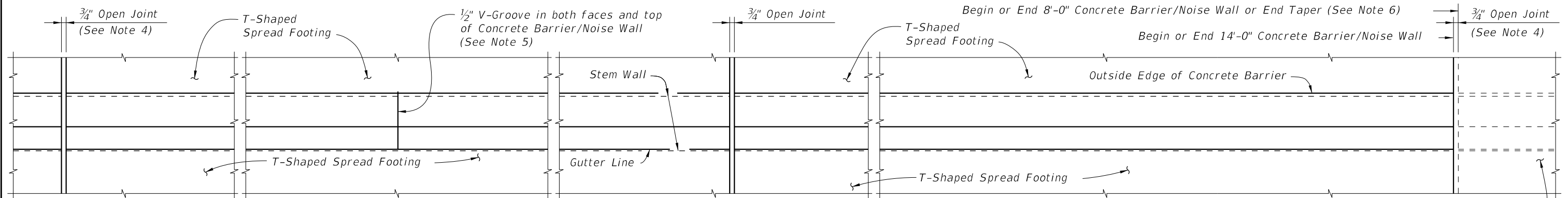
- | Yes | N/A | |
|-------------------------------------|--------------------------|---|
| <input checked="" type="checkbox"/> | <input type="checkbox"/> | Redline Mark-ups |
| <input type="checkbox"/> | <input type="checkbox"/> | Revised or Proposed Standard Plan Instruction (SPI) |
| <input type="checkbox"/> | <input type="checkbox"/> | Other Support Documents |

Implementation:

- | | |
|-------------------------------------|----------------------------------|
| <input type="checkbox"/> | Design Bulletin (Interim) |
| <input type="checkbox"/> | DCE Memo |
| <input type="checkbox"/> | Program Mgmt. Bulletin |
| <input checked="" type="checkbox"/> | FY-Standard Plans (Next Release) |

Contact the Roadway Design Office for assistance in completing this form

Email to: Rick Jenkins rick.jenkins@dot.state.fl.us and Darren Martin darren.martin@dot.state.fl.us



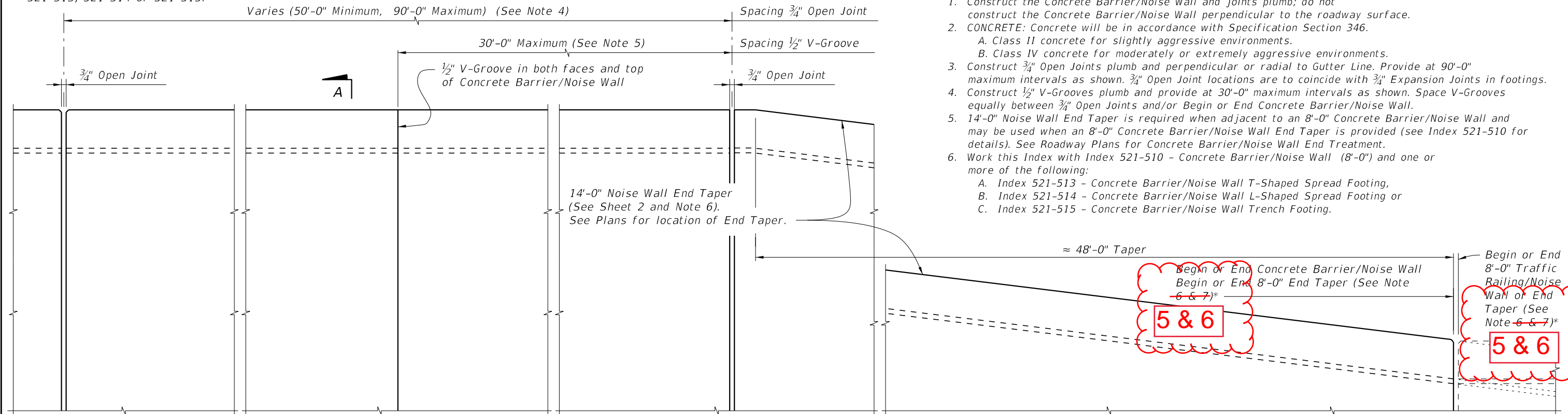
CROSS REFERENCE:
 For Section A-A, Detail "A" and Estimated Quantities, see Sheet 3.
 For Expansion Joint Detail in Footing, see Index 521-513, 521-514 or 521-515.

PLAN (Reinforcing Steel not shown for clarity)
 (T-Shaped Spread Footing Shown, L-Shaped Spread Footing and Trench Footing Similar)

8'-0" Concrete Barrier/Noise Wall continuing or End Taper on Approach Slab or Roadway (shown)

Concrete Barrier/NOISE WALL NOTES

- Construct the Concrete Barrier/Noise Wall and joints plumb; do not construct the Concrete Barrier/Noise Wall perpendicular to the roadway surface.
- CONCRETE: Concrete will be in accordance with Specification Section 346.
 - Class II concrete for slightly aggressive environments.
 - Class IV concrete for moderately or extremely aggressive environments.
- Construct $\frac{3}{4}$ " Open Joints plumb and perpendicular or radial to Gutter Line. Provide at 90'-0" maximum intervals as shown. $\frac{3}{4}$ " Open Joint locations are to coincide with $\frac{3}{4}$ " Expansion Joints in footings.
- Construct $\frac{1}{2}$ " V-Grooves plumb and provide at 30'-0" maximum intervals as shown. Space V-Grooves equally between $\frac{3}{4}$ " Open Joints and/or Begin or End Concrete Barrier/Noise Wall.
- 14'-0" Noise Wall End Taper is required when adjacent to an 8'-0" Concrete Barrier/Noise Wall and may be used when an 8'-0" Concrete Barrier/Noise Wall End Taper is provided (see Index 521-510 for details). See Roadway Plans for Concrete Barrier/Noise Wall End Treatment.
- Work this Index with Index 521-510 - Concrete Barrier/Noise Wall (8'-0") and one or more of the following:
 - Index 521-513 - Concrete Barrier/Noise Wall T-Shaped Spread Footing,
 - Index 521-514 - Concrete Barrier/Noise Wall L-Shaped Spread Footing or
 - Index 521-515 - Concrete Barrier/Noise Wall Trench Footing.



ELEVATION OF INSIDE FACE OF CONCRETE BARRIER/NOISE WALL
 (Reinforcing Steel not shown for clarity)

(T-Shaped Spread Footing Shown, L-Shaped Spread Footing and Trench Footing Similar)

8'-0" Concrete Barrier/Noise Wall continuing or End Taper on Approach Slab or Roadway (shown)
 * $\frac{3}{4}$ " Open Joint may be omitted when 8'-0" Railing/Noise Wall End Taper is adjacent to a 14'-0" Concrete Barrier/Noise Wall End Taper.

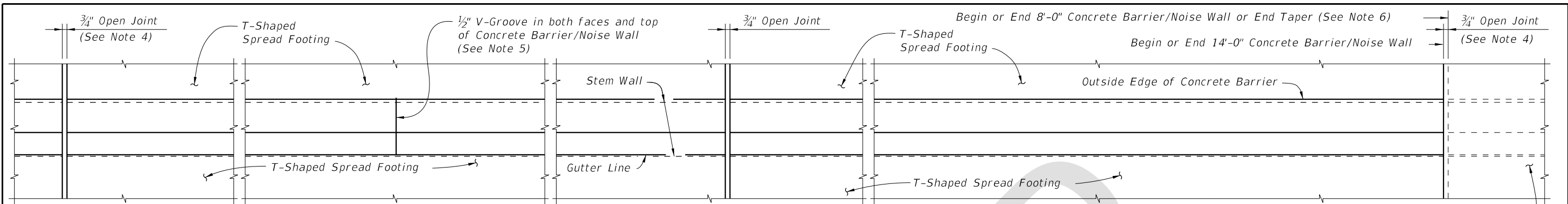
10/16/2022 2:09:50 PM

LAST REVISION	DESCRIPTION:
11/01/18	
11/01/23	

FDOT
 FY 2023-24
 STANDARD PLANS

CONCRETE BARRIER/NOISE WALL (14'-0")

INDEX
 521-511
 SHEET
 1 of 3




CROSS REFERENCE:
 For Section A-A, Detail "A" and Estimated Quantities, see Sheet 3.
 For Expansion Joint Detail in Footing, see Index 521-513, 521-514 or 521-515.

PLAN (Reinforcing Steel not shown for clarity)
 (T-Shaped Spread Footing Shown, L-Shaped Spread Footing and Trench Footing Similar)

Concrete Barrier/NOISE WALL NOTES


- Construct the Concrete Barrier/Noise Wall and joints plumb; do not construct the Concrete Barrier/Noise Wall perpendicular to the roadway surface.
- CONCRETE: Concrete will be in accordance with Specification Section 346.
 - A. Class II concrete for slightly aggressive environments.
 - B. Class IV concrete for moderately or extremely aggressive environments.
- Construct 3/4" Open Joints plumb and perpendicular or radial to Gutter Line. Provide at 90'-0" maximum intervals as shown. 3/4" Open Joint locations are to coincide with 3/4" Expansion Joints in footings.
- Construct 1/2" V-Grooves plumb and provide at 30'-0" maximum intervals as shown. Space V-Grooves equally between 3/4" Open Joints and/or Begin or End Concrete Barrier/Noise Wall.
- 14'-0" Noise Wall End Taper is required when adjacent to an 8'-0" Concrete Barrier/Noise Wall and may be used when an 8'-0" Concrete Barrier/Noise Wall End Taper is provided (see Index 521-510 for details). See Roadway Plans for Concrete Barrier/Noise Wall End Treatment.
- Work this Index with Index 521-510 - Concrete Barrier/Noise Wall (8'-0") and one or more of the following:
 - A. Index 521-513 - Concrete Barrier/Noise Wall T-Shaped Spread Footing,
 - B. Index 521-514 - Concrete Barrier/Noise Wall L-Shaped Spread Footing or
 - C. Index 521-515 - Concrete Barrier/Noise Wall Trench Footing.



ELEVATION OF INSIDE FACE OF CONCRETE BARRIER/NOISE WALL
 (Reinforcing Steel not shown for clarity)
 (T-Shaped Spread Footing Shown, L-Shaped Spread Footing and Trench Footing Similar)

8'-0" Concrete Barrier/Noise Wall continuing or End Taper on Approach Slab or Roadway (shown)
 * 3/4" Open Joint may be omitted when 8'-0" Railing/Noise Wall End Taper is adjacent to a 14'-0" Concrete Barrier/Noise Wall End Taper.

5/16/2023 2:17:09 PM

LAST REVISION 11/01/23	REVISION	DESCRIPTION:	 FY 2024-25 STANDARD PLANS	CONCRETE BARRIER/NOISE WALL (14'-0")	INDEX 521-511	SHEET 1 of 3
---------------------------	----------	--------------	--	---	-------------------------	------------------------