

---

## ORIGINATION FORM

---

### Proposed Revisions to a Standard Plans Index

(Please provide all information — Incomplete forms will be returned)

**Contact Information:**

Date: April 3, 2023

Originator: Jennifer Green

Phone: (850) 414-4351

Email: [jennifer.green@dot.state.fl.us](mailto:jennifer.green@dot.state.fl.us)

**Standard Plans:**

Index Number: 430-022

Sheet Number (s): 1

Index Title: Side Drain Mitered End Section

**Summary of the changes:**

General Note 1: Added "or use manufacturer approved coupler" on the end

General Note 2: Added "metal" between corrugated and mitered. Delete "either."

**Commentary / Background:**

Added "or use manufacturer approved coupler" to General Note 1 for situations where concrete jacket is not used.

Deleted "either" from General Note 2 because it was left over from a previous edition. Added "metal" to specify material.

**Other Affected Offices / Documents: (Provide name of person contacted)**

- | Yes                                 | No                                  |                              |
|-------------------------------------|-------------------------------------|------------------------------|
| <input type="checkbox"/>            | <input checked="" type="checkbox"/> | Other Standard Plans –       |
| <input type="checkbox"/>            | <input checked="" type="checkbox"/> | FDOT Design Manual –         |
| <input type="checkbox"/>            | <input checked="" type="checkbox"/> | Basis of Estimates Manual –  |
| <input type="checkbox"/>            | <input checked="" type="checkbox"/> | Standard Specifications –    |
| <input type="checkbox"/>            | <input checked="" type="checkbox"/> | Approved Product List –      |
| <input checked="" type="checkbox"/> | <input type="checkbox"/>            | Construction – Jason Russell |
| <input type="checkbox"/>            | <input checked="" type="checkbox"/> | Maintenance –                |

**Origination Package Includes:** (Submit package to Rick Jenkins)

- | Yes                                 | N/A                      |   |
|-------------------------------------|--------------------------|---|
| <input checked="" type="checkbox"/> | <input type="checkbox"/> | Redline Mark-ups                                    |
| <input type="checkbox"/>            | <input type="checkbox"/> | Revised or Proposed Standard Plan Instruction (SPI) |
| <input type="checkbox"/>            | <input type="checkbox"/> | Other Support Documents                             |

**Implementation:**

- |                                     |                                  |
|-------------------------------------|----------------------------------|
| <input type="checkbox"/>            | Design Bulletin (Interim)        |
| <input type="checkbox"/>            | DCE Memo                         |
| <input type="checkbox"/>            | Program Mgmt. Bulletin           |
| <input checked="" type="checkbox"/> | FY-Standard Plans (Next Release) |

---

Contact the Roadway Design Office for assistance in completing this form

---

Email to: Rick Jenkins [rick.jenkins@dot.state.fl.us](mailto:rick.jenkins@dot.state.fl.us) and Darren Martin [darren.martin@dot.state.fl.us](mailto:darren.martin@dot.state.fl.us)

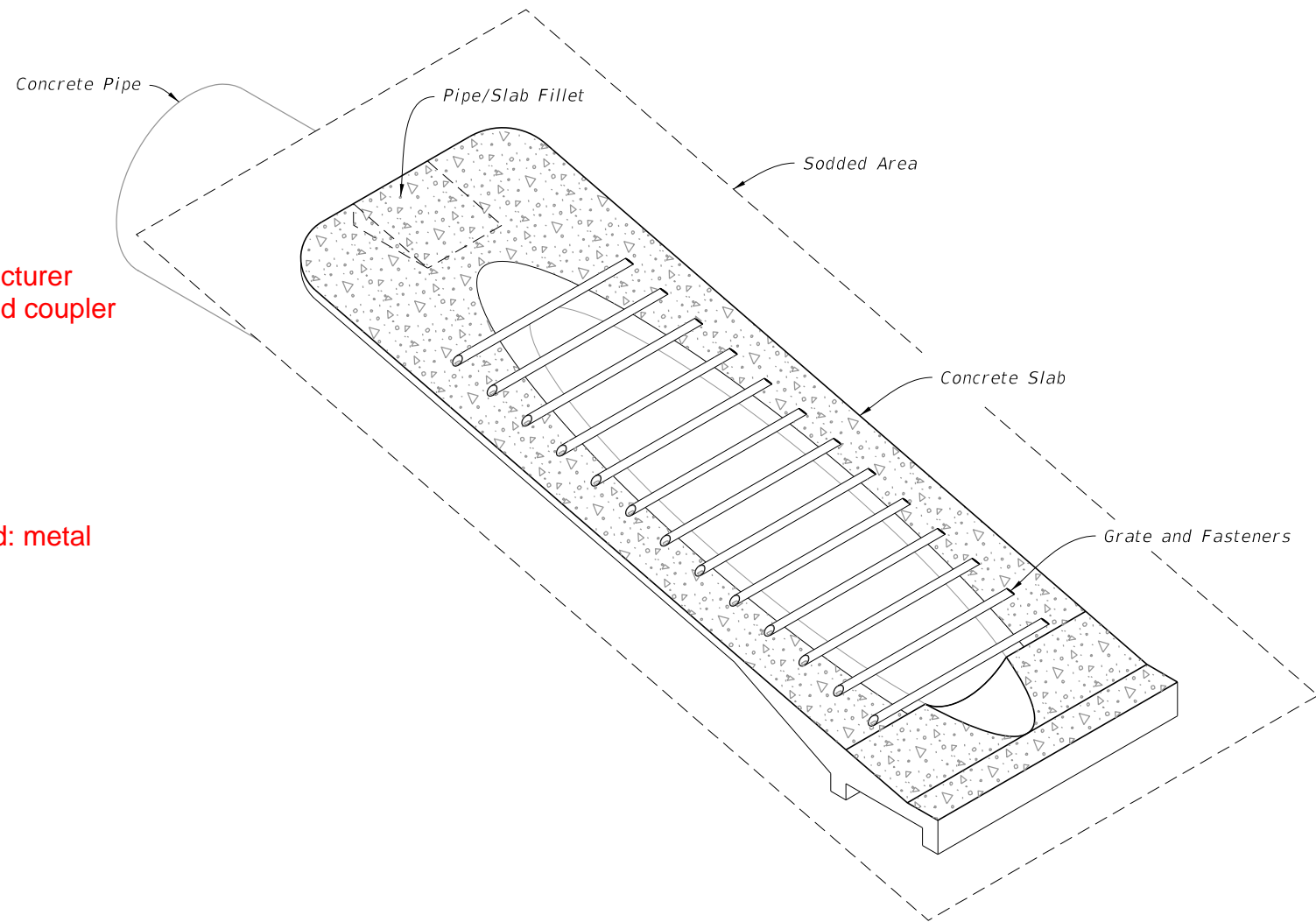
**GENERAL NOTES:**

1. Unless otherwise designated in the plans, concrete pipe mitered end sections may be used with any type of side drain pipe; corrugated steel pipe mitered end sections may be used with any type of side drain pipe except aluminum pipe; and, corrugated aluminum mitered end sections may be used with any type of side drain pipe except steel pipe. When bituminous coated metal pipe is specified for side drain pipe, construct the mitered end sections with like pipe or concrete pipe. When the mitered end section pipe is dissimilar to the side drain pipe, construct a concrete jacket in accordance with Index 430-001.
2. Use either corrugated metal or concrete mitered end sections for corrugated polyethylene pipe (HDPE), polyvinyl-chloride pipe (PVC), steel reinforced polyethylene pipe (SRPE), and polypropylene pipe (PP). When used in conjunction with corrugated mitered end sections, make connection using either a formed metal band specifically designated to join HDPE, PVC, SRPE, or PVC pipe. When used in conjunction with a concrete mitered end sections, construct concrete jacket in accordance with Index 430-001.
3. Use class NS concrete cast-in-place reinforced slabs for all cross drain pipes.
4. Select lengths of concrete pipe that avoid excessive connections in the assembly of the mitered end section.
5. Repair corrugated metal pipe galvanizing that is damaged during beveling and perforating.
6. When existing multiple side drain pipes are spaced other than the dimensions shown in this Index, have nonparallel axes, or non-uniform sections, either construct the mitered end sections separately as single pipe or collectively as multiple pipe end sections as directed by the Engineer.
7. Saddle Slope:
  - 1:4 Miter - Slope to  $\text{C}$  of pipe for round pipes less than or equal to 18" diameter and 1:1 for round pipes greater than or equal to 24" diameter.  
Slope to the major axis for elliptical pipes 24"x38" or smaller and 1:2 for pipes 29"x45" or larger.  
Slope to the span line for pipe arch 28"x20" or smaller and 1:2 for pipe arch 35"x24" or larger.
  - 1:2 Miter - Slope to  $\text{C}$  of pipe for round pipes less than or equal to 18" diameter and 1:2 for round pipes greater than or equal to 24" diameter.  
Slope to the major axis for elliptical pipes 29"x45" or smaller and 1:1 for pipes 34"x53" or larger.  
Slope 1:1 for all pipe arch sizes.
8. Quantities shown are for estimating purposes only.

or use manufacturer approved coupler

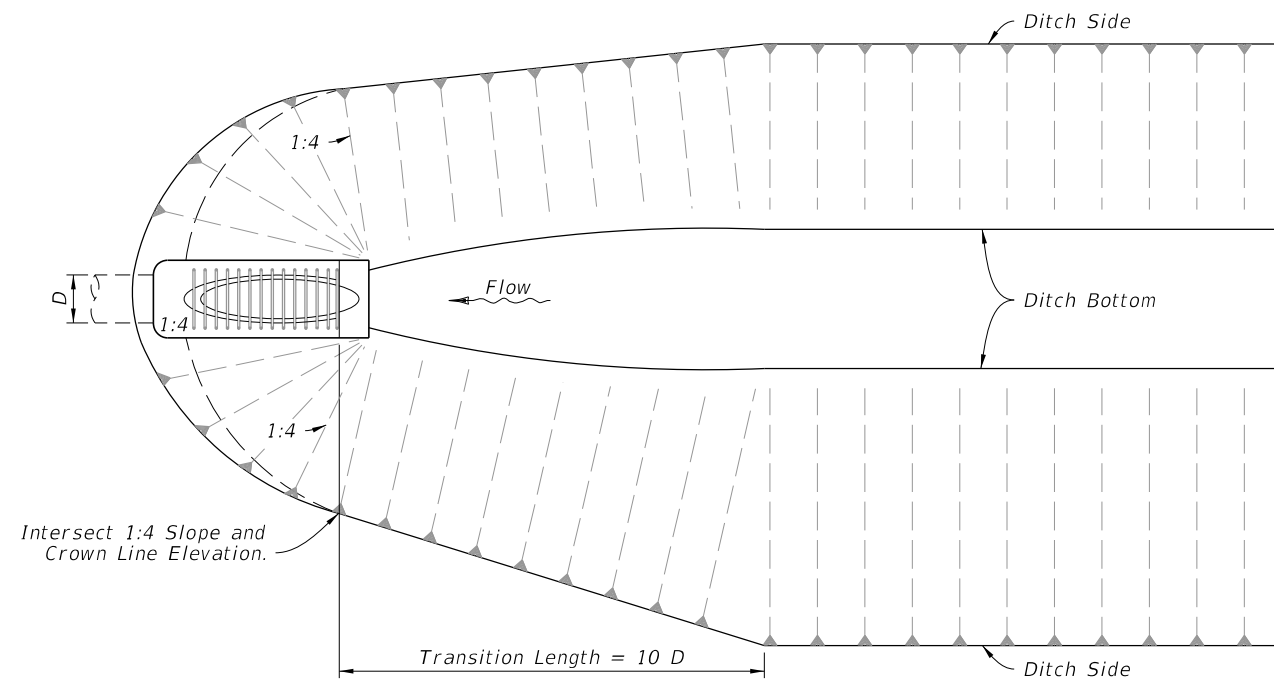
Deleted

Added: metal



**SIDEDRAIN MITERED END SECTION**  
(Concrete Pipe Shown, Corrugated Metal Pipe Similar)

TABLE OF CONTENTS:	
Sheet	Description
1	General Notes and Contents
2	Single and Multiple Concrete Pipe
3	Concrete Pipe Dimensions and Quantities and Permissible Pavement Modifications
4	Single and Multiple Corrugated Metal Pipe
5	Corrugated Metal Dimensions and Quantities
6	Concrete Pipe Connection and Corrugated Metal Pipe Anchor Details
7	Fastener Unit and Grate Details



**DITCH TRANSITION**

10/6/2022 1:54:32 PM

LAST REVISION  
11/01/19

DESCRIPTION:



FY 2023-24  
STANDARD PLANS

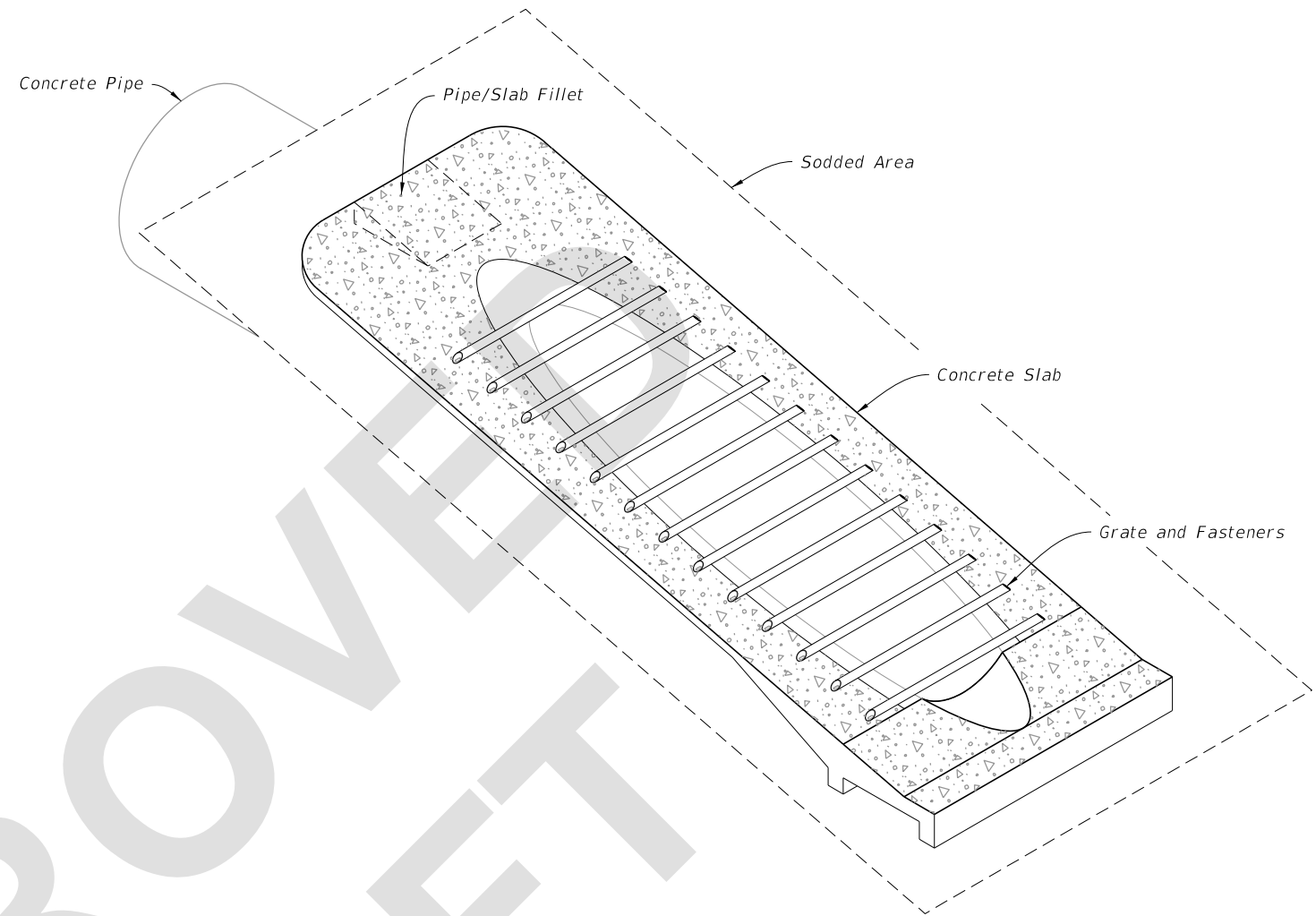
SIDE DRAIN MITERED END SECTION

INDEX  
430-022

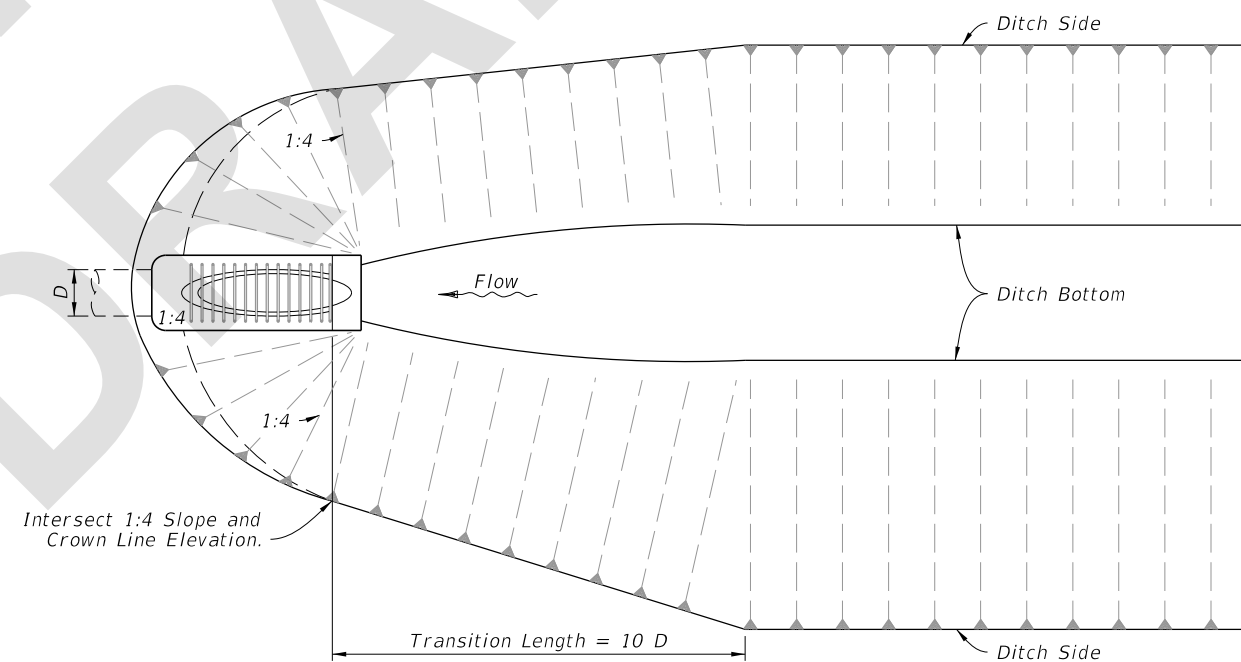
SHEET  
1 of 7

**GENERAL NOTES:**

1. Unless otherwise designated in the plans, concrete pipe mitered end sections may be used with any type of side drain pipe; corrugated steel pipe mitered end sections may be used with any type of side drain pipe except aluminum pipe; and, corrugated aluminum mitered end sections may be used with any type of side drain pipe except steel pipe. When bituminous coated metal pipe is specified for side drain pipe, construct the mitered end sections with like pipe or concrete pipe. When the mitered end section pipe is dissimilar to the side drain pipe, construct a concrete jacket in accordance with Index 430-001 or use manufacturer approved coupler.
2. Use either corrugated metal or concrete mitered end sections for corrugated polyethylene pipe (HDPE), polyvinyl-chloride pipe (PVC), steel reinforced polyethylene pipe (SRPE), and polypropylene pipe (PP). When used in conjunction with corrugated metal mitered end sections, make connection using a formed metal band specifically designated to join HDPE, PVC, SRPE, or PVC pipe. When used in conjunction with a concrete mitered end sections, construct concrete jacket in accordance with Index 430-001.
3. Use class NS concrete cast-in-place reinforced slabs for all cross drain pipes.
4. Select lengths of concrete pipe that avoid excessive connections in the assembly of the mitered end section.
5. Repair corrugated metal pipe galvanizing that is damaged during beveling and perforating.
6. When existing multiple side drain pipes are spaced other than the dimensions shown in this Index, have nonparallel axes, or non-uniform sections, either construct the mitered end sections separately as single pipe or collectively as multiple pipe end sections as directed by the Engineer.
7. Saddle Slope:
  - 1:4 Miter - Slope to  $\text{C}$  of pipe for round pipes less than or equal to 18" diameter and 1:1 for round pipes greater than or equal to 24" diameter. Slope to the major axis for elliptical pipes 24"x38" or smaller and 1:2 for pipes 29"x45" or larger. Slope to the span line for pipe arch 28"x20" or smaller and 1:2 for pipe arch 35"x24" or larger.
  - 1:2 Miter - Slope to  $\text{C}$  of pipe for round pipes less than or equal to 18" diameter and 1:2 for round pipes greater than or equal to 24" diameter. Slope to the major axis for elliptical pipes 29"x45" or smaller and 1:1 for pipes 34"x53" or larger. Slope 1:1 for all pipe arch sizes.
8. Quantities shown are for estimating purposes only.



**SIDEDRAIN MITERED END SECTION**  
(Concrete Pipe Shown, Corrugated Metal Pipe Similar)



**DITCH TRANSITION**

TABLE OF CONTENTS:	
Sheet	Description
1	General Notes and Contents
2	Single and Multiple Concrete Pipe
3	Concrete Pipe Dimensions and Quantities and Permissible Pavement Modifications
4	Single and Multiple Corrugated Metal Pipe
5	Corrugated Metal Dimensions and Quantities
6	Concrete Pipe Connection and Corrugated Metal Pipe Anchor Details
7	Fastener Unit and Grate Details

5/19/2023 9:59:07 AM