
ORIGINATION FORM

Proposed Revisions to a Standard Plans Index

(Please provide all information — Incomplete forms will be returned)

Contact Information:

Date: May 12, 2022

Originator: Rick Jenkins

Phone: (850) 414-4355

Email: Rick.Jenkins@dot.state.fl.us

Standard Plans:

Index Number: 700-110

Sheet Number (s): 1 of 1

Index Title: Mounting Exit Number Panels to Signs

Summary of the changes:

Updated Notes to General Notes; Added New General Note 1 - "Meet the requirements of Specification 700."; Deleted Note 2 and 3.B.; Renumbered General Notes.

Commentary / Background:

The 700 Index Series is being edited to remove material information and other information that is located in the Standard Specifications. Revisions are being made to Specification Sections 700, 962 and 965 in conjunction with these changes.

Other Affected Offices / Documents: (Provide name of person contacted)

- | Yes | No | |
|-------------------------------------|-------------------------------------|---|
| <input checked="" type="checkbox"/> | <input type="checkbox"/> | Other Standard Plans – |
| <input type="checkbox"/> | <input checked="" type="checkbox"/> | FDOT Design Manual – Dewayne Carver |
| <input checked="" type="checkbox"/> | <input type="checkbox"/> | Basis of Estimates Manual – Ryan Gray |
| <input checked="" type="checkbox"/> | <input type="checkbox"/> | Standard Specifications – Daniel Strickland |
| <input type="checkbox"/> | <input checked="" type="checkbox"/> | Approved Product List – Missy Hollis |
| <input type="checkbox"/> | <input checked="" type="checkbox"/> | Construction – Jason Russell |
| <input type="checkbox"/> | <input checked="" type="checkbox"/> | Maintenance – Deanna Hutchison |

Origination Package Includes: (Submit package to Rick Jenkins)

- | Yes | N/A | |
|-------------------------------------|--------------------------|---|
| <input checked="" type="checkbox"/> | <input type="checkbox"/> | Redline Mark-ups |
| <input type="checkbox"/> | <input type="checkbox"/> | Revised or Proposed Standard Plan Instruction (SPI) |
| <input type="checkbox"/> | <input type="checkbox"/> | Other Support Documents |

Implementation:

- | | |
|-------------------------------------|----------------------------------|
| <input type="checkbox"/> | Design Bulletin (Interim) |
| <input type="checkbox"/> | DCE Memo |
| <input type="checkbox"/> | Program Mgmt. Bulletin |
| <input checked="" type="checkbox"/> | FY-Standard Plans (Next Release) |

Contact the Roadway Design Office for assistance in completing this form

Email to: Rick Jenkins rick.jenkins@dot.state.fl.us and Darren Martin darren.martin@dot.state.fl.us

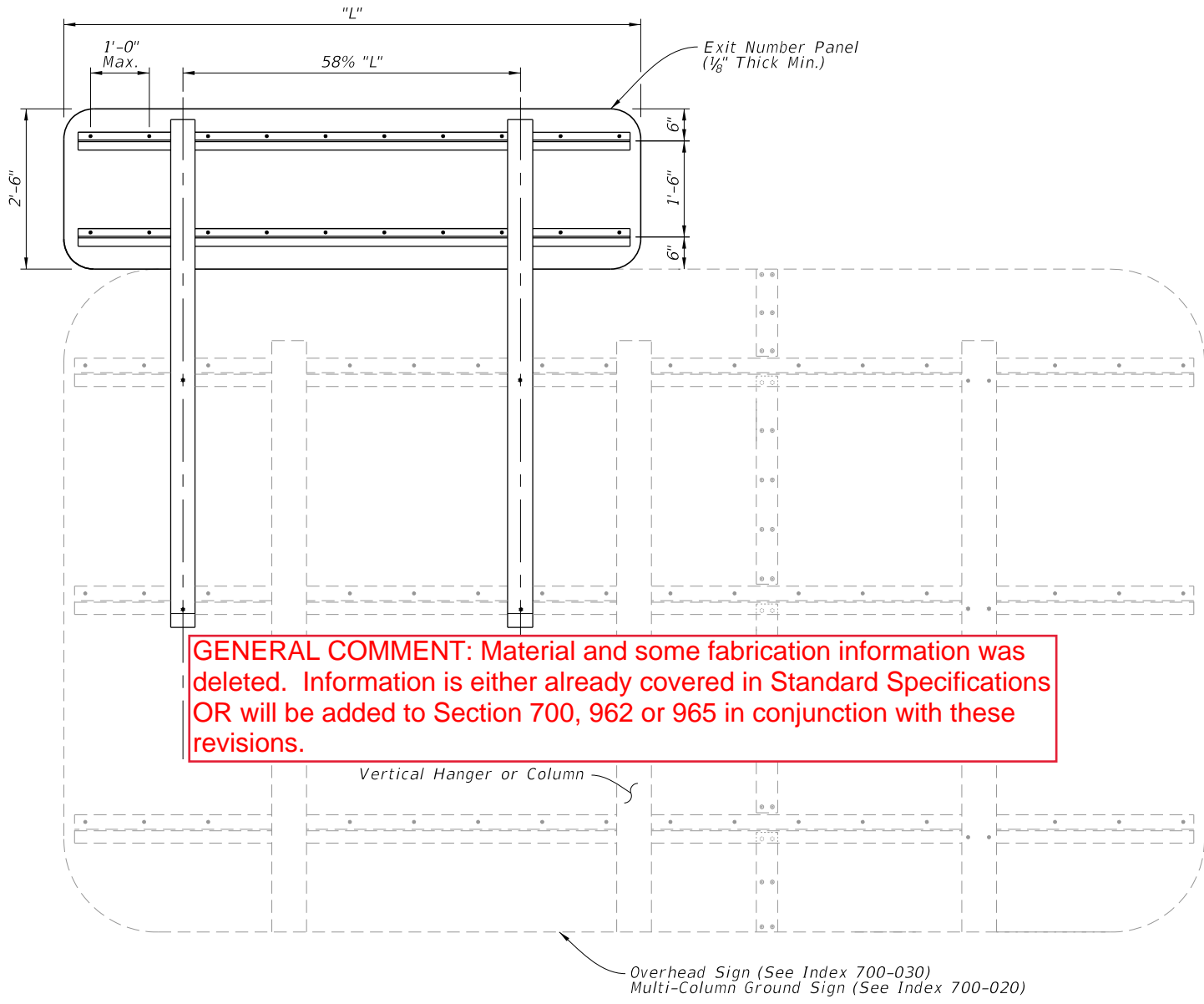
ADDED NEW NOTE 1: Meet the requirements of Specification 700.

1. ~~NOTES:~~ UPDATED: GENERAL NOTES:

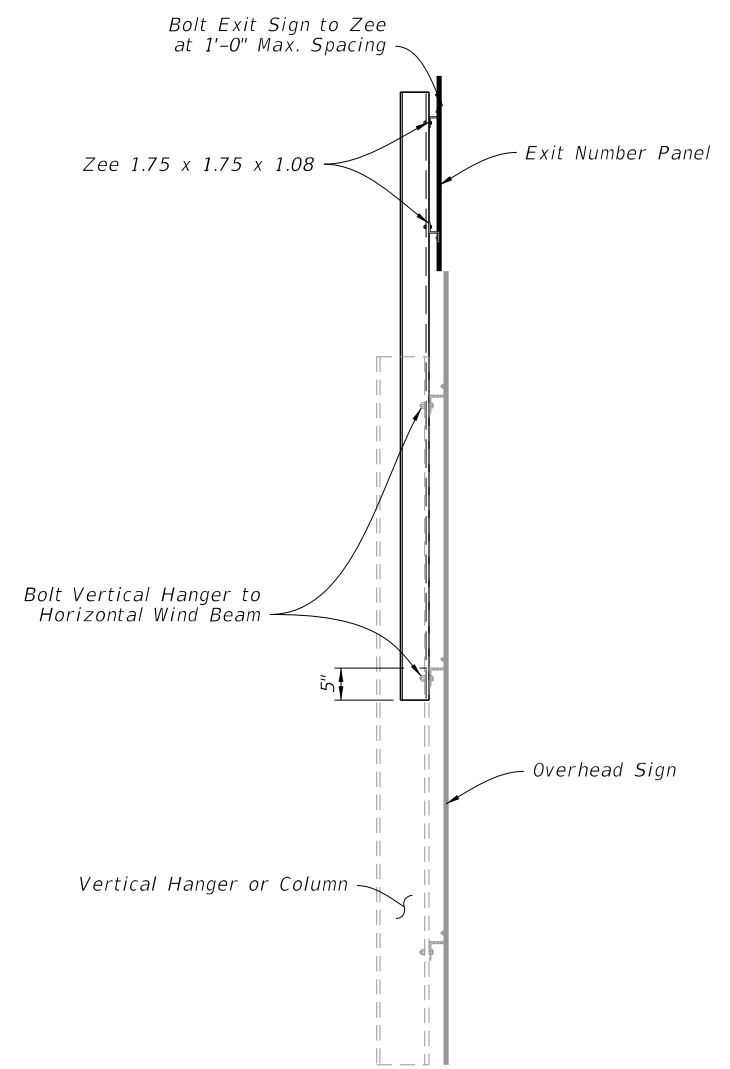
2. ~~1. Work with Indexes 700-020 and 700-030.~~
- ~~2. Materials (Aluminum):~~
- ~~A. Sheets and Plates: ASTM B209 Alloy 6061-T6~~
 - ~~B. Standard Structural Shapes: ASTM B221 Alloy 6061-T6~~
 - ~~C. Extruded Shapes: ASTM B221 Alloy 6061-T6~~
 - ~~D. For Bolts, Nuts, and Washers requirements see Index 700-020 or 700-030.~~
3. Fabrication:
- ~~A. See sign layout sheet for dimension "L" and sign face details in the Plans.~~
 - ~~B. Round all sign corners.~~
4. For right exits, install the Exit Numbering Panel to the top right side of the Highway Sign.
5. For left exits, install the Exit Numbering Panel to the top left side of the Highway Sign.

DELETED

DELETED:



GENERAL COMMENT: Material and some fabrication information was deleted. Information is either already covered in Standard Specifications OR will be added to Section 700, 962 or 965 in conjunction with these revisions.



BACK ELEVATION

SIDE ELEVATION

9/22/2021 3:06:55 PM

11/01/22

LAST REVISION	DESCRIPTION:
11/01/20	


**FY 2022-23
STANDARD PLANS**

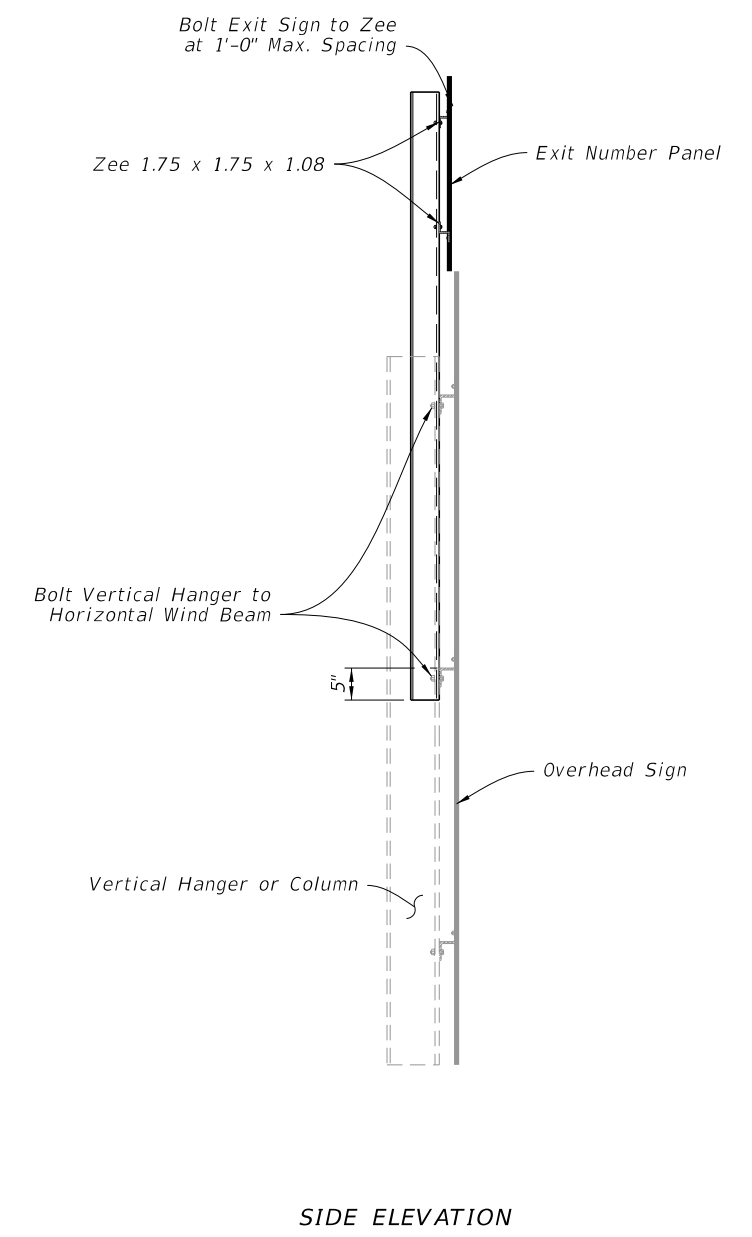
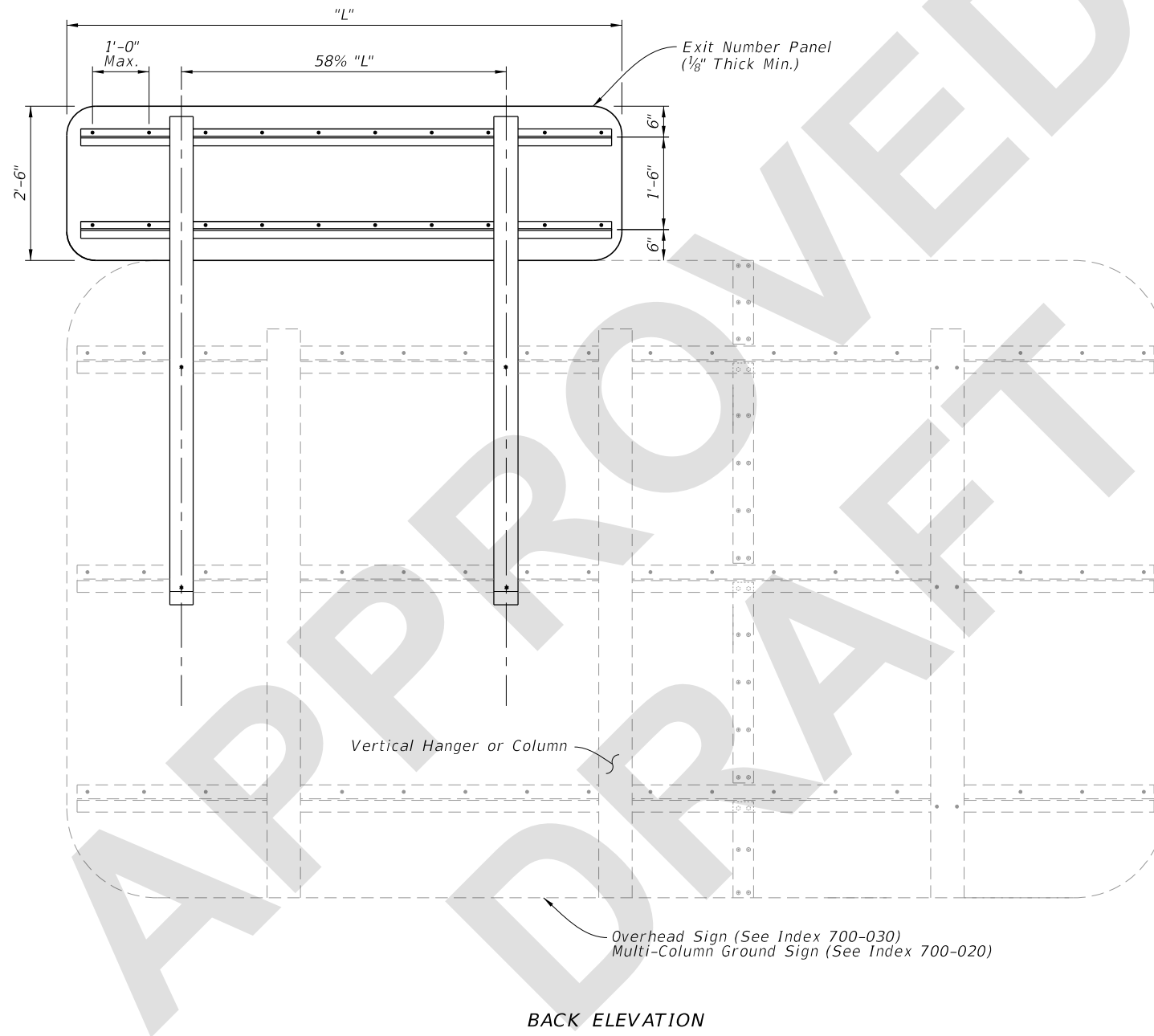
MOUNTING EXIT NUMBER PANELS TO SIGNS

INDEX
700-110

SHEET
1 of 1

GENERAL NOTES:

1. Meet the requirements of Specification 700.
2. Work with Indexes 700-020 and 700-030.
3. Fabrication:
See sign layout sheet for dimension "L" and sign face details in the Plans.
4. For right exits, install the Exit Numbering Panel to the top right side of the Highway Sign.
5. For left exits, install the Exit Numbering Panel to the top left side of the Highway Sign.



5/26/2022 9:53:26 AM

LAST REVISION 11/01/22	REVISION	DESCRIPTION:	 FY 2023-24 STANDARD PLANS	MOUNTING EXIT NUMBER PANELS TO SIGNS	INDEX 700-110	SHEET 1 of 1
------------------------------	----------	--------------	---	--------------------------------------	------------------	-----------------