
ORIGINATION FORM

Proposed Revisions to a Standard Plans Index

(Please provide all information — Incomplete forms will be returned)

Contact Information:

Date: October 21, 2021
Originator: Joshua Turley
Phone: (850) 414-4475
Email: joshua.turley@dot.state.fl.us

Standard Plans:

Index Number: 455-160
Sheet Number (s): 1
Index Title: 60" Prestressed CFRP & SS Concrete
Cylinder Pile

Summary of the changes:

Changed Class V (Special) concrete to Class V.

Commentary / Background:**Other Affected Offices / Documents:** (Provide name of person contacted)

Yes	No	
<input type="checkbox"/>	<input checked="" type="checkbox"/>	Other Standard Plans –
<input type="checkbox"/>	<input checked="" type="checkbox"/>	FDOT Design Manual –
<input type="checkbox"/>	<input checked="" type="checkbox"/>	Basis of Estimates Manual –
<input type="checkbox"/>	<input checked="" type="checkbox"/>	Standard Specifications –
<input type="checkbox"/>	<input checked="" type="checkbox"/>	Approved Product List –
<input type="checkbox"/>	<input checked="" type="checkbox"/>	Construction –
<input type="checkbox"/>	<input checked="" type="checkbox"/>	Maintenance –

Origination Package Includes:

(Email or hand deliver package to Rick Jenkins)

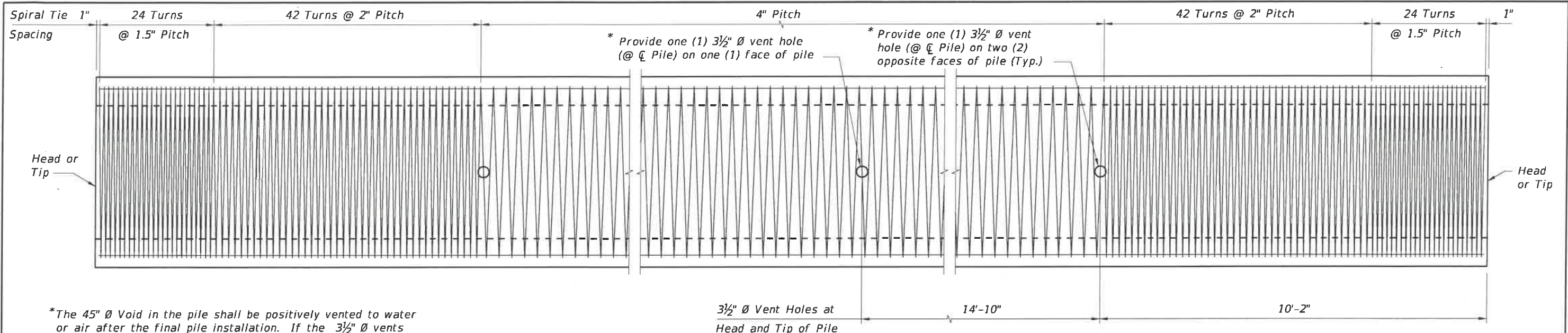
Yes	N/A	
<input checked="" type="checkbox"/>	<input type="checkbox"/>	Redline Mark-ups
<input type="checkbox"/>	<input type="checkbox"/>	Proposed Standard Plan Instruction (SPI)
<input type="checkbox"/>	<input type="checkbox"/>	Revised SPI
<input type="checkbox"/>	<input type="checkbox"/>	Other Support Documents

Implementation:

<input type="checkbox"/>	Design Bulletin (Interim)
<input type="checkbox"/>	DCE Memo
<input checked="" type="checkbox"/>	Program Mgmt. Bulletin
<input checked="" type="checkbox"/>	FY-Standard Plans (Next Release)

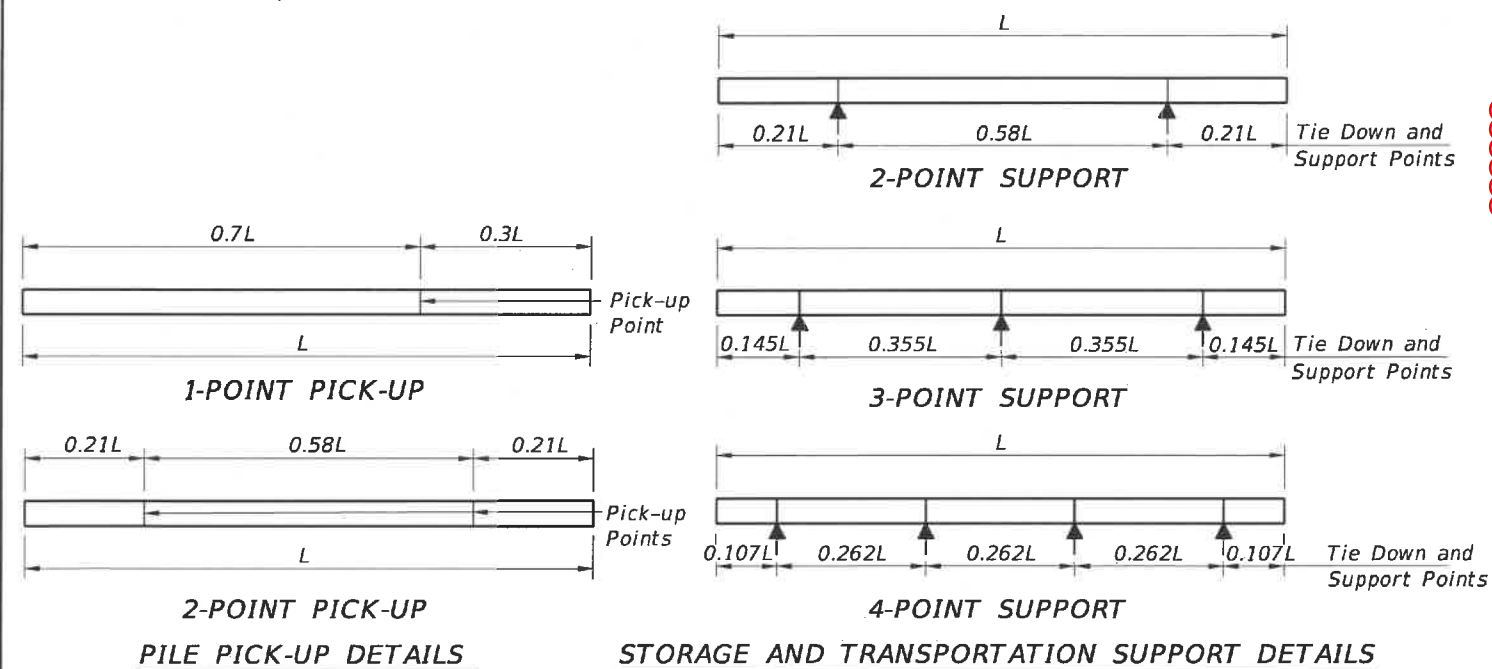
Contact the Roadway Design Office for assistance in completing this form

Email to: Rick Jenkins rick.jenkins@dot.state.fl.us and Darren Martin darren.martin@dot.state.fl.us



*The 45" Ø Void in the pile shall be positively vented to water or air after the final pile installation. If the 3 1/2" Ø vents are included in the pile cut-off section, then venting shall be provided by the use of a 1" Ø PVC conduit through the substructure cap or column.

ELEVATION

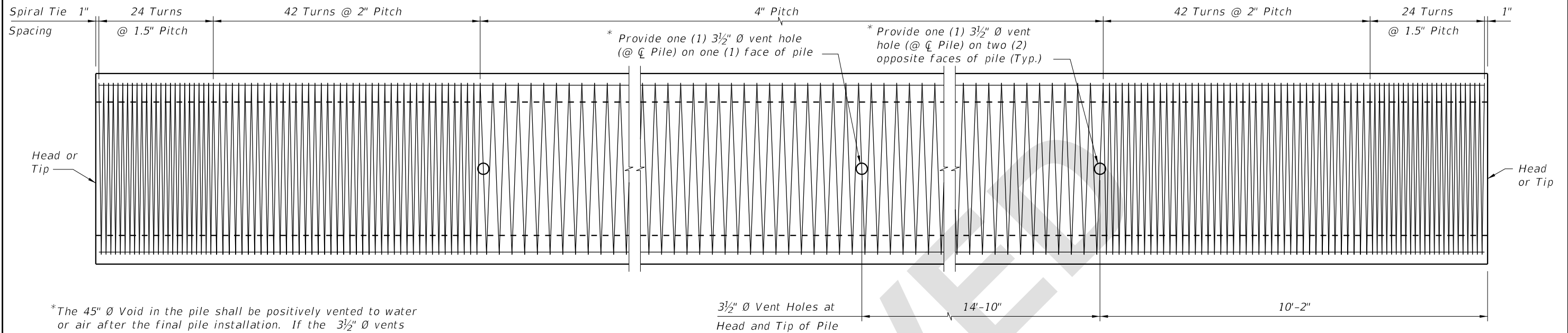


NOTES

1. Work this Index with the Pile Data Table in the Structures Plans.
2. Concrete:
 - A. Piles: Class V (Special)
 - B. Splice Collar: Class IV
 - C. See "GENERAL NOTES" in the Structures Plans for locations where the use of Highly Reactive Pozzolans is required.
3. Concrete Strength at time of prestress transfer:
 - A. Piles: 4,000 psi minimum.
4. Reinforcing:
 - A. Bars:
 - a. Stainless Steel: Meet the requirements of Specification Section 931 for Type 304, Grade 75.
 - b. Carbon FRP: Meet the requirements of Specification Section 932.
 - B. Prestressing Strands:
 - a. Stainless Steel: Seven-wire HSSS, UNS S32205 (Type 2205) or UNS S31803 strand, meeting the requirements of Specification Section 933.
 - b. Carbon FRP: Meet the requirements of Specification Section 933.
 - C. Spiral Ties:
 - a. One half turn is required for carbon steel spiral splice.
 - b. One full turn is required at the pile head and tip.
5. Pile Splices:
 - A. Epoxy: Type AB Epoxy Compound or Epoxy Mortar must meet the requirements of Specification Section 926.
 - a. Use a Type AB Epoxy Bonding Compound or Epoxy Mortar, as recommended by the Manufacturer, to form the joint between pile sections
 - b. Use a Type AB Epoxy Bonding Compound as a bonding agent on internal pile surfaces.
 - B. Splices: Resume pile driving after the splice concrete reaches a minimum strength of 5,500 psi.
6. Mark piles at the pick-up points to indicate the proper points for attaching handling lines.

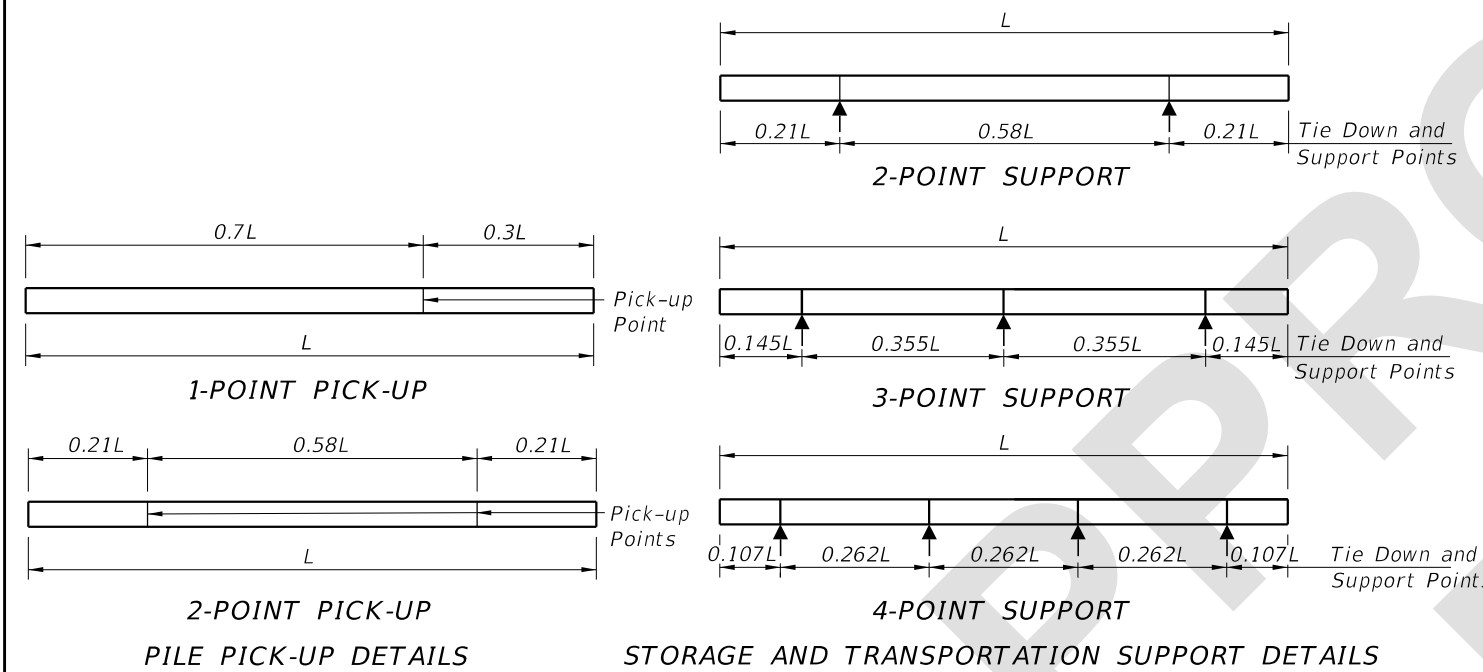
Maximum Pile Length (Feet)	Required Storage and Transportation Detail	Pick-Up Detail
122	2, 3, or 4 point	1 Point
174	2, 3, or 4 point	2 Point

10/8/2020 10:24:15 AM



*The 45" Ø Void in the pile shall be positively vented to water or air after the final pile installation. If the 3½" Ø vents are included in the pile cut-off section, then venting shall be provided by the use of a 1" Ø PVC conduit through the substructure cap or column.

ELEVATION



NOTES

1. Work this Index with the Pile Data Table in the Structures Plans.
2. Concrete:
 - A. Piles: Class V
 - B. Splice Collar: Class IV
 - C. See "GENERAL NOTES" in the Structures Plans for locations where the use of Highly Reactive Pozzolans is required.
3. Concrete Strength at time of prestress transfer:
 - A. Piles: 4,000 psi minimum.
4. Reinforcing:
 - A. Bars:
 - a. Stainless Steel: Meet the requirements of Specification Section 931 for Type 304, Grade 75.
 - b. Carbon FRP: Meet the requirements of Specification Section 932.
 - B. Prestressing Strands:
 - a. Stainless Steel: Seven-wire HSSS, UNS S32205 (Type 2205) or UNS S31803 strand, meeting the requirements of Specification Section 933.
 - b. Carbon FRP: Meet the requirements of Specification Section 933.
 - C. Spiral Ties:
 - a. One half turn is required for carbon steel spiral splice.
 - b. One full turn is required at the pile head and tip.
5. Pile Splices:
 - A. Epoxy: Type AB Epoxy Compound or Epoxy Mortar must meet the requirements of Specification Section 926.
 - a. Use a Type AB Epoxy Bonding Compound or Epoxy Mortar, as recommended by the Manufacturer, to form the joint between pile sections
 - b. Use a Type AB Epoxy Bonding Compound as a bonding agent on internal pile surfaces.
 - B. Splices: Resume pile driving after the splice concrete reaches a minimum strength of 5,500 psi.
6. Mark piles at the pick-up points to indicate the proper points for attaching handling lines.

TABLE OF MAXIMUM PILE PICK-UP AND SUPPORT LENGTHS		
Maximum Pile Length (Feet)	Required Storage and Transportation Detail	Pick-Up Detail
122	2, 3, or 4 point	1 Point
174	2, 3, or 4 point	2 Point

7/22/2022 1:53:53 PM