
ORIGINATION FORM

Proposed Revisions to a Standard Plans Index

(Please provide all information — Incomplete forms will be returned)

Contact Information:

Date: October 21, 2021
Originator: Joshua Turley
Phone: (850) 414-4475
Email: joshua.turley@dot.state.fl.us

Standard Plans:

Index Number: 455-154
Sheet Number (s): 1
Index Title: 54" Precast/Post-Tensioned CFRP & SS
Concrete Cylinder Pile

Summary of the changes:

Changed Class V (Special) concrete to Class V.

Commentary / Background:

Other Affected Offices / Documents: (Provide name of person contacted)

- | Yes | No | |
|--------------------------|-------------------------------------|-----------------------------|
| <input type="checkbox"/> | <input checked="" type="checkbox"/> | Other Standard Plans – |
| <input type="checkbox"/> | <input checked="" type="checkbox"/> | FDOT Design Manual – |
| <input type="checkbox"/> | <input checked="" type="checkbox"/> | Basis of Estimates Manual – |
| <input type="checkbox"/> | <input checked="" type="checkbox"/> | Standard Specifications – |
| <input type="checkbox"/> | <input checked="" type="checkbox"/> | Approved Product List – |
| <input type="checkbox"/> | <input checked="" type="checkbox"/> | Construction – |
| <input type="checkbox"/> | <input checked="" type="checkbox"/> | Maintenance – |

Origination Package Includes:

(Email or hand deliver package to Rick Jenkins)

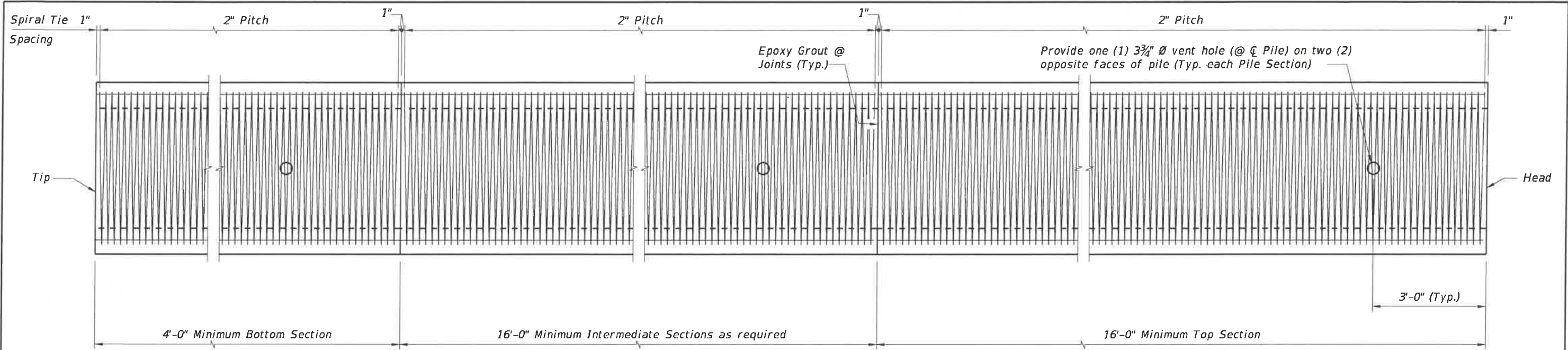
- | Yes | N/A | |
|-------------------------------------|--------------------------|--|
| <input checked="" type="checkbox"/> | <input type="checkbox"/> | Redline Mark-ups |
| <input type="checkbox"/> | <input type="checkbox"/> | Proposed Standard Plan Instruction (SPI) |
| <input type="checkbox"/> | <input type="checkbox"/> | Revised SPI |
| <input type="checkbox"/> | <input type="checkbox"/> | Other Support Documents |

Implementation:

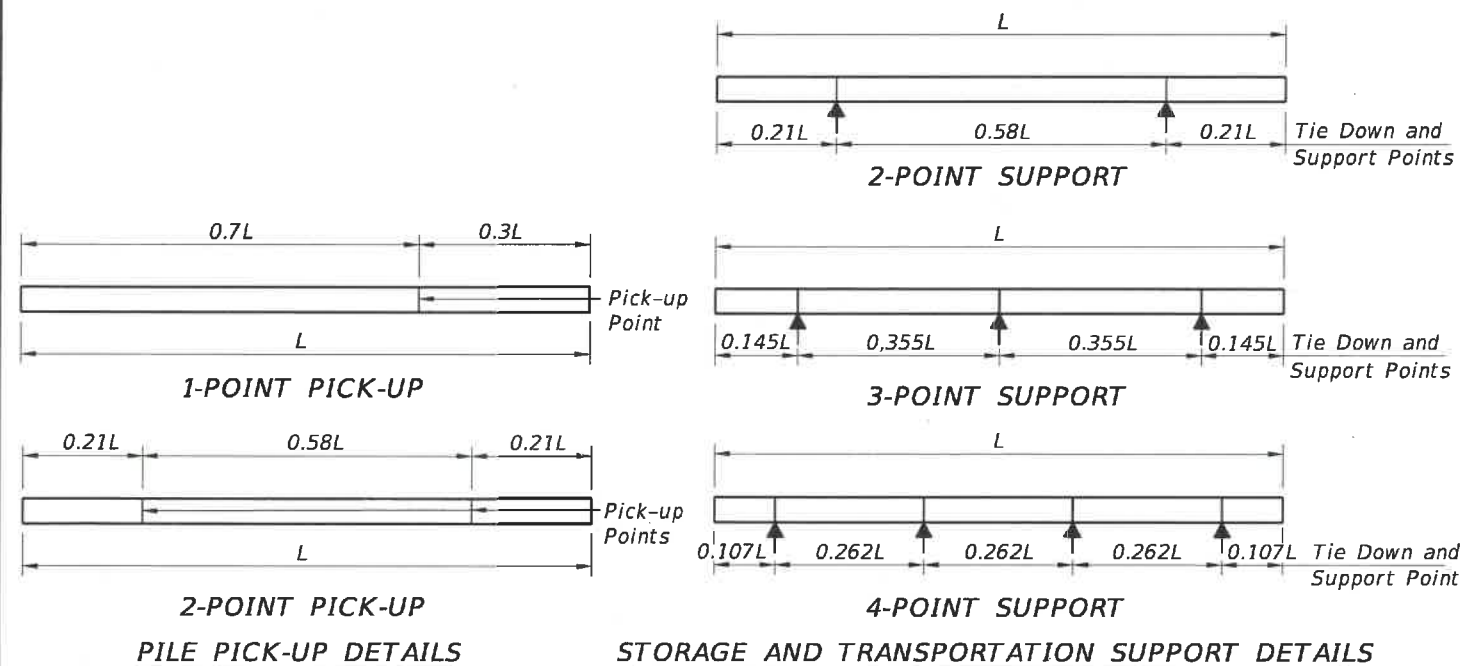
- | | |
|-------------------------------------|----------------------------------|
| <input type="checkbox"/> | Design Bulletin (Interim) |
| <input type="checkbox"/> | DCE Memo |
| <input checked="" type="checkbox"/> | Program Mgmt. Bulletin |
| <input checked="" type="checkbox"/> | FY-Standard Plans (Next Release) |

Contact the Roadway Design Office for assistance in completing this form

Email to: Rick Jenkins rick.jenkins@dot.state.fl.us and Darren Martin darren.martin@dot.state.fl.us



ELEVATION



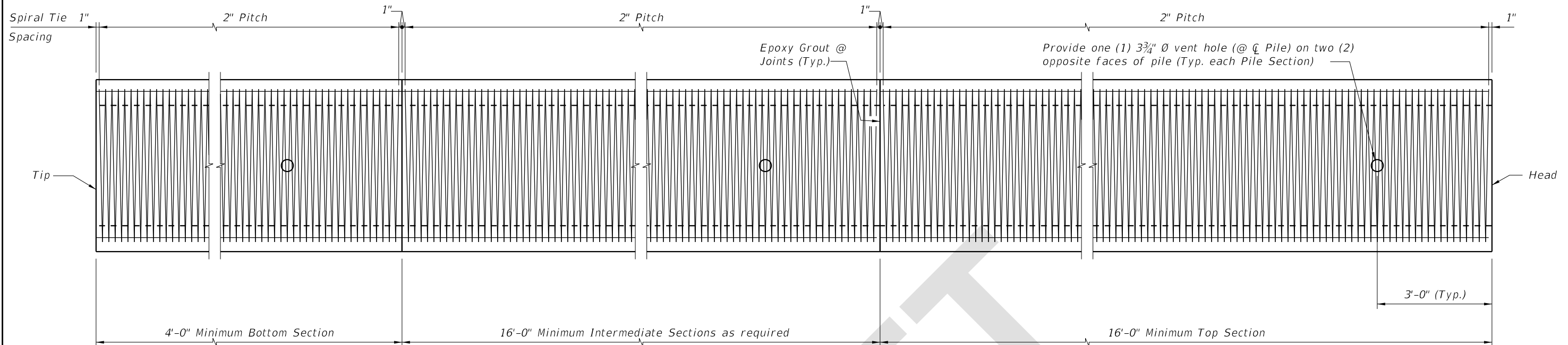
NOTES

1. Work this Index with the Pile Data Table in the Structures Plans.
2. Concrete:
 - A. Piles: Class V (Special)
 - B. Splice: Class IV
 - C. See "GENERAL NOTES" in Structures Plans for locations where the use of Highly Reactive Pozzolans is required for options using stainless steel strand and reinforcing.
3. Concrete Strength at time of prestress transfer:
 - A. Piles: 6,000 psi minimum.
4. Reinforcing:
 - A. Bars:
 - a. Stainless Steel: Meet the requirements of Specification Section 931 for Type 304, Grade 75.
 - b. Carbon FRP: Meet the requirements of Specification Section 932.
 - B. Prestressing Strands:
 - a. Stainless Steel: Seven-wire HSSS, UNS S32205 (Type 2205) or UNS S31803 strand, meeting the requirements of Specification Section 933.
 - b. Carbon FRP: Meet the requirements of Specification Section 933.
 - C. Spiral Ties:
 - a. One half turn is required for carbon steel spiral splice.
 - b. One full turn is required at the pile head and tip.
5. Pile Splices:
 - A. Epoxy: Type AB Epoxy Compound or Mortar must meet the requirements of Specification Section 926.
 - a. Use a Type AB Epoxy Bonding Compound or Epoxy Mortar, as recommended by the Manufacturer, to form the joint between pile sections.
 - b. Use a Type AB Epoxy Bonding Compound as a bonding agent on internal pile surfaces.
 - B. Driving: Resume pile driving after splice concrete reaches a minimum strength of 5,500 psi.
6. Mark piles at the pick-up points to indicate the proper points for attaching handling lines.

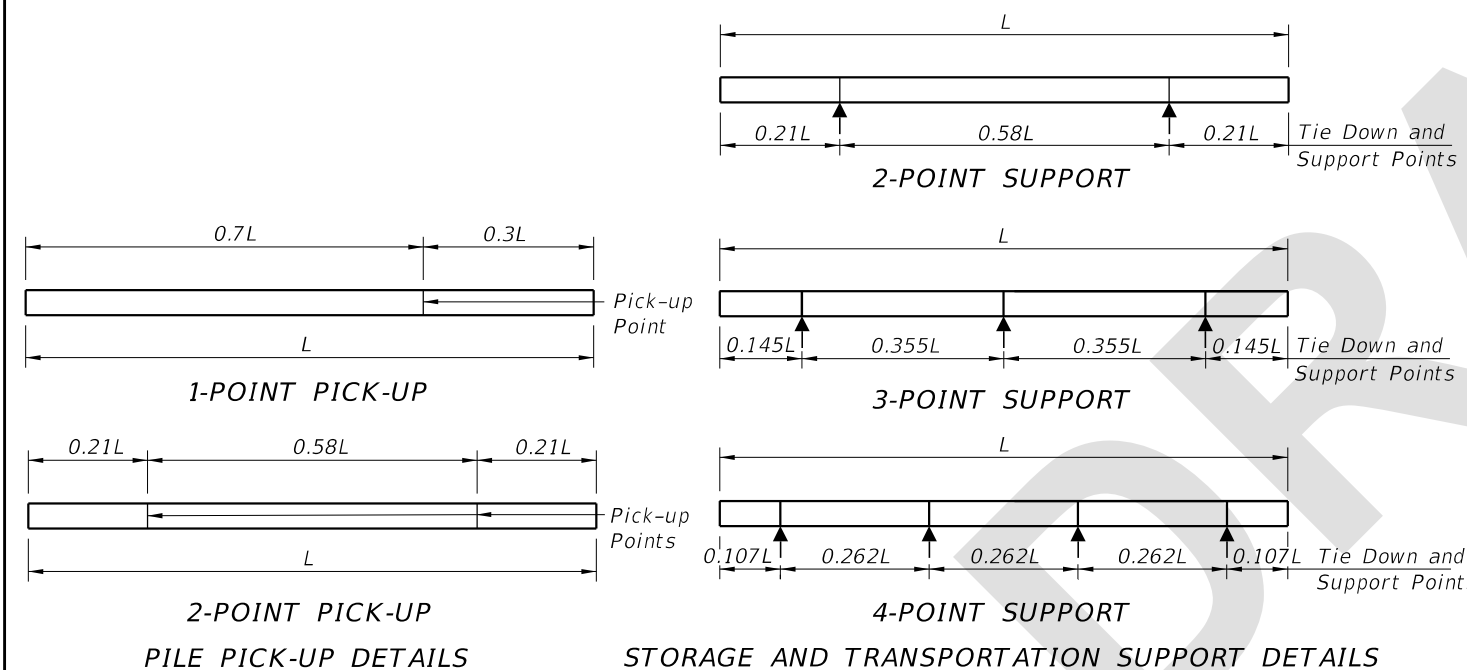
Maximum Pile Length (Feet)	Required Storage and Transportation Detail	Pick-Up Detail
119	2, 3, or 4 point	1 Point
170	2, 3, or 4 point	2 Point

10/8/2020 10:24:39 AM

LAST REVISION	DESCRIPTION:
11/01/20	
	11/01/22



ELEVATION



NOTES

1. Work this Index with the Pile Data Table in the Structures Plans.
2. Concrete:
 - A. Piles: Class V
 - B. Splice: Class IV
 - C. See "GENERAL NOTES" in Structures Plans for locations where the use of Highly Reactive Pozzolans is required for options using stainless steel strand and reinforcing.
3. Concrete Strength at time of prestress transfer:
 - A. Piles: 6,000 psi minimum.
4. Reinforcing:
 - A. Bars:
 - a. Stainless Steel: Meet the requirements of Specification Section 931 for Type 304, Grade 75.
 - b. Carbon FRP: Meet the requirements of Specification Section 932.
 - B. Prestressing Strands:
 - a. Stainless Steel: Seven-wire HSSS, UNS S32205 (Type 2205) or UNS S31803 strand, meeting the requirements of Specification Section 933.
 - b. Carbon FRP: Meet the requirements of Specification Section 933.
 - C. Spiral Ties:
 - a. One half turn is required for carbon steel spiral splice.
 - b. One full turn is required at the pile head and tip.
5. Pile Splices:
 - A. Epoxy: Type AB Epoxy Compound or Mortar must meet the requirements of Specification Section 926.
 - a. Use a Type AB Epoxy Bonding Compound or Epoxy Mortar, as recommended by the Manufacturer, to form the joint between pile sections.
 - b. Use a Type AB Epoxy Bonding Compound as a bonding agent on internal pile surfaces.
 - B. Driving: Resume pile driving after splice concrete reaches a minimum strength of 5,500 psi.
6. Mark piles at the pick-up points to indicate the proper points for attaching handling lines.

Maximum Pile Length (Feet)	Required Storage and Transportation Detail	Pick-Up Detail
119	2, 3, or 4 point	1 Point
170	2, 3, or 4 point	2 Point

7/22/2022 1:54:54 PM