
ORIGINATION FORM

Proposed Revisions to a Standard Plans Index

(Please provide all information — Incomplete forms will be returned)

Contact Information:

Date: February 9, 2022
Originator: Joshua Turley
Phone: (850) 414-4475
Email: joshua.turley@dot.state.fl.us

Standard Plans:

Index Number: 415-010
Sheet Number (s): 1
Index Title: BAR BENDING DETAILS (FRP)

Summary of the changes:

Sheet 1: Added new bar bend type.

Commentary / Background:

GFRP manufacturers have advised that they can make this bent shape, which is commonly used for bent cap shear stirrups on FDOT projects.

Other Affected Offices / Documents: (Provide name of person contacted)

- | Yes | No | |
|--------------------------|-------------------------------------|-----------------------------|
| <input type="checkbox"/> | <input checked="" type="checkbox"/> | Other Standard Plans – |
| <input type="checkbox"/> | <input checked="" type="checkbox"/> | FDOT Design Manual – |
| <input type="checkbox"/> | <input checked="" type="checkbox"/> | Basis of Estimates Manual – |
| <input type="checkbox"/> | <input checked="" type="checkbox"/> | Standard Specifications – |
| <input type="checkbox"/> | <input checked="" type="checkbox"/> | Approved Product List – |
| <input type="checkbox"/> | <input checked="" type="checkbox"/> | Construction – |
| <input type="checkbox"/> | <input checked="" type="checkbox"/> | Maintenance – |

Origination Package Includes:

(Email or hand deliver package to Rick Jenkins)

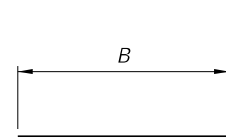
- | Yes | N/A | |
|-------------------------------------|--------------------------|--|
| <input checked="" type="checkbox"/> | <input type="checkbox"/> | Redline Mark-ups |
| <input type="checkbox"/> | <input type="checkbox"/> | Proposed Standard Plan Instruction (SPI) |
| <input type="checkbox"/> | <input type="checkbox"/> | Revised SPI |
| <input type="checkbox"/> | <input type="checkbox"/> | Other Support Documents |

Implementation:

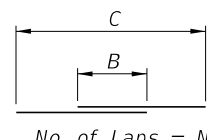
- | | |
|-------------------------------------|----------------------------------|
| <input type="checkbox"/> | Design Bulletin (Interim) |
| <input type="checkbox"/> | DCE Memo |
| <input checked="" type="checkbox"/> | Program Mgmt. Bulletin |
| <input checked="" type="checkbox"/> | FY-Standard Plans (Next Release) |

Contact the Roadway Design Office for assistance in completing this form

Email to: Rick Jenkins rick.jenkins@dot.state.fl.us and Darren Martin darren.martin@dot.state.fl.us

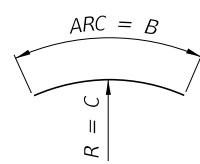


TYPE 1

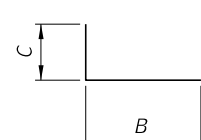


No. of Laps = N

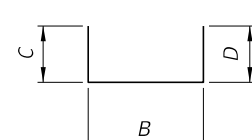
TYPE 2



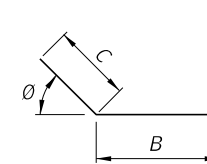
TYPE 3



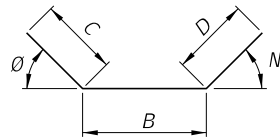
TYPE 10



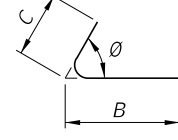
TYPE 11



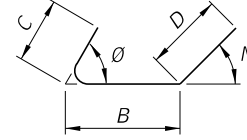
TYPE 12



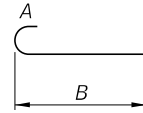
TYPE 13



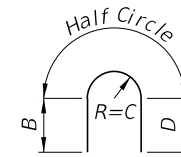
TYPE 14



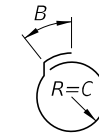
TYPE 15



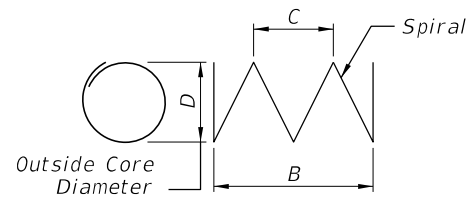
TYPE 17



TYPE 23

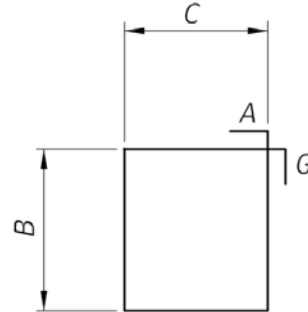


TYPE 24



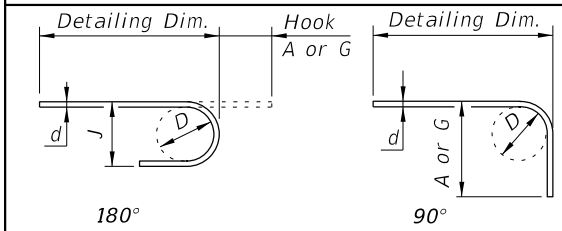
TYPE 39

SINGLE BAR BENDING DETAILS



TYPE 4

HOOK DETAILS



| BAR SIZE | D | 180° HOOKS | | 90° HOOKS |
|----------|--------|------------|----|-----------|
| | | A OR G | J | A OR G |
| #3 | 2 1/4" | 5" | 3" | 6" |
| #4 | 3" | 6" | 4" | 8" |
| #5 | 3 3/4" | 7" | 5" | 10" |
| #6 | 4 1/2" | 8" | 6" | 1'-0" |
| #7 | 5 1/4" | 10" | 7" | 1'-2" |
| #8 | 6" | 11" | 8" | 1'-4" |

NOTES

GENERAL
All dimensions are out-to-out.
For Bar dimensions See REINFORCING BAR LIST Sheet(s) in Structures Plans.

SPIRALS (TYPE 39 BARS)

C = Pitch
B = Overall Height
N = Total number of closed turns at Top and Bottom of columns
Spirals = 1.5 turns

Include spiral splice in Contract Unit Price for FRP Reinforcing.

HOOKS

All Dimensions are approximate.
Hook Styles Detailed on this sheet are for Illustration Only.
Actual Hook Style for any particular bar will be shown under A or G Heading on REINFORCING BAR LIST sheet(s) in Structures Plans.

9/23/2021 8:08:24 AM

| | |
|-----------------------------|--------------|
| LAST REVISION 11/01/2022 | DESCRIPTION: |
|-----------------------------|--------------|

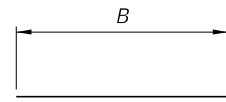


FY 2022-23
STANDARD PLANS

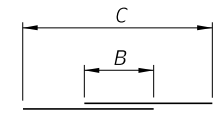
BAR BENDING DETAILS (FRP)

INDEX
415-010

SHEET
1 of 1

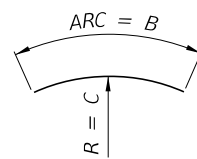


TYPE 1

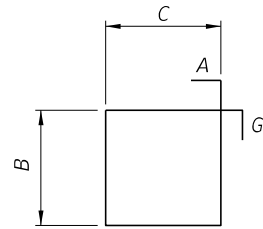


No. of Laps = N

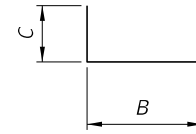
TYPE 2



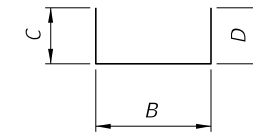
TYPE 3



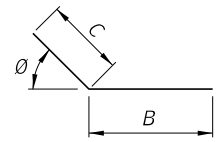
TYPE 4



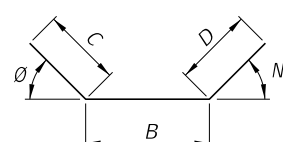
TYPE 10



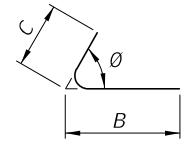
TYPE 11



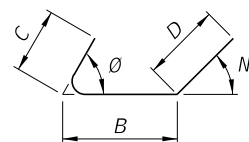
TYPE 12



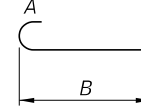
TYPE 13



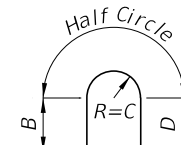
TYPE 14



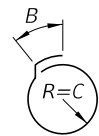
TYPE 15



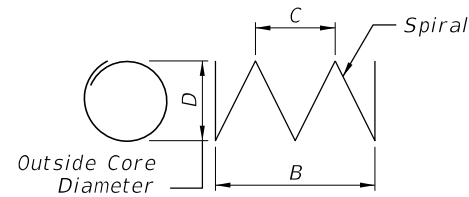
TYPE 17



TYPE 23



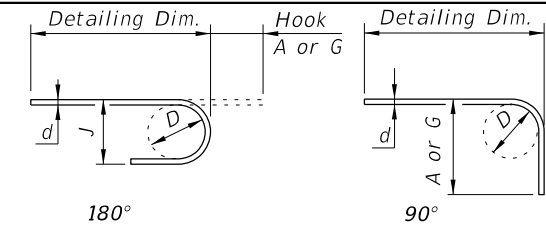
TYPE 24



TYPE 39

SINGLE BAR BENDING DETAILS

HOOK DETAILS



| BAR SIZE | D | 180° HOOKS | | 90° HOOKS |
|----------|--------|------------|----|-----------|
| | | A OR G | J | A OR G |
| #3 | 2 1/4" | 5" | 3" | 6" |
| #4 | 3" | 6" | 4" | 8" |
| #5 | 3 3/4" | 7" | 5" | 10" |
| #6 | 4 1/2" | 8" | 6" | 1'-0" |
| #7 | 5 1/4" | 10" | 7" | 1'-2" |
| #8 | 6" | 11" | 8" | 1'-4" |

NOTES

GENERAL
 All dimensions are out-to-out.
 For Bar dimensions See REINFORCING BAR LIST Sheet(s) in Structures Plans.

SPIRALS (TYPE 39 BARS)

C = Pitch
 B = Overall Height
 N = Total number of closed turns at Top and Bottom of columns

Spirals = 1.5 turns
 Include spiral splice in Contract Unit Price for FRP Reinforcing.

HOOKS

All Dimensions are approximate.
 Hook Styles Detailed on this sheet are for Illustration Only.
 Actual Hook Style for any particular bar will be shown under A or G Heading on REINFORCING BAR LIST sheet(s) in Structures Plans.

7/11/2022 12:14:50 PM