

---

## Index 711-003 Interchange Markings

### ORIGINATION

**Date:** 7-22-21

**Name:** Derwood Sheppard

**Phone:** 850 414-4334

**Email:** Derwood.Sheppard@dot.state.fl.us

### COMMENTARY

Updates were needed to make the index consistent with the MUTCD 11th Edition. "Wide lines" must be at least 10" in width if 6" standard line widths are used. Chevrons are to be used on both entrance and exit ramps. Lane line extensions will extend to tapers.

### COMMENTS AND RESPONSES

**BLACK** = Industry Review Comments    **RED** = Standard Plans Response    **GREEN** = Change Made to Index

**Name:** Andy Ferlita

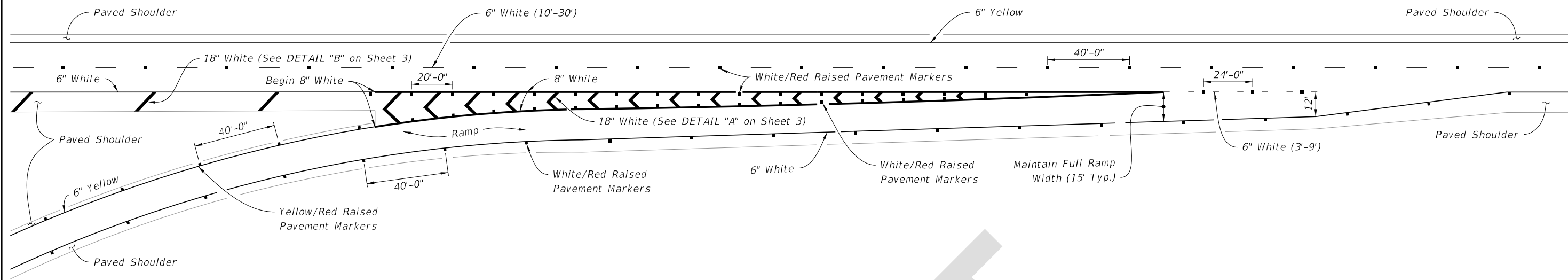
**Date:** 9-1-21

**COMMENT:** All Off-Ramp Gore Areas are now 10" white and all On-Ramp Gore Areas are now 12" white, is this correct? I was just confused as to why the white lines would be different widths.

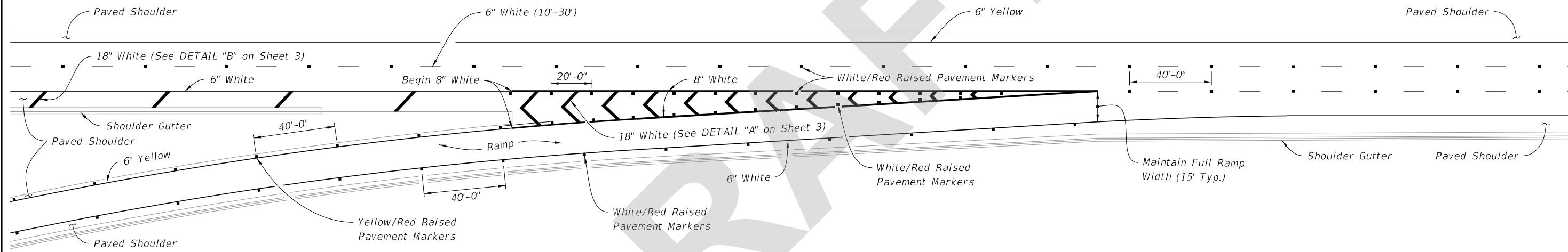
**RESPONSE:** After further consideration additional coordination with other department documents is needed. The revision from 8" wide lines to 10" wide lines is no longer proposed.

**Change Made:** The revision from 8" wide lines to 10" wide lines will revert back to 8".

**Date:** 9/9/21



TAPER - TYPE ENTRANCE




PARALLEL - TYPE ENTRANCE

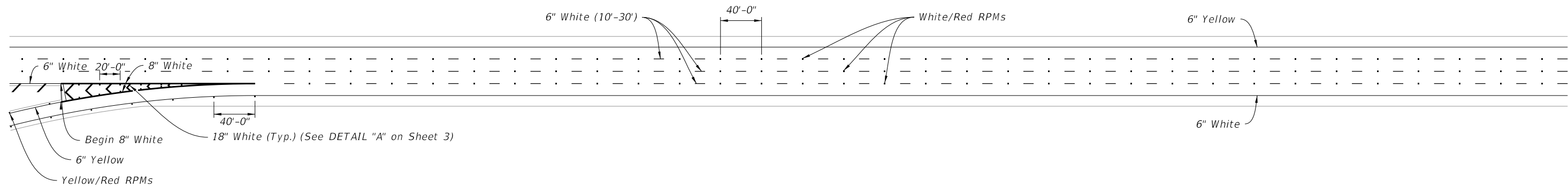
GENERAL NOTES:

1. Make the traffic face of the raised pavement marker (RPM) the same color as the pavement marking that it is supplementing.
2. See Index 706-001 for additional Raised Pavement Markers (RPM) requirements.

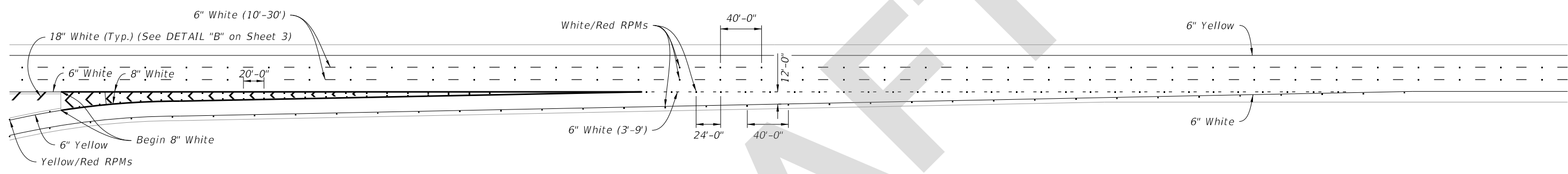
9/9/2021 2:39:29 PM

SINGLE LANE RAMPS - ENTRANCE TERMINALS

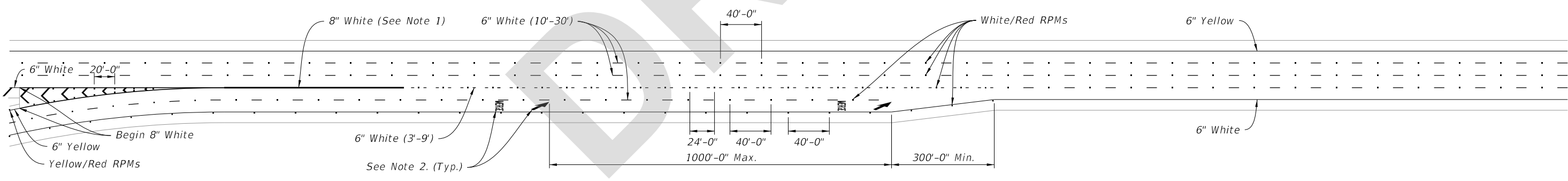
LAST REVISION 11/01/21	REVISION	DESCRIPTION:	 FY 2022-23 STANDARD PLANS	INTERCHANGE MARKINGS	INDEX 711-003	SHEET 1 of 8
---------------------------	----------	--------------	---	----------------------	------------------	-----------------



PARALLEL-TYPE ENTRANCE WITH ADDED LANE



TAPER-TYPE ENTRANCE



TWO-LANE PARALLEL-TYPE ENTRANCE WITH ADDED LANE  
(Single-Lane Parallel-Type Entrance Without Added Lane Similar, See Note 3)

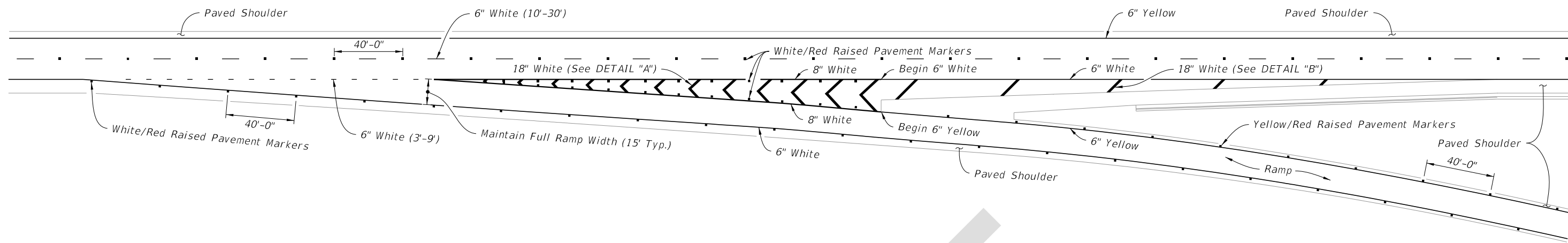
NOTES:

1. Extend this 8" white Pavement Marker one-fourth the length of the acceleration lane from the gore markings.
2. See Index 711-001 for pavement message dimensions and details.
3. Discontinue the 6" White (3'-9") Dotted Interchange Line where the merging taper begins for a Single-Lane Parallel-Type Entrance Without Added Lane. Merge Pavement Message and Arrow only used for Two-Lane Entrances.

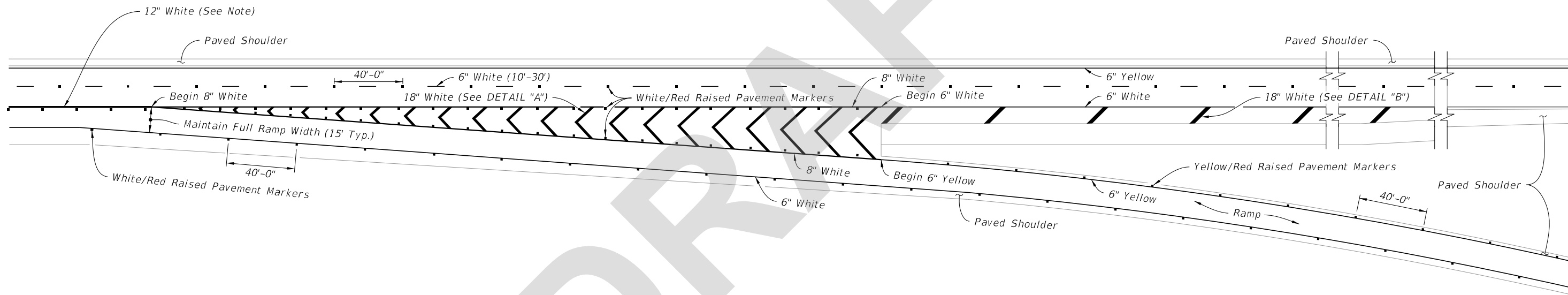
TYPICAL PAVEMENT MARKINGS AT ENTRANCE RAMPS

9/9/2021 2:39:29 PM

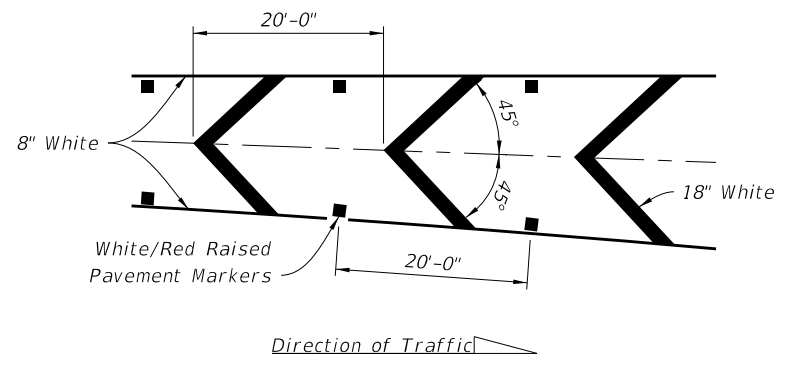
LAST REVISION 11/01/21	REVISION	DESCRIPTION:	 FY 2022-23 STANDARD PLANS	INTERCHANGE MARKINGS	INDEX 711-003	SHEET 2 of 8
---------------------------	----------	--------------	--	----------------------	------------------	-----------------



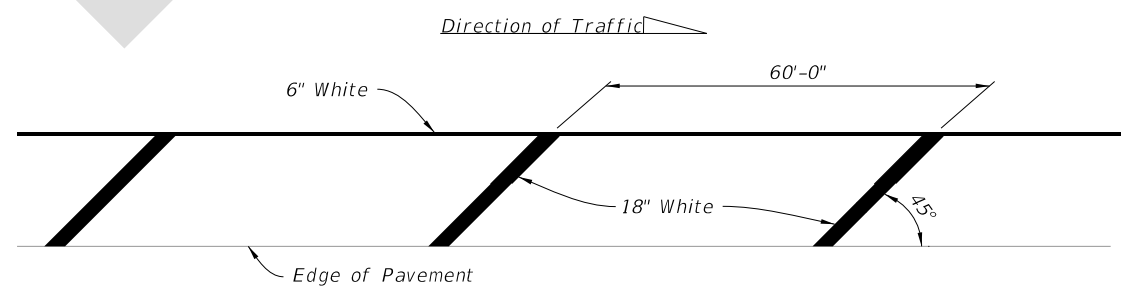
TWO THRU LANES



THREE APPROACH LANES - TWO THRU LANES



DETAIL "A"



DETAIL "B"

**NOTE:**  
Extend 12" White 300' from the gore markings.

SINGLE LANE RAMPS - EXIT TERMINALS

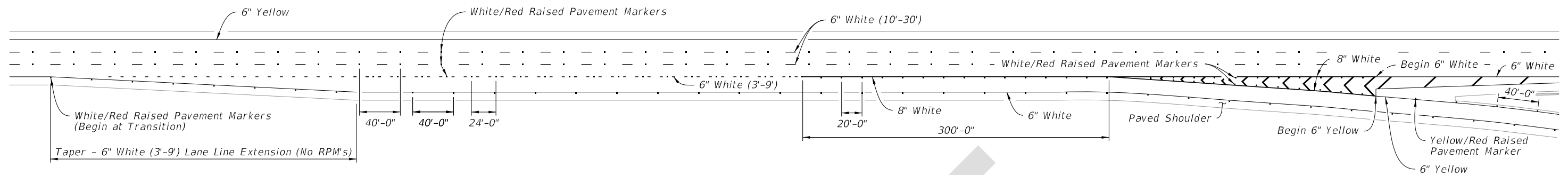
9/9/2021 2:39:30 PM

LAST REVISION 11/01/21	DESCRIPTION:
---------------------------	--------------

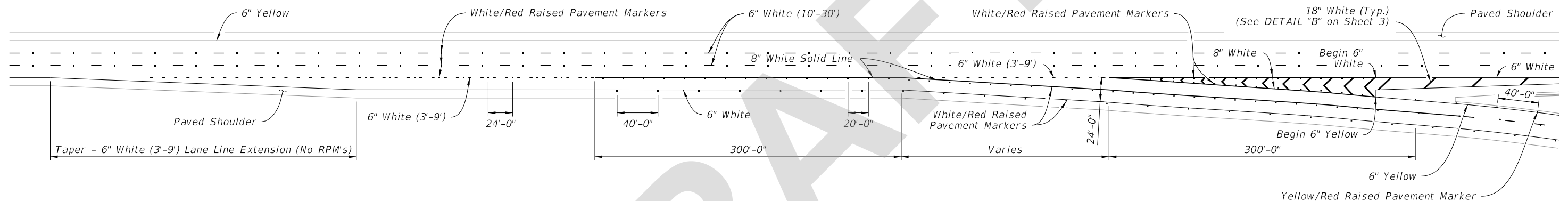

**FY 2022-23  
STANDARD PLANS**

**INTERCHANGE MARKINGS**

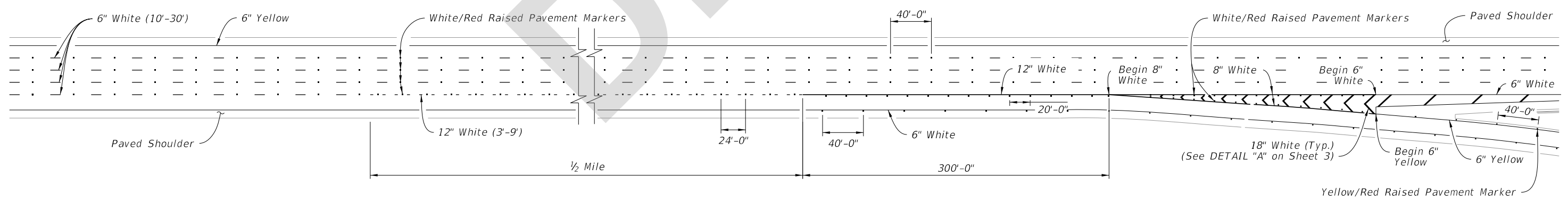
INDEX 711-003	SHEET 3 of 8
------------------	-----------------



PARALLEL DECELERATION LANE



MARKINGS AT DUAL LANE EXITS



LANE DROP MARKINGS AT EXIT RAMP

TYPICAL PAVEMENT MARKINGS AT EXIT RAMPS

9/9/2021 2:39:31 PM


LAST REVISION 11/01/21	DESCRIPTION:
---------------------------	--------------


 FY 2022-23  
 STANDARD PLANS

INTERCHANGE MARKINGS

INDEX 711-003	SHEET 4 of 8
------------------	-----------------

9/9/2021 2:39:31 PM



**NOTE:**  
 Post delineators spaced at 40' on curves of the entrance and exit of ramps. The spacing on the tangent portion of the ramp section is 300'-0". All delineators are to be setback 4' from shoulder break. Post delineators should not be discontinued in sections with guardrail.

TYPICAL CURVED EXIT RAMP

TYPICAL CURVED EXIT RAMP

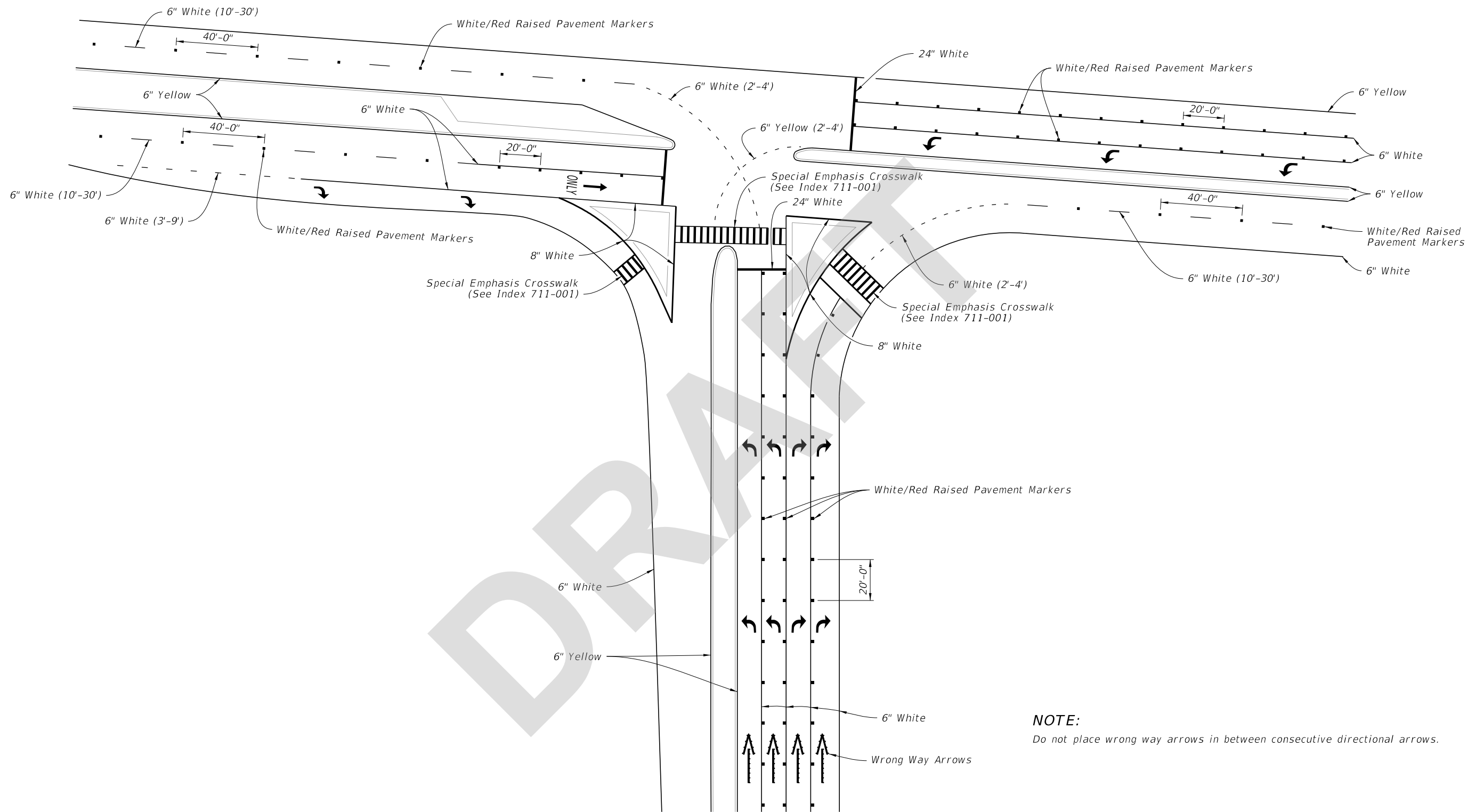
LAST REVISION 11/01/21	REVISION	DESCRIPTION:
---------------------------	----------	--------------


 FY 2022-23  
 STANDARD PLANS

INTERCHANGE MARKINGS

INDEX 711-003	SHEET 5 of 8
------------------	-----------------

9/9/2021 2:39:32 PM



**NOTE:**  
Do not place wrong way arrows in between consecutive directional arrows.

**TYPICAL PARTIAL CLOVERLEAF/TRUMPET EXIT RAMP**

LAST REVISION 11/01/21	REVISION	DESCRIPTION:
---------------------------	----------	--------------



FY 2022-23  
STANDARD PLANS

INTERCHANGE MARKINGS

INDEX  
711-003

SHEET  
7 of 8