

---

## ORIGINATION FORM

---

Proposed Revisions to a Standard Plans Index  
(Please provide all information — Incomplete forms will be returned)

**Contact Information:**

Date: March 5, 2021  
Originator: Rick Jenkins  
Phone: (850) 414-4355  
Email: rick.jenkins@dot.state.fl.us

**Standard Plans:**

Index Number: 711-003  
Sheet Number (s): 5 and 6  
Index Title: Interchange Markings

**Summary of the changes:**

Sheet 5: Moved Detail "C" from sheet 5 to Sheet 3 of Index 706-001; Moved Note 1 to the Wrong-Way Arrow callout at the Gore; Deleted Note 2; Deleted the "See Note 3" reference from the Yellow Post Mounted Delineator callout.

Sheet 6: Moved Note 1 to the Wrong-Way Arrow callout at the Gore; Deleted the note reference and the Detail "C" reference for the Wrong-Way Arrow callout on the off ramp.

**Commentary / Background:**

The Wrong-Way Arrow detail was moved to Index 706-001 as it applies to other situations in addition to Interchange Markings. A reference was added to Index 706-001.

**Other Affected Offices / Documents:** (Provide name of person contacted)

- | Yes                                 | No                       |                             |
|-------------------------------------|--------------------------|-----------------------------|
| <input checked="" type="checkbox"/> | <input type="checkbox"/> | Other Standard Plans –      |
| <input type="checkbox"/>            | <input type="checkbox"/> | FDOT Design Manual –        |
| <input type="checkbox"/>            | <input type="checkbox"/> | Basis of Estimates Manual – |
| <input type="checkbox"/>            | <input type="checkbox"/> | Standard Specifications –   |
| <input type="checkbox"/>            | <input type="checkbox"/> | Approved Product List –     |
| <input type="checkbox"/>            | <input type="checkbox"/> | Construction –              |
| <input type="checkbox"/>            | <input type="checkbox"/> | Maintenance –               |

**Origination Package Includes:**

(Email or hand deliver package to Rick Jenkins)

- | Yes                                 | N/A                      |  |
|-------------------------------------|--------------------------|--|
| <input checked="" type="checkbox"/> | <input type="checkbox"/> | Redline Mark-ups                         |
| <input type="checkbox"/>            | <input type="checkbox"/> | Proposed Standard Plan Instruction (SPI) |
| <input type="checkbox"/>            | <input type="checkbox"/> | Revised SPI                              |
| <input type="checkbox"/>            | <input type="checkbox"/> | Other Support Documents                  |

**Implementation:**

- |                                     |                                  |
|-------------------------------------|----------------------------------|
| <input type="checkbox"/>            | Design Bulletin (Interim)        |
| <input type="checkbox"/>            | DCE Memo                         |
| <input type="checkbox"/>            | Program Mgmt. Bulletin           |
| <input checked="" type="checkbox"/> | FY-Standard Plans (Next Release) |

---

Contact the Roadway Design Office for assistance in completing this form

---

Email to: Rick Jenkins [rick.jenkins@dot.state.fl.us](mailto:rick.jenkins@dot.state.fl.us) and Darren Martin [darren.martin@dot.state.fl.us](mailto:darren.martin@dot.state.fl.us)

---

## ORIGINATION FORM

---

Proposed Revisions to a Standard Plans Index  
(Please provide all information — Incomplete forms will be returned)

**Contact Information:**

Date: July 22, 2021  
Originator: Derwood Sheppard  
Phone: (850) 414-4334  
Email: derwood.sheppard@dot.state.fl.us

**Standard Plans:**

Index Number: 711-003  
Sheet Number (s): 1, 2, and 5  
Index Title: Interchange Markings

**Summary of the changes:**

Sheet 1: Add 18" white Chevrons to both entrance ramps. Dotted line for lane extension to extend to end of taper.  
Sheet 2: Add 18" white Chevrons to both entrance ramps. Dotted line for lane extension to extend to end of taper.  
Sheet 5: Add 18" white Chevrons to entrance ramp gore.

**Commentary / Background:**

Updates to lane extensions were made to make the index consistent with the upcoming MUTCD 11th Edition. Chevrons are to be used on both entrance and exit ramps. Lane line extensions will extend to tapers.

**Other Affected Offices / Documents:** (Provide name of person contacted)

Yes	No	
<input checked="" type="checkbox"/>	<input type="checkbox"/>	Other Standard Plans –
<input type="checkbox"/>	<input type="checkbox"/>	FDOT Design Manual –
<input type="checkbox"/>	<input type="checkbox"/>	Basis of Estimates Manual –
<input type="checkbox"/>	<input type="checkbox"/>	Standard Specifications –
<input type="checkbox"/>	<input type="checkbox"/>	Approved Product List –
<input type="checkbox"/>	<input type="checkbox"/>	Construction –
<input type="checkbox"/>	<input type="checkbox"/>	Maintenance –

**Origination Package Includes:**

(Email or hand deliver package to Rick Jenkins)

Yes	N/A	
<input checked="" type="checkbox"/>	<input type="checkbox"/>	Redline Mark-ups
<input type="checkbox"/>	<input type="checkbox"/>	Proposed Standard Plan Instruction (SPI)
<input type="checkbox"/>	<input type="checkbox"/>	Revised SPI
<input type="checkbox"/>	<input type="checkbox"/>	Other Support Documents

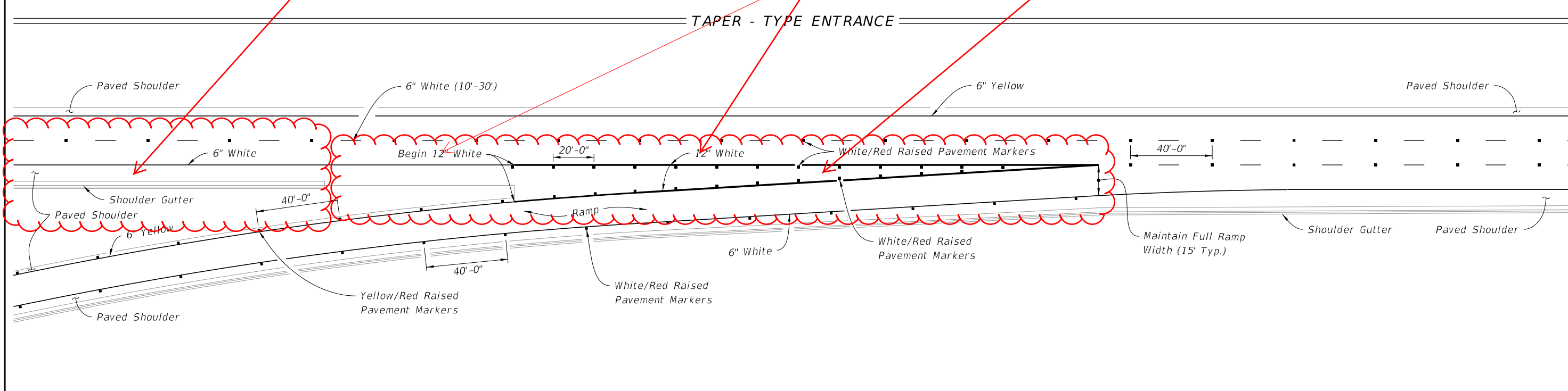
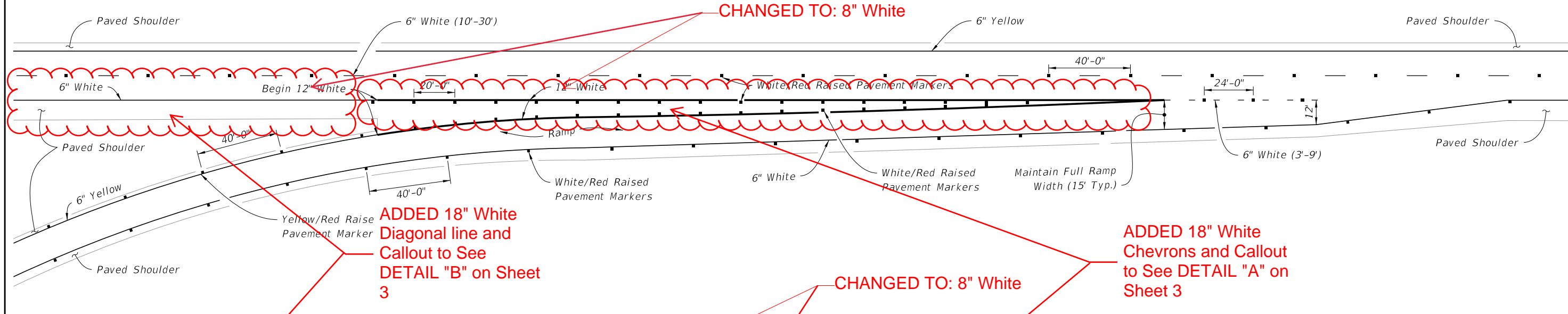
**Implementation:**

<input type="checkbox"/>	Design Bulletin (Interim)
<input type="checkbox"/>	DCE Memo
<input type="checkbox"/>	Program Mgmt. Bulletin
<input checked="" type="checkbox"/>	FY-Standard Plans (Next Release)

---

Contact the Roadway Design Office for assistance in completing this form

---



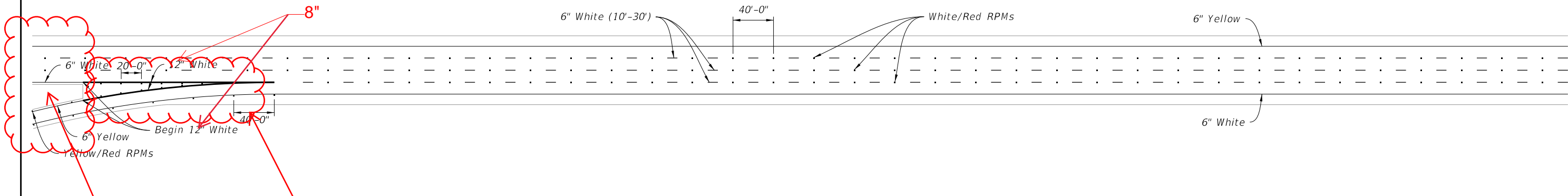
- GENERAL NOTES:**
1. Make the traffic face of the raised pavement marker (RPM) the same color as the pavement marking that it is supplementing.
  2. See Index 706-001 for additional Raised Pavement Markers (RPM) requirements.

10/12/2020 9:11:22 AM

11/01/21

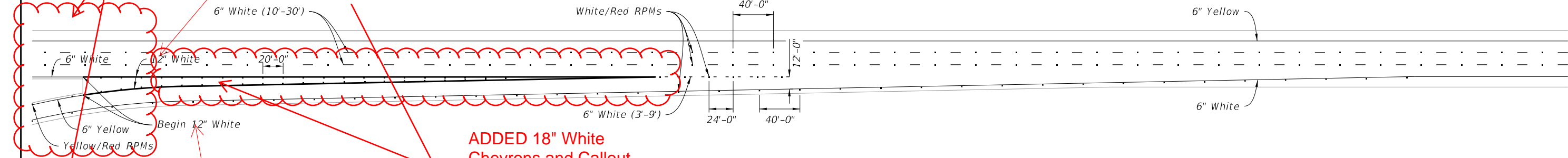
**SINGLE LANE RAMPS - ENTRANCE TERMINALS**

LAST REVISION	11/01/20	DESCRIPTION:	 FY 2021-22 STANDARD PLANS	INTERCHANGE MARKINGS	INDEX 711-003	SHEET 1 of 8
---------------	----------	--------------	--	----------------------	------------------	-----------------



ADDED 18" White Diagonal line and Callout to See DETAIL "B" on Sheet 3

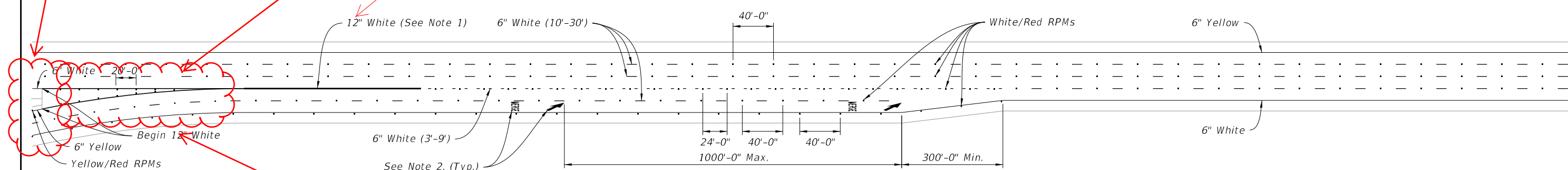
CHANGED TO: 8" White



CHANGED TO: 8" White

ADDED 18" White Chevrons and Callout to See DETAIL "A" on Sheet 3

CHANGED TO: 8" White



CHANGED TO: 8" White

**NOTES:**

1. Extend this 12" white Pavement Marker one-fourth the length of the acceleration lane from the gore markings.
2. See Index 711-001 for pavement message dimensions and details.
3. Discontinue the 6" White (3'-9") Dotted Interchange Line where the merging taper begins for a Single-Lane Parallel-Type Entrance Without Added Lane. Merge Pavement Message and Arrow only used for Two-Lane Entrances.

11/01/21

11/5/2020 10:30:43 AM

**TYPICAL PAVEMENT MARKINGS AT ENTRANCE RAMPS**

LAST REVISION	DESCRIPTION:
11/01/20	



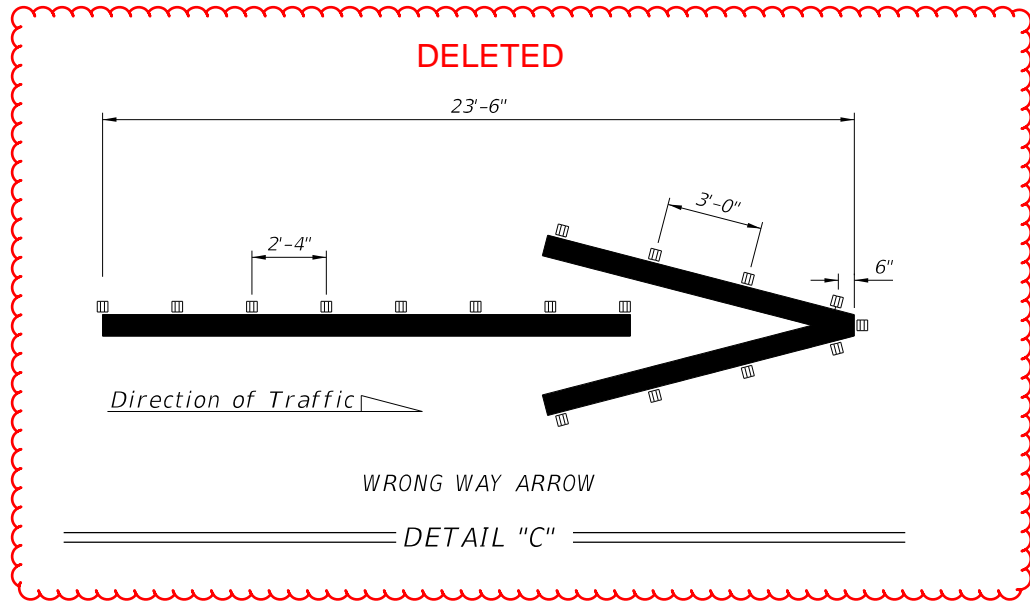
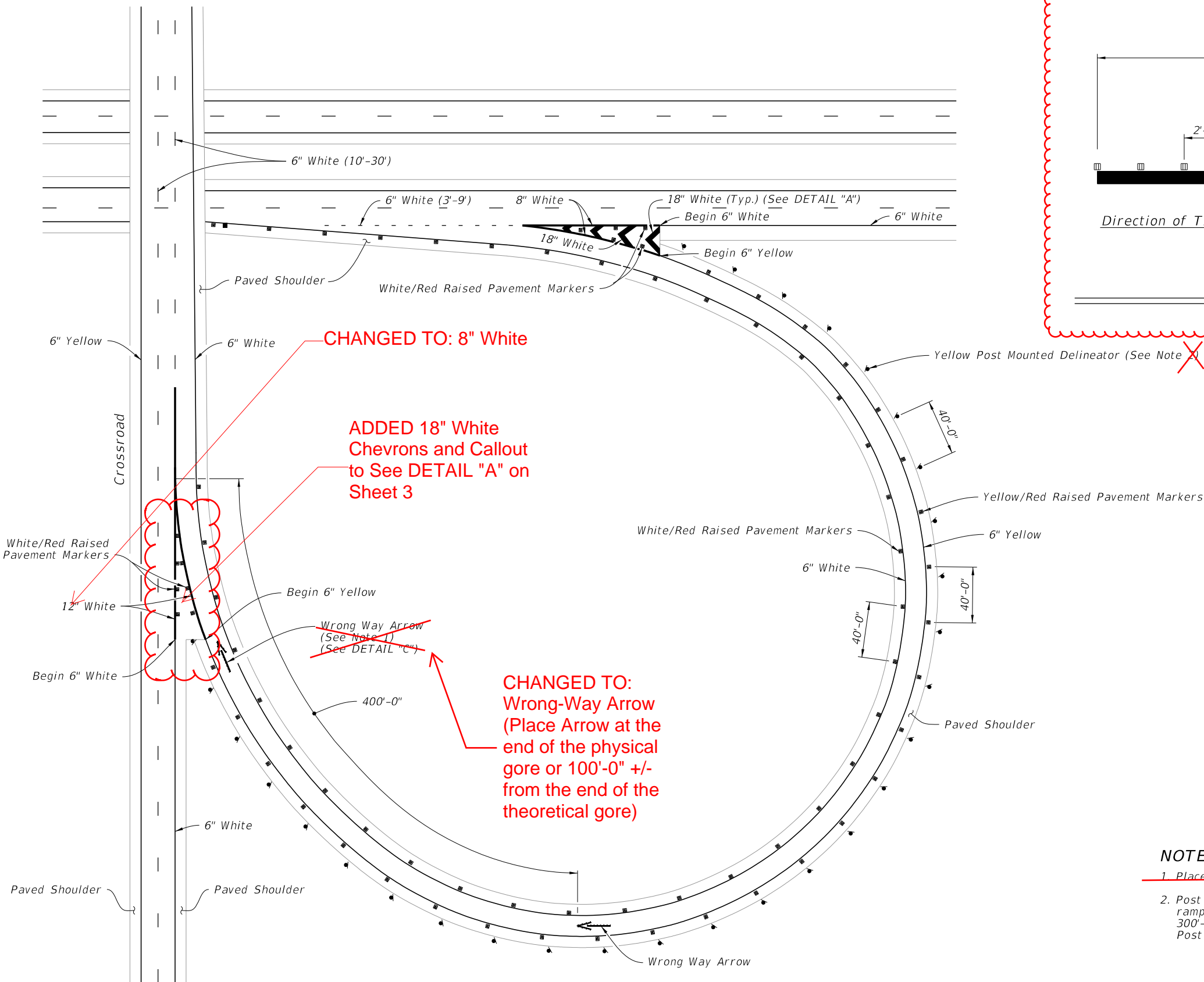
FY 2021-22  
STANDARD PLANS

INTERCHANGE MARKINGS

INDEX  
711-003

SHEET  
2 of 8

12:06:19 PM  
2/23/2021



**NOTES:**

- ~~1. Place the Wrong Way Arrow at the gore.~~
- 2. Post delineators spaced at 40' on curves of the entrance and exit of ramps. The spacing on the tangent portion of the ramp section is 300'-0". All delineators are to be setback 4' from shoulder break. Post delineators should not be discontinued in sections with guardrail.

**Deleted from title**

**TYPICAL CURVED EXIT RAMP AND WRONG WAY ARROW**

LAST REVISION	DESCRIPTION:
11/01/20	11/01/21

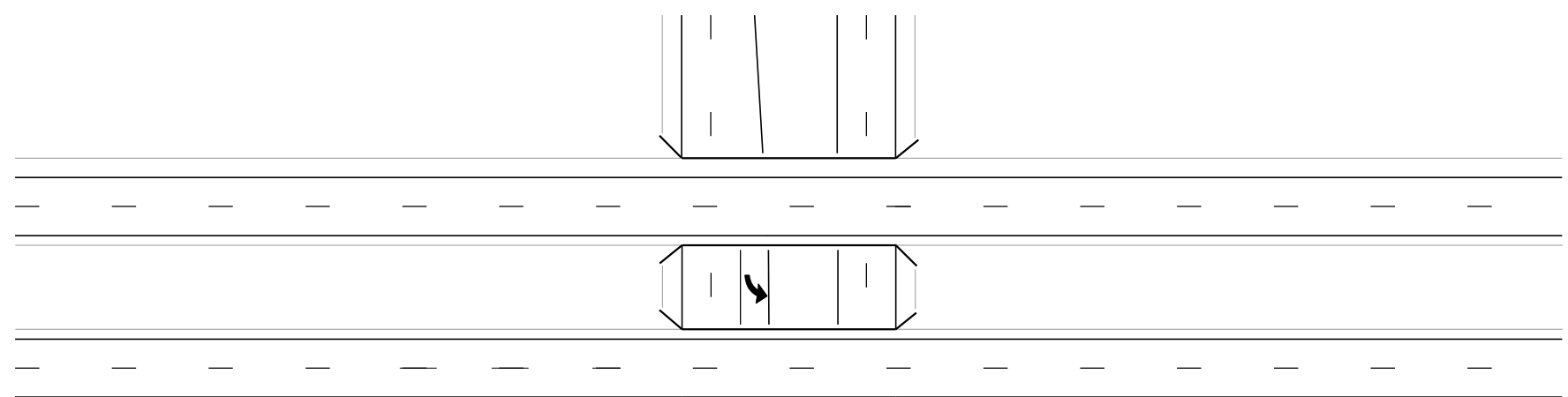


FY 2021-22  
STANDARD PLANS

INTERCHANGE MARKINGS

INDEX  
711-003

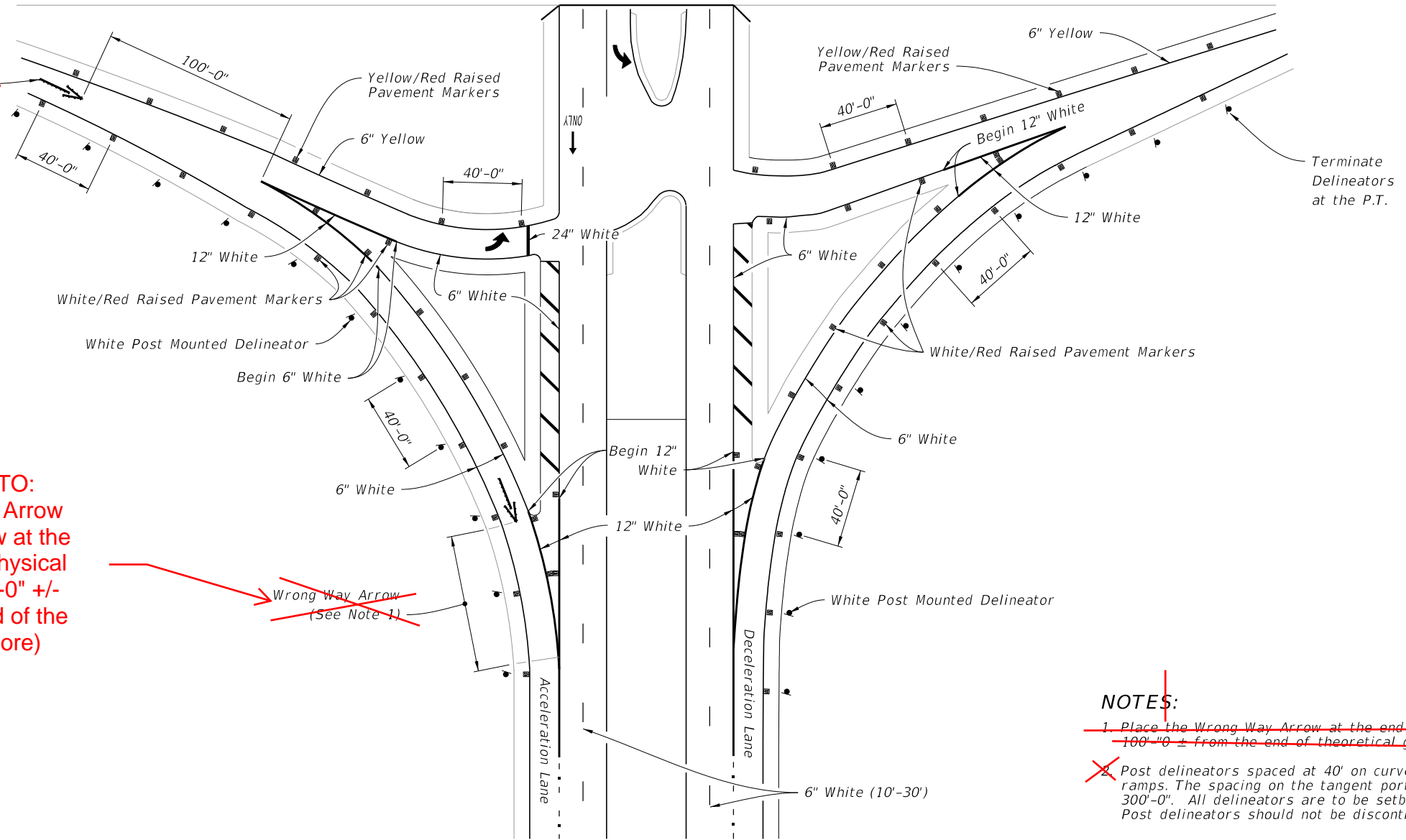
SHEET  
5 of 8



Wrong-Way Arrow

~~Wrong-Way Arrow (See Note 1)  
(See DETAIL "C", Sheet 5)~~

**CHANGED TO:**  
Wrong-Way Arrow  
(Place Arrow at the end of the physical gore or 100'-0" +/- from the end of the theoretical gore)



**NOTES:**

- ~~1. Place the Wrong Way Arrow at the end of the physical gore or 100'-0" +/- from the end of theoretical gore.~~
- ~~2. Post delineators spaced at 40' on curves of the entrance and exit of ramps. The spacing on the tangent portion of the ramp section is 300'-0". All delineators are to be setback 4' from shoulder break. Post delineators should not be discontinued in sections with guardrail.~~

2/23/2021 12:06:25 PM

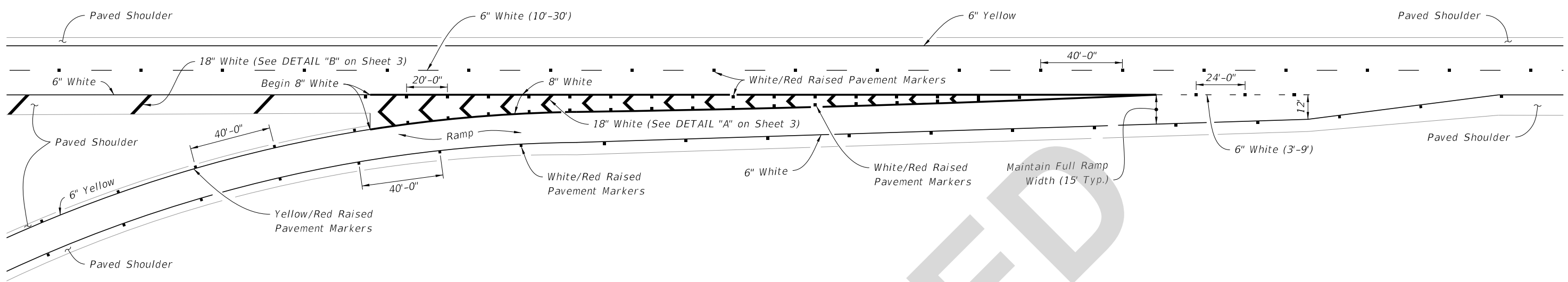
LAST REVISION	DESCRIPTION:
11/01/20	
11/01/21	


**FY 2021-22  
STANDARD PLANS**

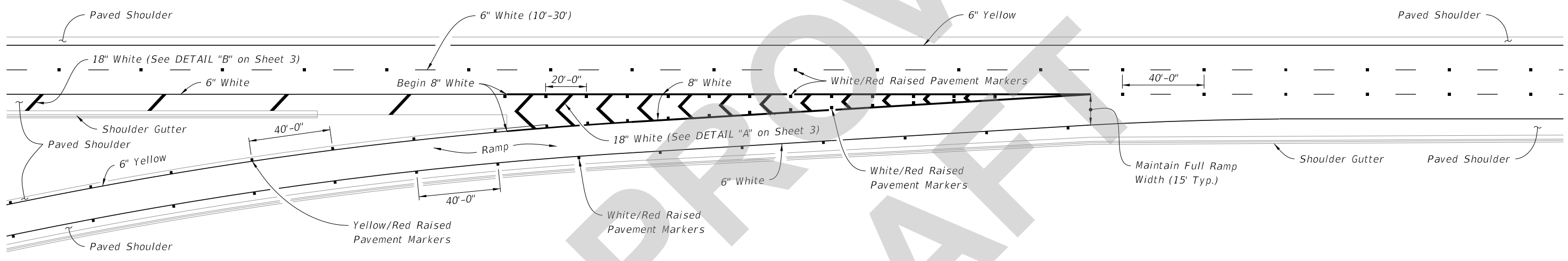
**INTERCHANGE MARKINGS**

INDEX	SHEET
711-003	6 of 8

**TYPICAL INTERSECTION**



TAPER - TYPE ENTRANCE



PARALLEL - TYPE ENTRANCE

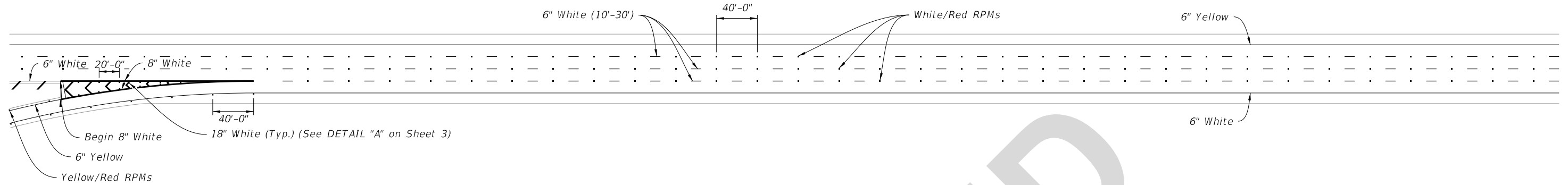
GENERAL NOTES:

1. Make the traffic face of the raised pavement marker (RPM) the same color as the pavement marking that it is supplementing.
2. See Index 706-001 for additional Raised Pavement Markers (RPM) requirements.

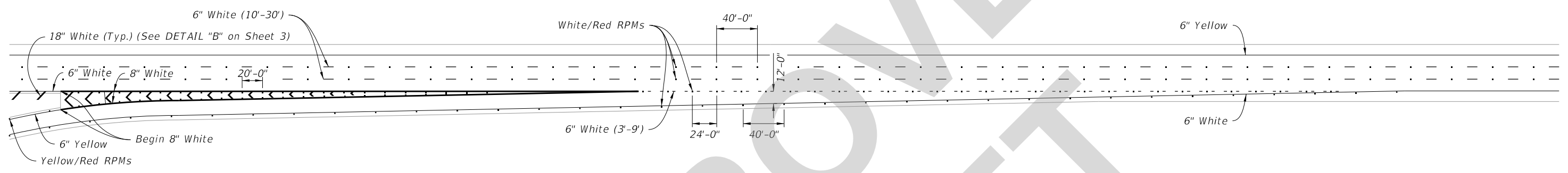
9/9/2021 2:39:29 PM

SINGLE LANE RAMPS - ENTRANCE TERMINALS

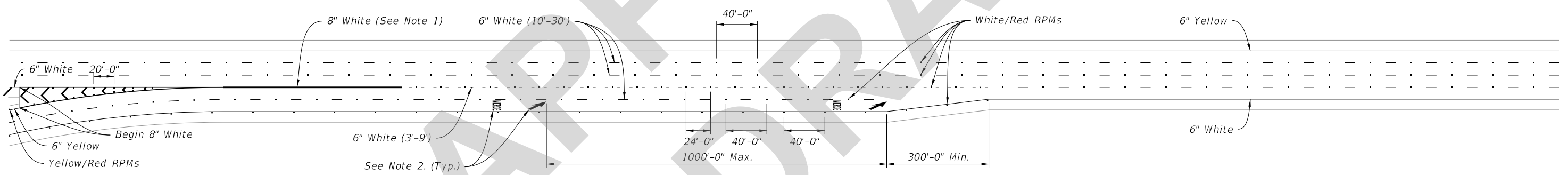
LAST REVISION 11/01/21	REVISION	DESCRIPTION:	 FY 2022-23 STANDARD PLANS	INTERCHANGE MARKINGS	INDEX 711-003	SHEET 1 of 8
---------------------------	----------	--------------	--	----------------------	------------------	-----------------



PARALLEL-TYPE ENTRANCE WITH ADDED LANE



TAPER-TYPE ENTRANCE



TWO-LANE PARALLEL-TYPE ENTRANCE WITH ADDED LANE  
(Single-Lane Parallel-Type Entrance Without Added Lane Similar, See Note 3)

NOTES:

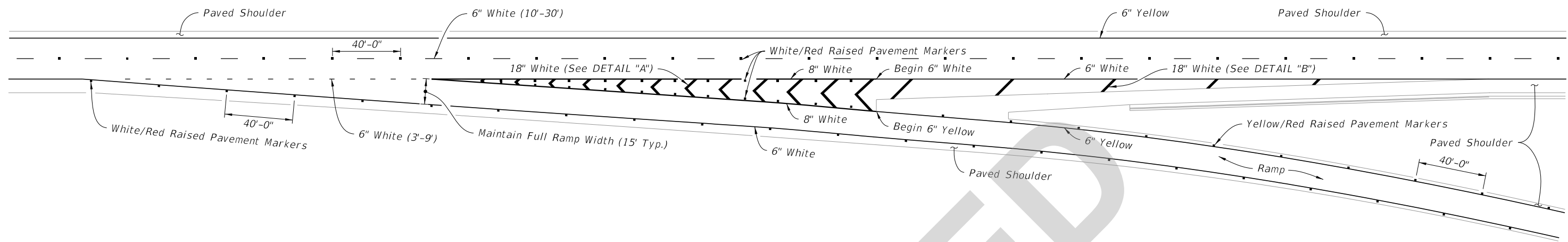
1. Extend this 8" white Pavement Marker one-fourth the length of the acceleration lane from the gore markings.
2. See Index 711-001 for pavement message dimensions and details.
3. Discontinue the 6" White (3'-9") Dotted Interchange Line where the merging taper begins for a Single-Lane Parallel-Type Entrance Without Added Lane. Merge Pavement Message and Arrow only used for Two-Lane Entrances.

TYPICAL PAVEMENT MARKINGS AT ENTRANCE RAMPS

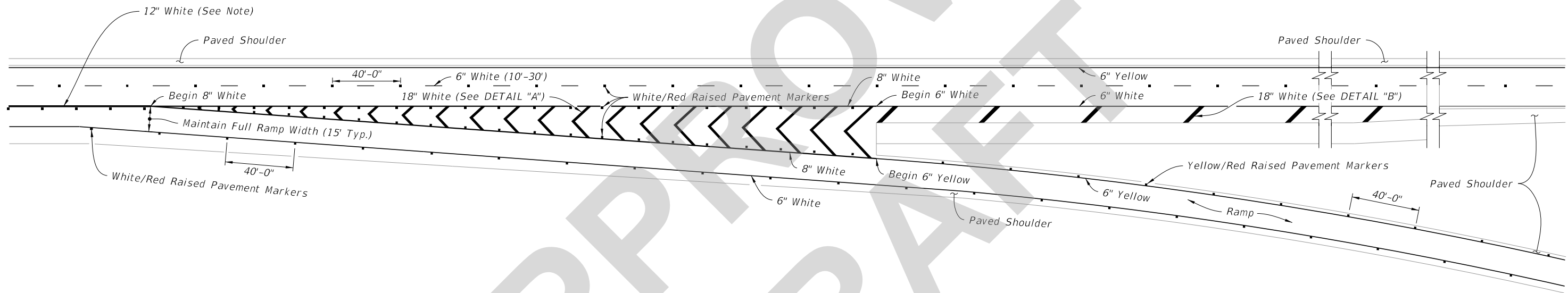
9/9/2021 2:39:29 PM

LAST REVISION 11/01/21	REVISION	DESCRIPTION:	 FY 2022-23 STANDARD PLANS	INTERCHANGE MARKINGS	INDEX 711-003	SHEET 2 of 8
---------------------------	----------	--------------	--	----------------------	------------------	-----------------

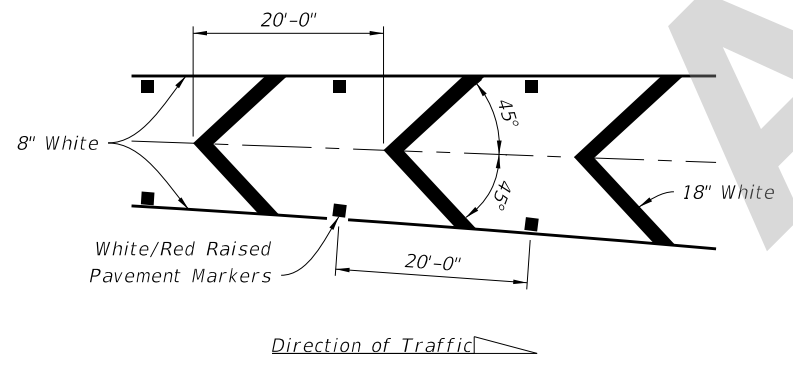




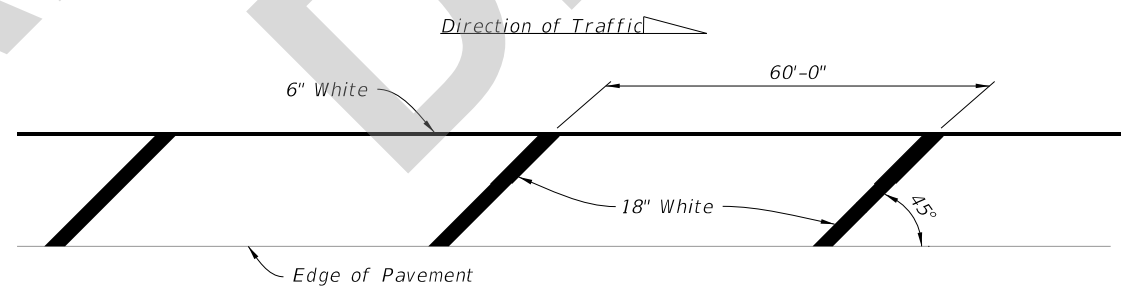
TWO THRU LANES



THREE APPROACH LANES - TWO THRU LANES



DETAIL "A"



DETAIL "B"

**NOTE:**  
Extend 12" White 300' from the gore markings.

SINGLE LANE RAMPS - EXIT TERMINALS

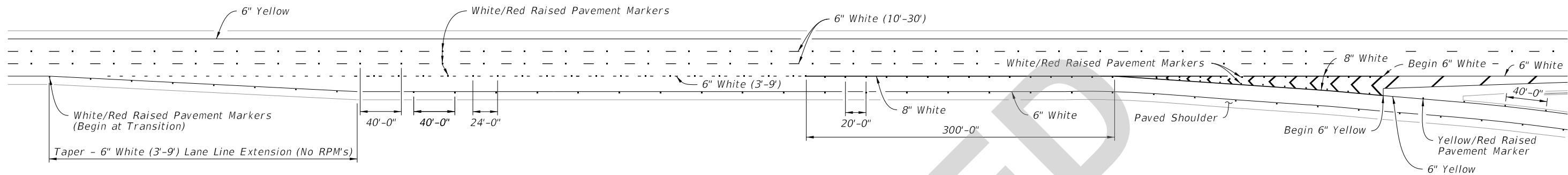
9/9/2021 2:39:30 PM

LAST REVISION 11/01/21	DESCRIPTION:
---------------------------	--------------

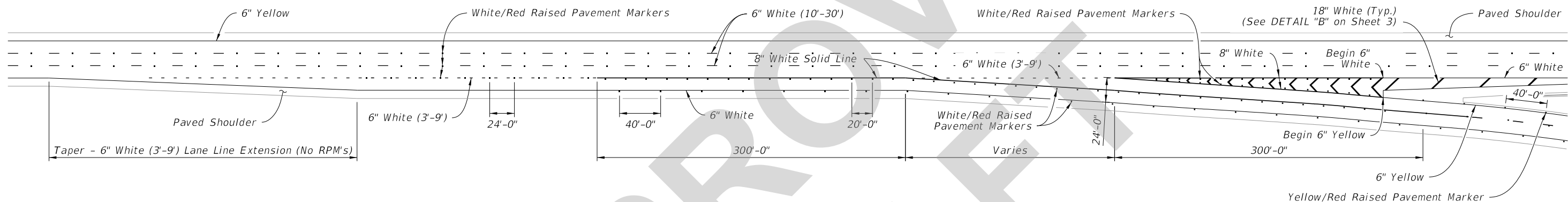

**FY 2022-23  
STANDARD PLANS**

**INTERCHANGE MARKINGS**

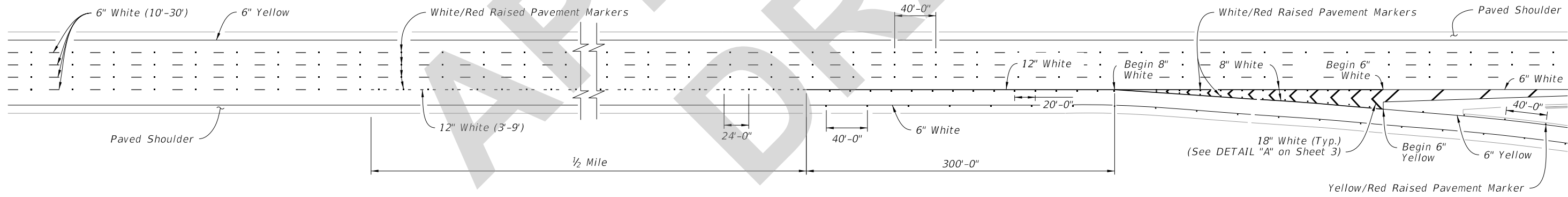
INDEX 711-003	SHEET 3 of 8
------------------	-----------------



PARALLEL DECELERATION LANE



MARKINGS AT DUAL LANE EXITS




LANE DROP MARKINGS AT EXIT RAMP

TYPICAL PAVEMENT MARKINGS AT EXIT RAMP

9/9/2021 2:39:31 PM

LAST REVISION 11/01/21	DESCRIPTION:	 FY 2022-23 STANDARD PLANS	INTERCHANGE MARKINGS	INDEX 711-003	SHEET 4 of 8
---------------------------	--------------	---	----------------------	------------------	-----------------

9/9/2021 2:39:31 PM



**NOTE:**  
 Post delineators spaced at 40' on curves of the entrance and exit of ramps. The spacing on the tangent portion of the ramp section is 300'-0". All delineators are to be setback 4' from shoulder break. Post delineators should not be discontinued in sections with guardrail.

TYPICAL CURVED EXIT RAMP

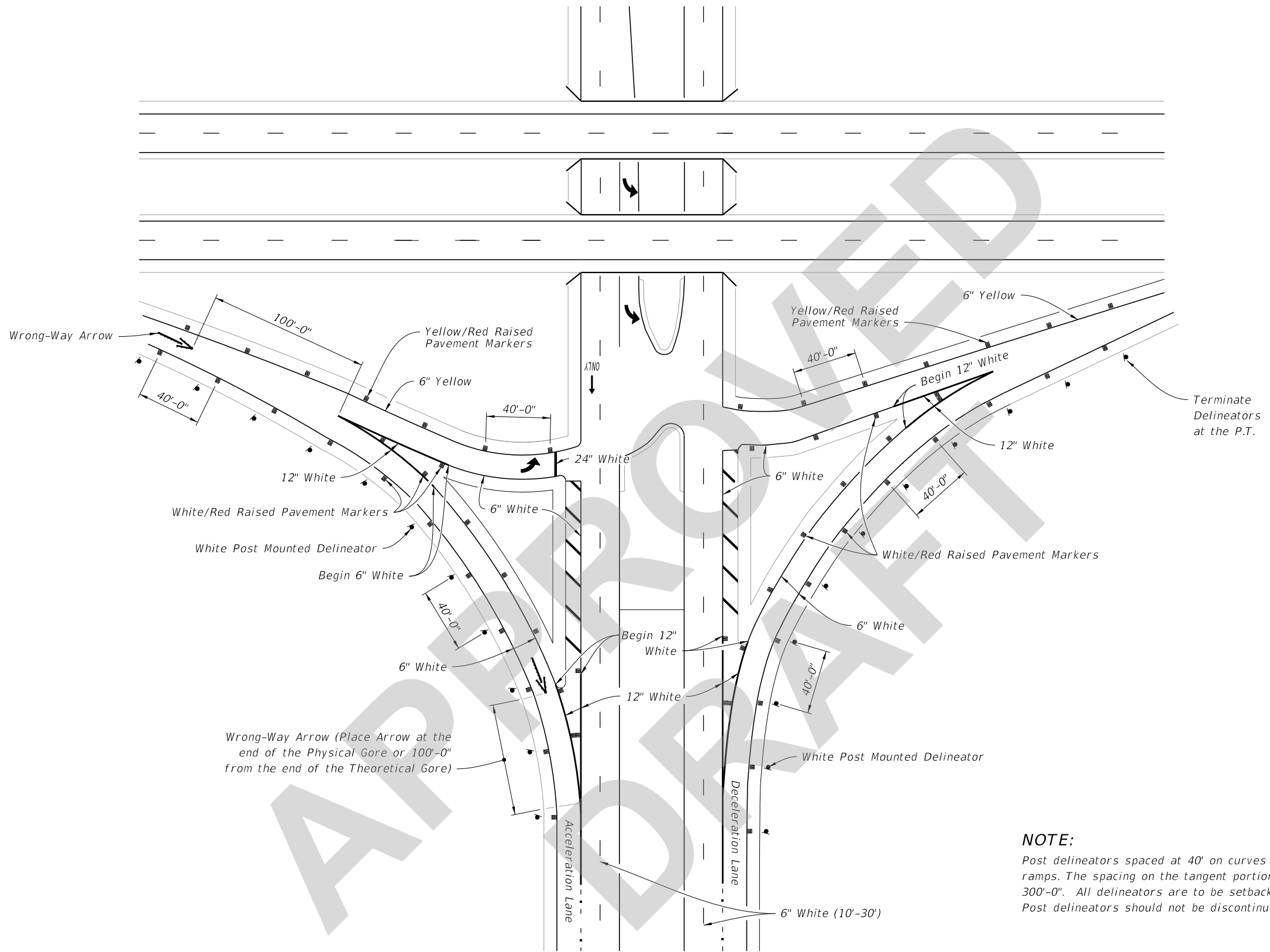
TYPICAL CURVED EXIT RAMP

LAST REVISION 11/01/21	REVISION	DESCRIPTION:
---------------------------	----------	--------------


 FY 2022-23  
 STANDARD PLANS

INTERCHANGE MARKINGS


INDEX 711-003	SHEET 5 of 8
------------------	-----------------



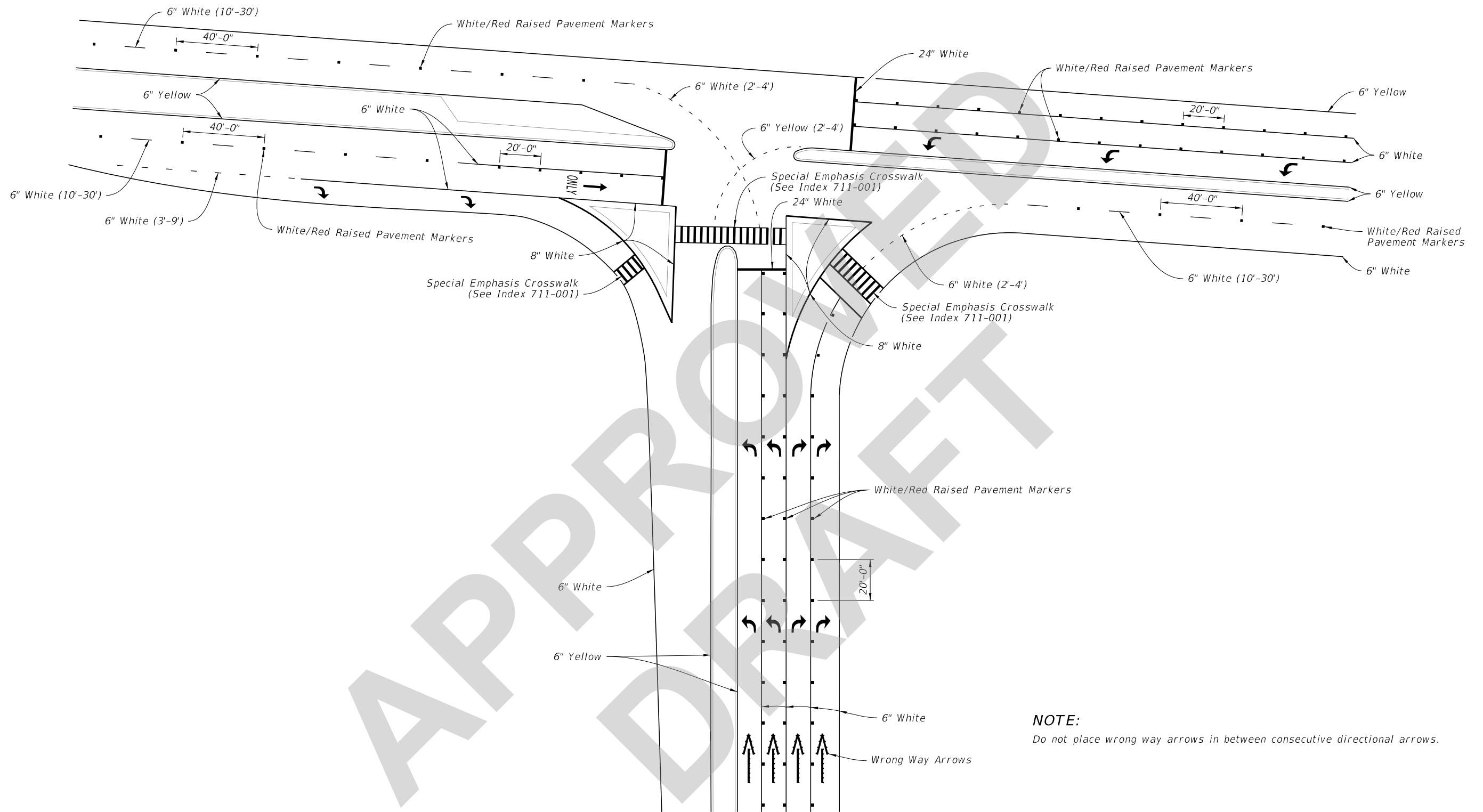
**NOTE:**  
 Post delineators spaced at 40' on curves of the entrance and exit of ramps. The spacing on the tangent portion of the ramp section is 300'-0". All delineators are to be setback 4' from shoulder break. Post delineators should not be discontinued in sections with guardrail.

9/15/2021 8:10:38 AM

TYPICAL INTERSECTION


LAST REVISION 11/01/21	REVISION DESCRIPTION:	 FY 2022-23 STANDARD PLANS	INTERCHANGE MARKINGS	INDEX 711-003	SHEET 6 of 8
---------------------------	-----------------------	--	----------------------	------------------	-----------------

9/9/2021 2:39:32 PM



**NOTE:**  
Do not place wrong way arrows in between consecutive directional arrows.

**TYPICAL PARTIAL CLOVERLEAF/TRUMPET EXIT RAMP**

LAST REVISION 11/01/21	REVISION DESCRIPTION:	 FY 2022-23 STANDARD PLANS	INTERCHANGE MARKINGS	INDEX 711-003	SHEET 7 of 8
---------------------------	--------------------------	--	----------------------	------------------	-----------------