
ORIGINATION FORM

Proposed Revisions to a Standard Plans Index
(Please provide all information — Incomplete forms will be returned)

Contact Information:

Date: March 5, 2021
Originator: Rick Jenkins
Phone: (850) 414-4355
Email: rick.jenkins@dot.state.fl.us

Standard Plans:

Index Number: 711-003
Sheet Number (s): 5 and 6
Index Title: Interchange Markings

Summary of the changes:

Sheet 5: Moved Detail "C" from sheet 5 to Sheet 3 of Index 706-001; Moved Note 1 to the Wrong-Way Arrow callout at the Gore; Deleted Note 2; Deleted the "See Note 3" reference from the Yellow Post Mounted Delineator callout.

Sheet 6: Moved Note 1 to the Wrong-Way Arrow callout at the Gore; Deleted the note reference and the Detail"C" reference for the Wrong-Way Arrow callout on the off ramp.

Commentary / Background:

The Wrong-Way Arrow detail was moved to Index 706-001 as it applies to other situations in addition to Interchange Markings. A reference was added to Index 706-001.

Other Affected Offices / Documents: (Provide name of person contacted)

- | Yes | No | |
|-------------------------------------|--------------------------|-----------------------------|
| <input checked="" type="checkbox"/> | <input type="checkbox"/> | Other Standard Plans – |
| <input type="checkbox"/> | <input type="checkbox"/> | FDOT Design Manual – |
| <input type="checkbox"/> | <input type="checkbox"/> | Basis of Estimates Manual – |
| <input type="checkbox"/> | <input type="checkbox"/> | Standard Specifications – |
| <input type="checkbox"/> | <input type="checkbox"/> | Approved Product List – |
| <input type="checkbox"/> | <input type="checkbox"/> | Construction – |
| <input type="checkbox"/> | <input type="checkbox"/> | Maintenance – |

Origination Package Includes:

(Email or hand deliver package to Rick Jenkins)

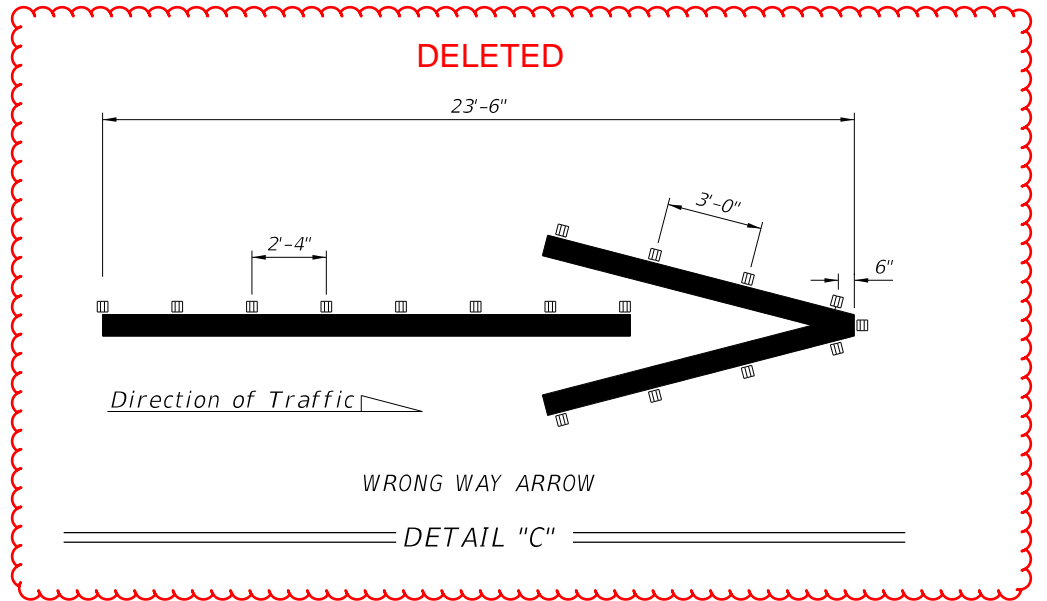
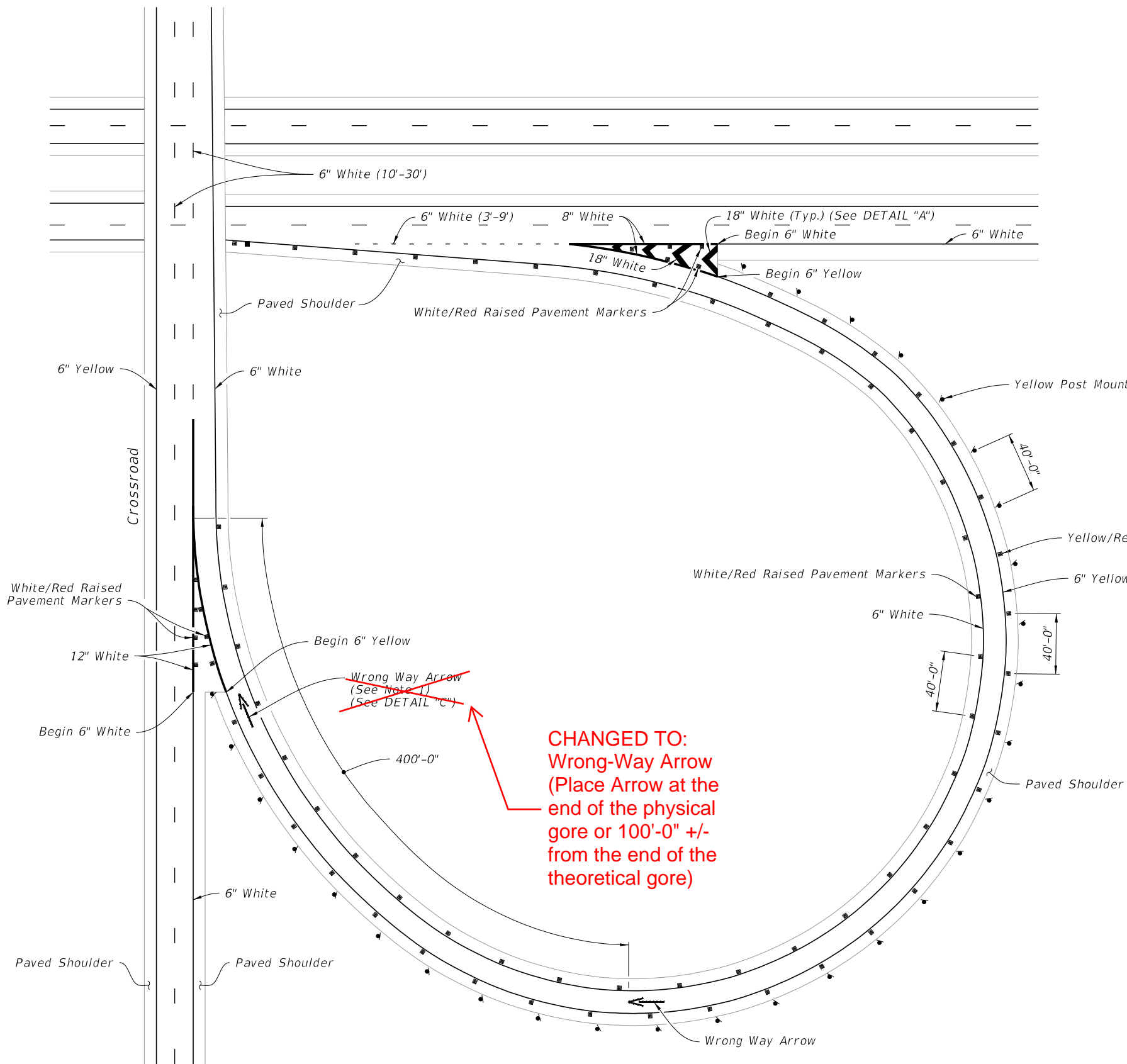
- | Yes | N/A | |
|-------------------------------------|--------------------------|--|
| <input checked="" type="checkbox"/> | <input type="checkbox"/> | Redline Mark-ups |
| <input type="checkbox"/> | <input type="checkbox"/> | Proposed Standard Plan Instruction (SPI) |
| <input type="checkbox"/> | <input type="checkbox"/> | Revised SPI |
| <input type="checkbox"/> | <input type="checkbox"/> | Other Support Documents |

Implementation:

- | | |
|-------------------------------------|----------------------------------|
| <input type="checkbox"/> | Design Bulletin (Interim) |
| <input type="checkbox"/> | DCE Memo |
| <input type="checkbox"/> | Program Mgmt. Bulletin |
| <input checked="" type="checkbox"/> | FY-Standard Plans (Next Release) |

Contact the Roadway Design Office for assistance in completing this form

12:06:19 PM
2/23/2021



~~Wrong Way Arrow
(See Note 1)
(See DETAIL "C")~~

**CHANGED TO:
Wrong-Way Arrow
(Place Arrow at the
end of the physical
gore or 100'-0" +/-
from the end of the
theoretical gore)**

NOTES:

- ~~1. Place the Wrong Way Arrow at the gore.~~
- 2. Post delineators spaced at 40' on curves of the entrance and exit of ramps. The spacing on the tangent portion of the ramp section is 300'-0". All delineators are to be setback 4' from shoulder break. Post delineators should not be discontinued in sections with guardrail.

Deleted from title

TYPICAL CURVED EXIT RAMP

TYPICAL CURVED EXIT RAMP ~~AND WRONG WAY ARROW~~

LAST REVISION	DESCRIPTION:
11/01/20	11/01/21

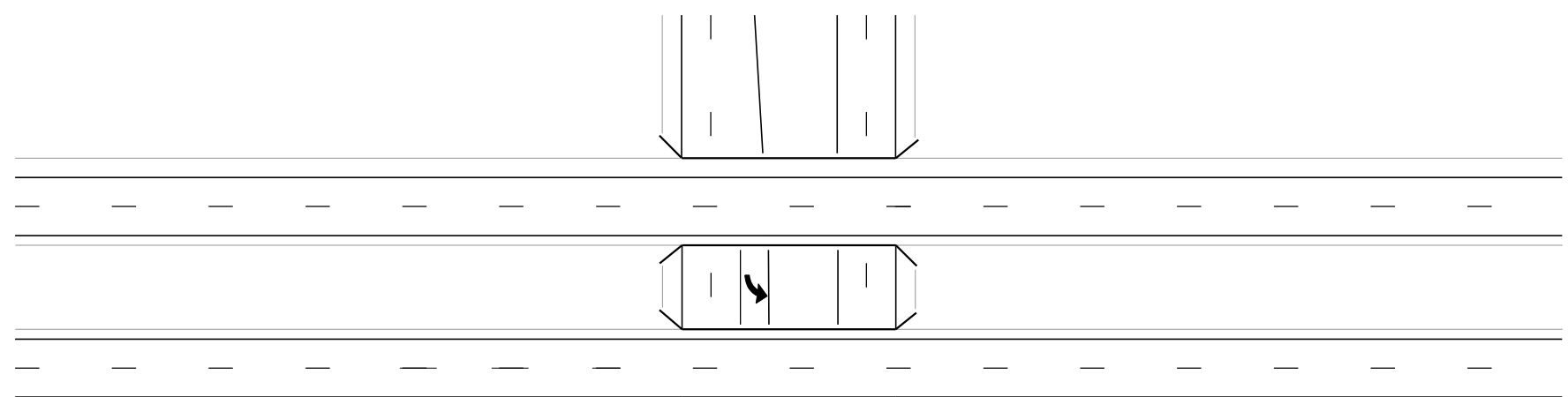


FY 2021-22
STANDARD PLANS

INTERCHANGE MARKINGS

INDEX
711-003

SHEET
5 of 8



Wrong-Way Arrow

~~Wrong-Way Arrow (See Note 1)
(See DETAIL "C", Sheet 5)~~

CHANGED TO:
Wrong-Way Arrow
(Place Arrow at the end of the physical gore or 100'-0" +/- from the end of the theoretical gore)

~~Wrong Way Arrow
(See Note 1)~~

NOTES:

- ~~1. Place the Wrong Way Arrow at the end of the physical gore or 100'-0" +/- from the end of theoretical gore.~~
- ~~2. Post delineators spaced at 40' on curves of the entrance and exit of ramps. The spacing on the tangent portion of the ramp section is 300'-0". All delineators are to be setback 4' from shoulder break. Post delineators should not be discontinued in sections with guardrail.~~

12:06:25 PM
2/23/2021

TYPICAL INTERSECTION

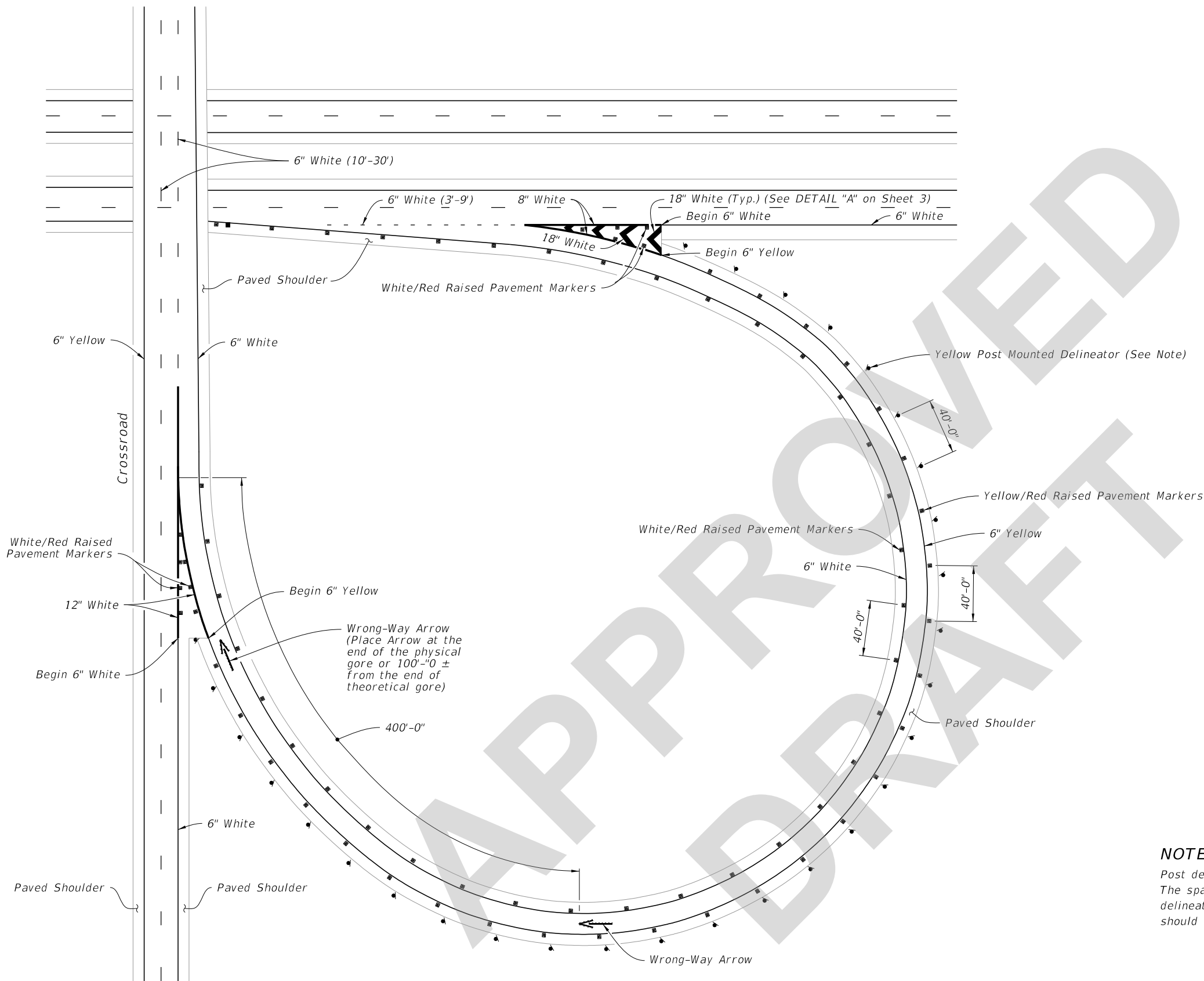
LAST REVISION	DESCRIPTION:
11/01/20	11/01/21


**FY 2021-22
STANDARD PLANS**

INTERCHANGE MARKINGS

INDEX	SHEET
711-003	6 of 8

5/18/2021 7:28:45 AM



NOTE:

Post delineators spaced at 40' on curves of the entrance and exit of ramps. The spacing on the tangent portion of the ramp section is 300'-0". All delineators are to be setback 4' from shoulder break. Post delineators should not be discontinued in sections with guardrail.

TYPICAL CURVED EXIT RAMP

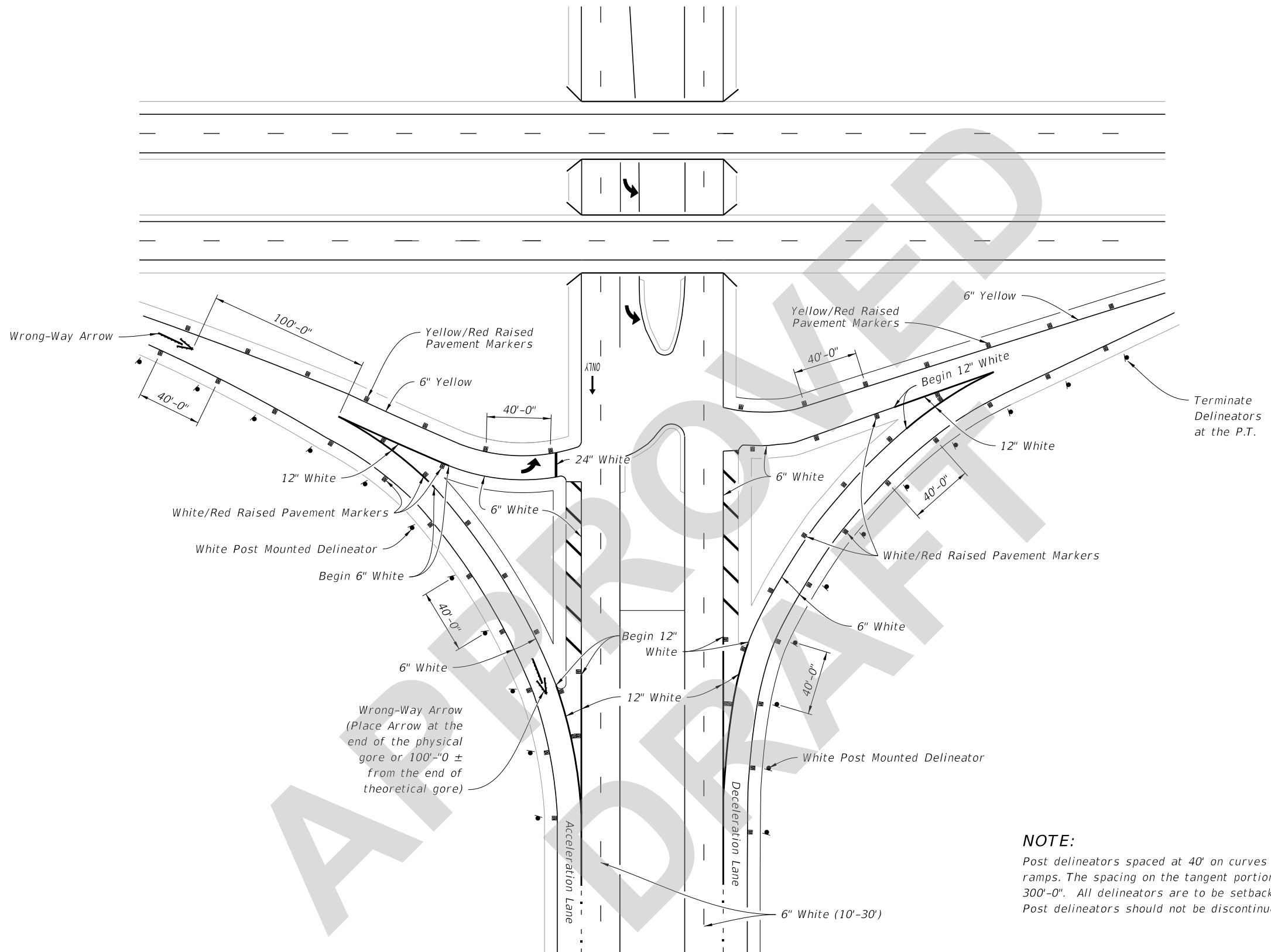
TYPICAL CURVED EXIT RAMP

LAST REVISION 11/01/21	DESCRIPTION:
---------------------------	--------------


**FY 2022-23
STANDARD PLANS**

INTERCHANGE MARKINGS

INDEX 711-003	SHEET 5 of 8
------------------	-----------------




NOTE:

Post delineators spaced at 40' on curves of the entrance and exit of ramps. The spacing on the tangent portion of the ramp section is 300'-0". All delineators are to be setback 4' from shoulder break. Post delineators should not be discontinued in sections with guardrail.

5/18/2021 7:28:49 AM

TYPICAL INTERSECTION

LAST REVISION 11/01/21	REVISION DESCRIPTION:	 FY 2022-23 STANDARD PLANS	INTERCHANGE MARKINGS	INDEX 711-003	SHEET 6 of 8
---------------------------	-----------------------	--	----------------------	------------------	-----------------