
Index 630-001 Conduit Installation Details

ORIGINATION

Date: 6-26-21

Name: Malcolm Tomatani

Phone: (850) 921-7305

Email: malcolm.tomatani@dot.state.fl.us

COMMENTARY

There is a repetition of the fiber optic cable route marker label detail in each plan set with new fiber installation. A Standard Index detail may eliminate the inclusion of this detail drawing in the project plan sets.

COMMENTS AND RESPONSES

BLACK = Industry Review Comments **RED** = Standard Plans Response **GREEN** = Change Made to Index

Name: Melissa Hollis

Date: 9/1/2021

COMMENT: Note 2 is inconsistent with the Standard Specification:

Per the spec, payment for conduit under sidewalk will be directional bore.

630-5 Basis of Payment.

Price and payment will be full compensation for all work specified in this Section.

Payment for conduit placed under existing turf will be made as open trench.

Payment for conduit placed under existing pavement (roadway, driveways, or sidewalk) will be made as directional bore. If conduit is being placed under both existing turf and existing pavement between two pull boxes, payment for the total pull box-to-pull box length will be made

Please consider changing note 2 to something similar to:

When sidewalk is damaged by conduit installation, replace entire sidewalk slab.

There may be project specific exceptions to the 630-5 spec, but it might be better to avoid addressing which payment is used in the note.

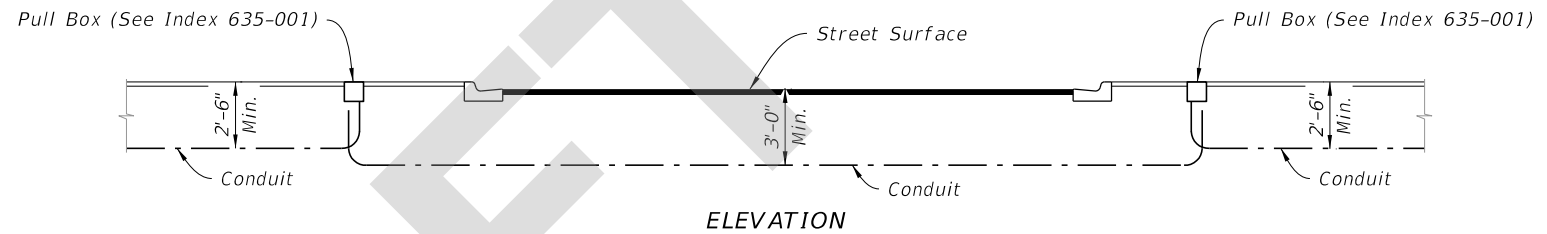
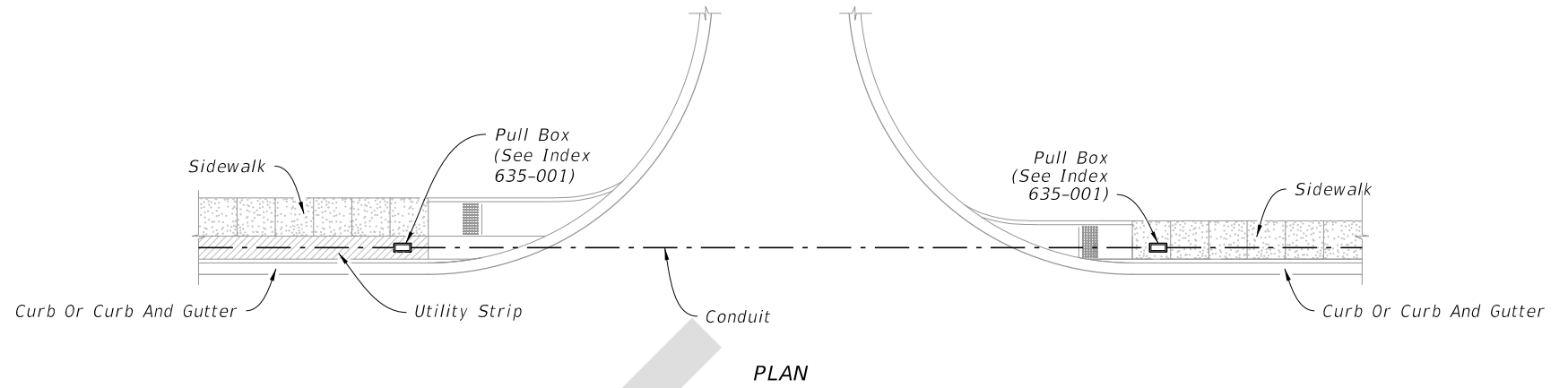
RESPONSE: General Note 2 can be reworded to clarify that anytime the sidewalk is damaged, the entire slab must be replaced. The Spec language referenced only covers the payment and doesn't affect General Note 2.

Change Made: Update General Note 2 to read *“When sidewalk is damaged by conduit installation, replace entire sidewalk slab”*.

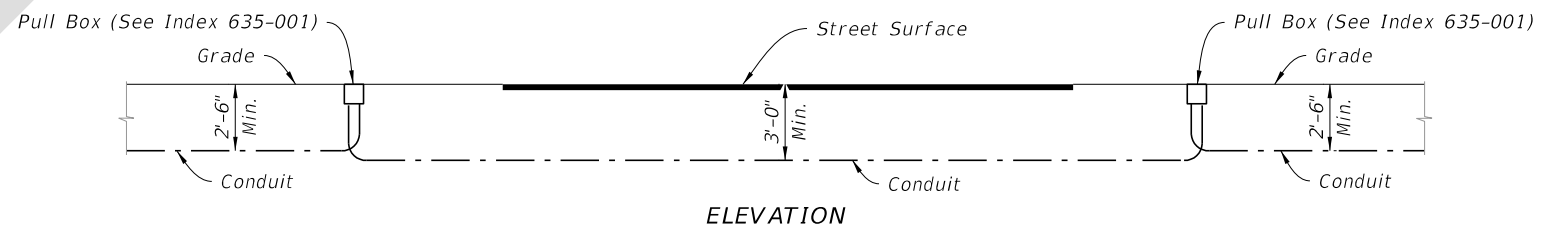
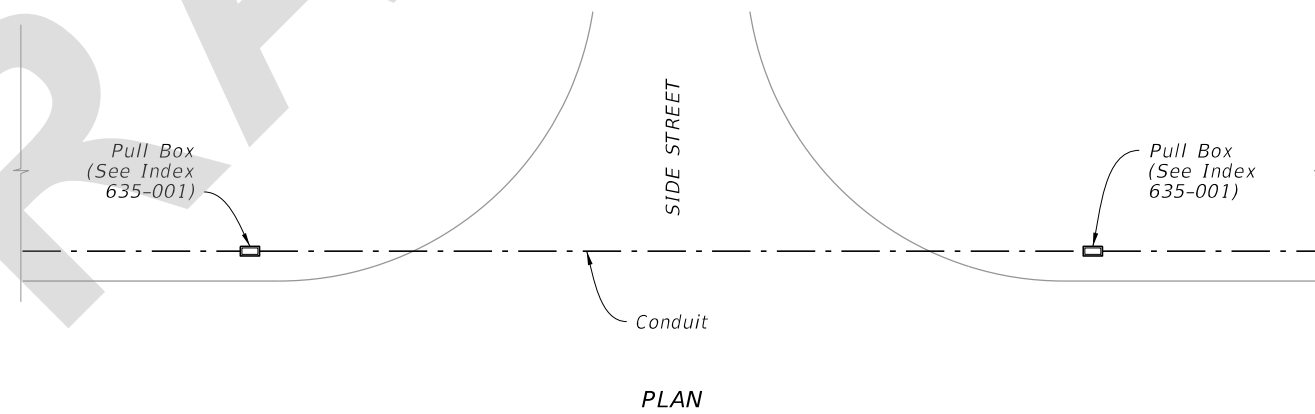
Date: 9/2/2021

GENERAL NOTES:

1. Install conduit in accordance with Specification 630.
2. When sidewalk is damaged by conduit installation, replace entire sidewalk slab.
3. Trench not to be open more than 250' at a time when construction area is subject to vehicular or pedestrian traffic.
4. Sawcut asphalt at the edges of the trench to leave neat lines.
5. Provide route marker and route marker label in accordance with Specification 630.



=====**CURB AND GUTTER**=====



=====**FLUSH SHOULDER**=====



See Note 5 for label

=====**ROUTE MARKER DETAIL**=====

DRAFT - 4

9/2/2021 9:32:43 AM

LAST REVISION 11/01/21	REVISION	DESCRIPTION:		FY 2022-23 STANDARD PLANS	CONDUIT INSTALLATION DETAILS	INDEX 630-001	SHEET 1 of 4
---------------------------	----------	--------------	--	------------------------------	------------------------------	------------------	-----------------